

ENR THE TOP 400

Overview p. 46 // 2019-20 at a Glance p. 46 // Profitability Analysis p. 46 // Revenue Volume p. 46 // Backlog Analysis p. 46 // A Decade of Contracting Revenue p. 46 // Markets' Share of Total Revenue p. 47 // Domestic Staff Hiring p. 47 // International Staff Hiring p. 47 // International Market Analysis p. 48 // Haskell Takes BIM to the Limit p. 48 // Top 400 Dialogue p. 49 // Top 20 by Sector pp. 50, 53 // The Boldt Co.'s Modular Airborne Infection Isolation Rooms p. 53 // Top 100 by New Contracts p. 54 // Top 50 Contractors Working Abroad p. 56 // Top 50 Domestic Heavy Contractors p. 57 // Top 50 Domestic General Building Revenue p. 58 // How To Read the Tables p. 58 // Top 400 List p. 61 // Top 400 Index p. 77



NUMBER 110

PHOTO COURTESY OF GLY CONSTRUCTION

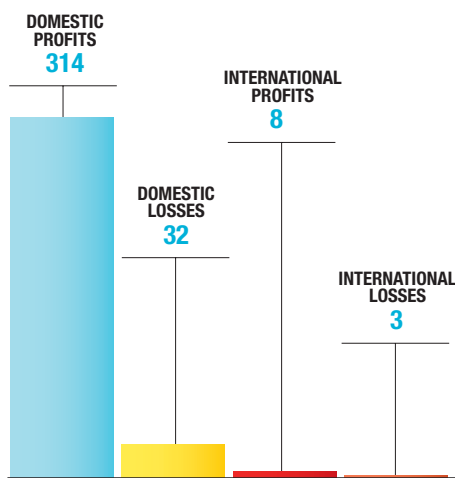
COVID-19: Coping With Chaos

The COVID-19 pandemic has taken the construction industry by surprise, and major contractors now are finding ways to deal with it. By Gary J. Tulacz

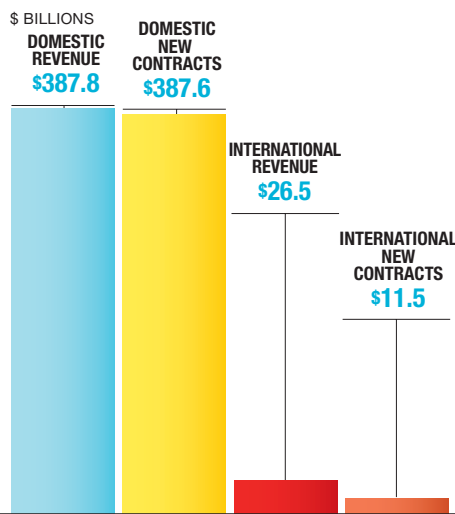


2019-20 at a Glance

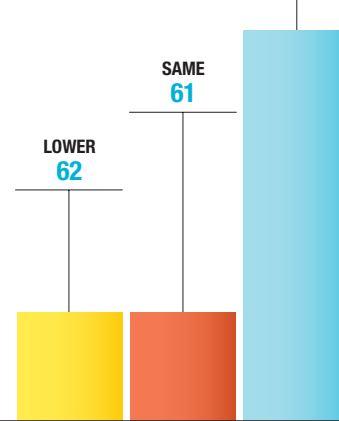
NUMBER OF FIRMS REPORTING PROFITABILITY



VOLUME

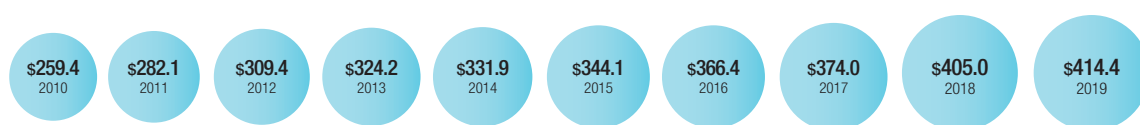


NUMBER OF FIRMS REPORTING SIZE OF BACKLOG



COMPARING THE PAST DECADE'S CONTRACTOR REVENUE

\$ BILLIONS
SOURCE: ENR



The construction industry is cyclical, riding the ups and downs of economic trends. When 2020 began, the industry was on the upswing. Many large contractors were confident that they could ride out any possible downturn that may come along, using large backlogs to get them through possible future tough times.

But the current COVID-19 pandemic is unlike anything the industry has experienced in generations. There was no warning. Rather than markets tapering off due to economic troubles or even natural or man-made disasters, the epidemic hit hard and fast, leaving a heretofore healthy industry in chaos.

The ENR Top 400 Contractors list shows just how healthy the market was before COVID-19 hit. As a group, those firms generated a new record of \$414.38 billion in contracting revenue in 2019, an increase of 2.3% from the 2018 total of \$405.0 billion. Contracting revenue from U.S. projects rose a strong 5.1%, to \$387.85 billion, over last year's mark of \$369.15 billion. Contracting revenue from projects outside the U.S. fell 26.0% last year, to \$26.53 billion.

However, the 2019 figures don't tell the whole story. Both Fluor Corp., Irving, Texas, and Watsonville, Calif.-based Granite Construction Inc. missed the ENR survey for the first time in decades. The U.S. Securities and Exchange Commission questioned their financial reporting and both agreed to do internal au-



"We came into the year with the expectation of growth in several sectors. We're still expecting that growth to resume at some point, but, of course, the COVID-19 pandemic put our growth plans into pause mode."

Bob Mullen,
CEO, STO
Building Group

dits. Since both firms are publicly traded, they are barred by law from disclosing their financials before they are released to the general public, so they were unable to file surveys. Fluor ranked No. 2 on last year's Top 400 with \$15.59 billion in contracting revenue, and Granite ranked No. 24 last year with \$3.32 billion.

On top of that, Primoris Services Corp., Dallas, did not file a survey. Primoris has been evolving its business model for several years and now is primarily a utility contractor, deciding it would be better placed on the ENR Top 600 Specialty Contractors list. "We compete primarily with firms like Quanta Services and Mastec Inc. on the Top 600, rather than firms like Granite on the Top 400," says a company spokesperson. Primoris ranked No. 28 on last year's Top 400 with \$2.94 billion in contracting revenue.

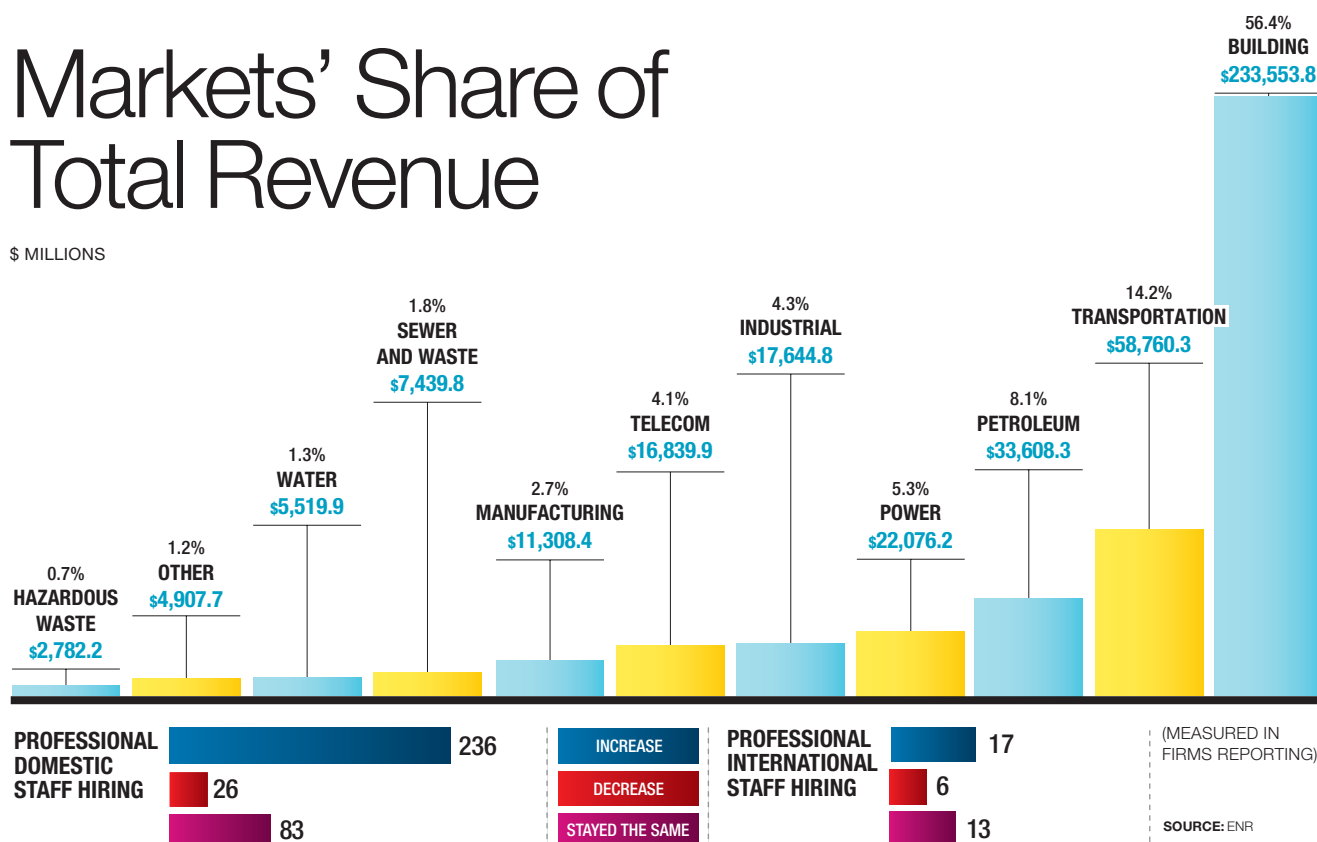
Disregarding the combined \$21.85 billion from Fluor, Granite and Primoris from last year, the participating firms on this year's Top 400 showed an 8.2% increase in contracting revenue from 2018 to 2019.

Coronavirus Crash

As bright as market prospects looked at the beginning of 2020, those prospects faded quickly as the COVID-19 virus made its presence felt. Construction in many parts of the country ground to a halt as state and local governments stepped in and ordered nonessential work be put

Markets' Share of Total Revenue

\$ MILLIONS



on pause to stop the spread of the disease. Bob Mullen, CEO of STO Building Group, sums up the feelings of many contractors across the country: "We came into the year with the expectation of growth in several sectors. We're still expecting that growth to resume at some point, but, of course, the COVID-19 pandemic put our growth plans into pause mode."

Although the industry has been hit hard across the country, some jurisdictions have felt it more heavily than others. For example, in the New York metropolitan area, most projects went on pause during the statewide stay-at-home order.

Michigan has had one of the nation's more stringent shelter-in-place orders in that it doesn't classify all construction as an essential service. "While our projects in the medical, infrastructure and, to some extent, energy markets have continued in the state, construction on the majority of our projects was suspended during the shelter-in-place period," says Chuck Binkowski, COO of Michigan's Barton Malow.

Many firms believe the COVID-19 crash will take a bite out of their revenue. "In general, we are seeing about a 20% reduction in revenue caused by both work restrictions from the government or clients, as well as from quarantine requirements of labor resources with symptoms or in contact with COVID-19," says Andrew Wood, executive vice president of J. Fletcher

381

Firms on the list that sent in surveys in 2019.

69.9%

Companies that increased revenue in 2019 over 2018.

29.6%

Firms with lower revenue in 2019 than in 2018.

Creamer & Son Inc., which works primarily in New Jersey, one of the hardest hit states.

Dome Construction works in the six Bay Area counties of California, so the shelter-in-place public health orders issued in March posed the most significant challenge in the company's history. "How do we support our 250+ strong team in the most uncertain time any of us has known?" asks Rob Lynch, Dome CEO. But the firm is treating this situation as an opportunity. It developed a training program for all employees to improve their knowledge and skill sets through daily Zoom learning sessions.

The Fear Factor

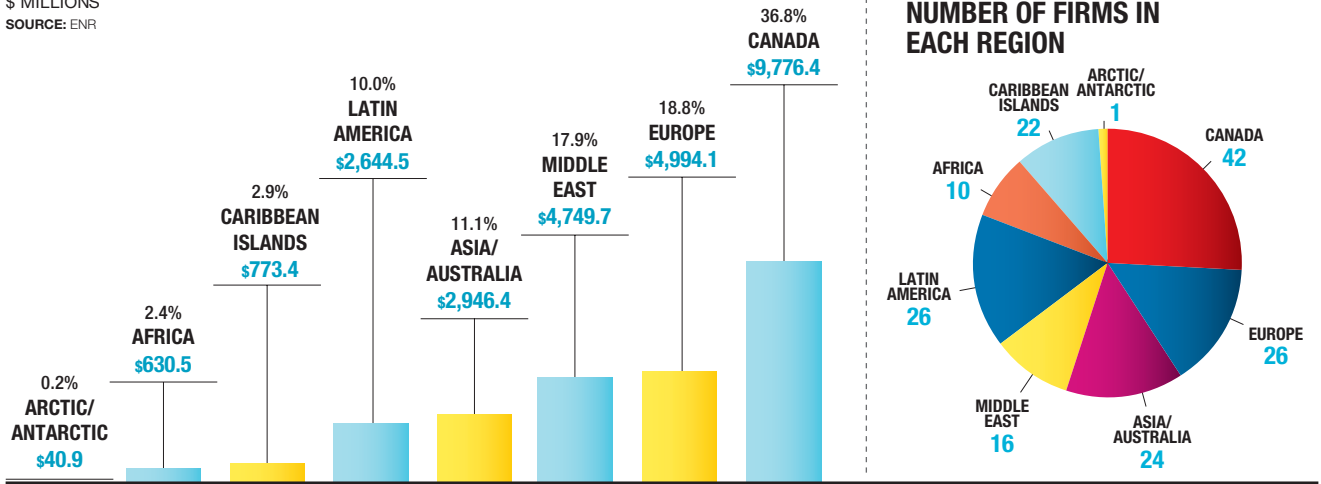
Another major issue for contractors whose work is continuing is how to keep their workers safe and healthy. Almost all contractors are imposing new guidelines for workers on job sites, mostly following those issued by the U.S. Centers for Disease Control.

Many contractors have expanded on requirements beyond the basics. HITT Contracting developed its own set of guidelines. "To make our jobsites safe, we also need our subcontractors and partners to increase their safety requirements. To help our industry partners and colleagues, we're sharing our protocols and processes on our website," says Kim Roy, CEO.

HITT also established the "HITT Site Marshal

International Market Analysis

\$ MILLIONS
SOURCE: ENR



Technology | By Gary J. Tulacz

Haskell Takes BIM to the Limit



Haskell (**No. 86**) and its Miami-based joint-venture partner, NV2A Group, are putting the finishing touches on one of the most striking cruise line terminals in the world, Norwegian Cruise Lines' Port of Miami terminal. The 546,757-sq-ft facility was designed by Bermello Ajamil & Partners Inc., Miami.

Building it in the most timely and cost-efficient manner posed challenges. Building information modeling "has been around for years, but I've never seen it taken to this degree," says Peter M. Kinsley, president of Haskell's infrastructure and transportation group. He says the entire facility was designed using BIM, "down to the finishes."

The specs from the BIM model were fed to Haskell Steel, a Haskell subsidiary in Jacksonville, Fla., where the structural steel was fabricated. It was erected by Loveland, Colo.-based steel erector LPR Construction.

The BIM specs also were sent to Doral, Fla.-based Alpha Cladding LLC, which fabricated the curtain wall in Colombia. "The curtain wall was fabricated directly from the BIM model, not from measurements in the field," Kinsley says. Haskell then did a laser scan on the structural steel in place to make sure the curtain wall would fit. Kinsley says this method potentially saved six months in construction time. ■

role," which is dedicated solely to ensuring COVID-19 standards are enforced. "Every HITT project has one of these marshals assigned, and it has proven to be the key to implementing new protocols quickly and effectively," Roy says.

One of the most extensive sets of guidelines was established by Clayco. It details a broad range of safe practices, guidelines, protocols, checklists and forms, all available to the public on its website. "We co-wrote the construction guidelines with the help of the CDC and our larger clients and shared those guidelines widely with the industry for their use," says Bob Clark, Clayco's executive chairman.

GLY Construction is another contractor that is being very careful. On a new inpatient tower that was under construction in Washington state, it suspended work for one week, restarting only after implementing enhanced COVID-19 safety and health screening protocols (see photo, p. 45), says Tyler Tonkin, a GLY principal. While the total workforce was 300, "we intentionally reduced the workforce down to 80 workers in the first week back to work after the pause. With each subsequent week after the restart, we added 20 to 40 workers and coordinated closely with all the trades on site to adhere to social distancing measures and comply with proper [personal protective equipment]," Tonkin says.

Some contractors have reported worker shortages at the outset of the pandemic. For example, "in New York City, some subcontractors are finding that workers are reluctant to go back onto jobsites that have been shut down and are reopening, especially when there were verified infections on site," says Maurice Regan, CEO of J.T. Magen. "Craftworker availability has been somewhat of a challenge. Some workers are staying

PHOTO COURTESY OF HASKELL

The Top 400 Dialogue

How has the COVID-19 pandemic impacted your employees?



JOHNNIE TAUL, PRESIDENT
DEPCOM POWER
Scottsdale, Ariz.

Today, approximately 20% of our team members are veterans. Their work ethic, resiliency and sense of comradery has helped to lead our team through the challenging COVID-19 situation.



Do you see any existing or new technologies that are helping the construction process?



CHUCK BINKOWSKI, COO
BARTON MALOW HOLDINGS LLC
Southfield, Mich.

We continue to explore exoskeleton use to improve safety and reduce worker fatigue, and are working with other partners on everything from implementing "smart" hardhats on jobsites to developing robotics for construction.



MATT ROSSIE, COO
WECOR
San Francisco

There have been periodic shortages due to trade workers having concerns over their own safety, but as projects institute systems that align with CDC guidelines, workers have grown more comfortable.



MICHAEL MCKELVY, CEO
GILBANE BUILDING CO.
Providence, R.I.

We are working with Triax Technologies to field test Proximity Trace tags. This smart wearable device provides proximity distancing alerts and contact tracing for workers. It offers added protection for essential workers.



RAMIN CHERAFAT, CEO
MCCOWNGORDON CONSTRUCTION
Kansas City, Mo.

We saw some shortages early in the crisis due to uncertainty in the workforce. That has dramatically improved in the last three weeks as mitigation procedures can bake into the daily routine. This has drastically reduced the anxiety.



MATT RALSTON, SENIOR VP
BURNS & MCDONNELL
Kansas City, Mo.

Mixed reality glasses and headsets are more advanced and interactive than augmented reality glasses. By displaying information to both eyes, MR enables users to interact with both the glasses and the environment around them.



DOUG WELLING, CEO
JACOBSEN CONSTRUCTION CO. INC.
West Valley City, Utah

Early on, we also implemented a robust COVID-19 paid leave program, entirely separate from other types of paid time off, for those whose families might be affected by COVID-19 in a direct and serious way.



BRIAN HUMMER, EXECUTIVE VP
INFRA. & ENERGY ALTERNATIVES
Indianapolis

IEA's subsidiary company, Saiia Construction, partnered with Caterpillar to test remotely operated excavators and bulldozers. Saiia Construction has now deployed this new technology on their coal ash project sites.



SCOTT MOSS, CEO
MOSS
Fort Lauderdale, Fla.

We have partnered with JobSiteCare to offer telemedicine services to every worker on every jobsite across the nation. This program supports our efforts of creating the safest possible working environment in the industry.



JEN SUERTH, VICE PRESIDENT
PEPPER CONSTRUCTION
Chicago

We are about to start testing Spot the robot dog on one of our construction sites. By strapping a scanner to his body and allowing him to walk the site—including moving upstairs and across rough terrain—we can scan critical data.



The Top 20 Contractors by Sector

1		TRANSPORTATION
RANK		Top 20 Revenue: \$33.5 Billion
2020	2019	Top 20 Market Share: 55.8%
1	2	KIEWIT CORP.
2	3	TUTOR PERINI CORP.
3	1	BECHTEL
4	4	SKANSKA USA
5	5	THE WALSH GROUP
6	7	DRAGADOS
7	8	COLAS INC.
8	9	HENSEL PHELPS
9	12	FLATIRON CONSTRUCTION
10	16	CLARK GROUP
11	11	AECOM
12	**	THE TURNER CORP.
13	**	EUROVIA USA (FKA HUBBARD GROUP)
14	10	LANE INDUSTRIES INC.
15	18	OHL USA INC.
16	19	RAILWORKS
17	17	HERZOG
18	20	AUSTIN INDUSTRIES
19	**	AMES CONSTRUCTION INC.
20	**	ALLAN MYERS

2		PETROLEUM
RANK		Top 20 Revenue: \$30.9 Billion
2020	2019	Top 20 Market Share: 91.2%
1	2	MCDERMOTT INTERNATIONAL
2	3	BECHTEL
3	4	TURNER INDUSTRIES GROUP LLC
4	8	KIEWIT CORP.
5	14	S&B ENGINEERS & CONSTRUCTORS LTD.
6	5	ZACHRY GROUP
7	6	MICHEL'S CORP.
8	**	STRIKE
9	11	WOOD
10	10	PERFORMANCE CONTRACTORS INC.
11	12	AECOM
12	17	MATRIX SERVICE CO.
13	15	SAULSBURY
14	22	BURNS & MCDONNELL
15	16	AEGION CORP.
16	18	PCL CONSTRUCTION
17	20	APTIM
18	19	CAJUN INDUSTRIES HOLDINGS LLC
19	23	SNC-LAVALIN INC.
20	21	BILFINGER NORTH AMERICA INC.

3		POWER
RANK		Top 20 Revenue: \$18.1 Billion
2020	2019	Top 20 Market Share: 81.2%
1	1	BECHTEL
2	2	KIEWIT CORP.
3	4	MORTENSON
4	3	DAY & ZIMMERMANN
5	8	MCDERMOTT INTERNATIONAL
6	13	INFRA. & ENERGY ALTERNATIVES INC.
7	9	BURNS & MCDONNELL
8	14	SWINERTON
9	6	BLACK & VEATCH
10	7	AECOM
11	15	MICHEL'S CORP.
12	10	WOOD
13	16	ZACHRY GROUP
14	19	FERREIRA CONSTRUCTION CO. INC.
15	**	EMJ CORP.
16	17	JINGOLI - DCO
17	18	BARNARD CONSTRUCTION CO INC.
18	**	ELECTRICAL CONSULTANTS INC.
19	**	MOSS
20	**	DEPCOM POWER

home for various reasons, whether due to fears associated with COVID-19 or due to unemployment incentives provided by the government,” adds Mark Luegering, COO of Messer Construction.

Clayco also has seen a few examples of people who don't want to work due to the virus. “However, with significant layoffs [by other contractors], there will be a pool of people that are healthy and not at risk that will work on our safe jobsites,” says Clark.

Many contractors say craftworkers generally are happy to have a paycheck when so many other Americans are out of work. “Almost without exception, our employees are grateful that we are able to keep them working, as many are two-income households where their spouse has been furloughed from their positions with other companies,” says Tom Murphy Jr., CEO of Coastal Construction.

Productivity declines because of the health precautions also worry contractors. “We are seeing an overall drop in labor productivity and increased cost due to COVID-19 procedures, training, cleaning and other requirements necessary to keep the workforce safe,” says Wood of J. Fletcher Creamer. “Overall, our projects have had a slight decrease in productivity due to slowing down to address increased safety and hygiene measures such as social distancing, temperature checks



“The industry never rebuilt its craft workforce after the 2008 financial crisis. We know that when paused jobs come back online, there is going to be a rush on labor, and that will affect existing jobs and new ones coming online.”

George Pfeffer, DPR, Management Committee Member

and staggered work schedules,” adds Deron Brown, president of PCL's U.S. Operations.

Meeting the Challenge

Contractors also have shown they can step up to the plate and deliver in a crisis. For example, Gilbane Building Co. was the construction manager for the temporary re-occupancy of the Newton (Mass.) Pavilion health care facility, providing up to 304 non-acute patient beds for surge capacity for Greater Boston's homeless population in response to the COVID-19 emergency, a feat it accomplished in 11 days, reports Michael McKelvy, CEO.

Balfour Beatty is another contractor that stepped up. Washington's King County asked it to deliver 2,500 beds for multiple quarantine facilities in the county in a project that originally was intended to build housing for the homeless population. The firm developed “a rapid-response solution to transform 12 sites into facilities equipped to quarantine patients who are incapable of self-quarantine, including the homeless,” says Eric Stenman, Balfour Beatty US buildings president.

At the Penn Medicine Pavilion in Philadelphia, STO Building Group subsidiary L.F. Driscoll and the PennFirst team, which includes Balfour Beatty, “were asked to accelerate the schedule to deliver 120 beds

The Top 20 Contractors by Sector

4		INDUSTRIAL	
RANK		Top 20 Revenue: \$13.0 Billion Top 20 Market Share: 71.6%	
2020	2019		
1	2	BECHTEL	
2	15	CR MEYER	
3	16	GRAY CONSTRUCTION	
4	3	DPR CONSTRUCTION	
5	4	THE TURNER CORP.	
6	11	THE YATES COS. INC.	
7	5	HASKELL	
8	**	BILFINGER NORTH AMERICA INC.	
9	12	CRB	
10	6	ALBERICI-FLINTCO	
11	9	GILBANE BUILDING CO.	
12	10	STELLAR	
13	**	IPS-INTEGRATED PROJECT SERVICES	
14	8	DENNIS GROUP	
15	**	MIRON CONSTRUCTION CO. INC.	
16	**	MATRIX SERVICE CO.	
17	14	SKANSKA USA	
18	**	LENLEASE	
19	**	STO BUILDING GROUP INC.	
20	13	KLINGER COS. INC.	

5		TELECOMMUNICATIONS	
RANK		Top 20 Revenue: \$15.7 Billion Top 20 Market Share: 92.6%	
2020	2019		
1	3	HOLDER CONSTRUCTION	
2	1	THE WHITING-TURNER CONTRACTING CO.	
3	2	THE TURNER CORP.	
4	4	DPR CONSTRUCTION	
5	5	FORTIS CONSTRUCTION INC.	
6	6	HITT CONTRACTING INC.	
7	7	BLACK & VEATCH	
8	9	JE DUNN CONSTRUCTION GROUP	
9	8	STO BUILDING GROUP INC.	
10	18	MORTENSON	
11	11	AECOM	
12	**	CLAYCO	
13	10	HENSEL PHELPS	
14	15	CLUNE CONSTRUCTION	
15	**	WALBRIDGE	
16	16	THE BECK GROUP	
17	13	BECHTEL	
18	14	GILBANE BUILDING CO.	
19	**	THE WEITZ CO. & AFFILIATES	
20	12	ROGERS-O'BRIEN CONSTRUCTION	

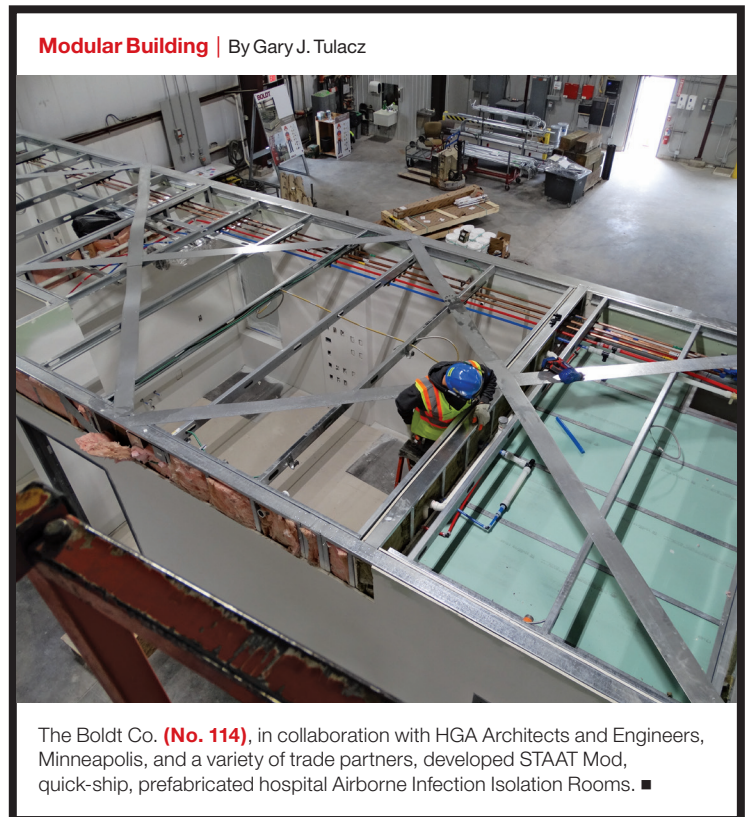
6		HAZARDOUS WASTE	
RANK		Top 20 Revenue: \$3.2 Billion Top 20 Market Share: 98.7%	
2020	2019		
1	2	BECHTEL	
2	5	ECC	
3	3	APTIM	
4	7	ENTACT	
5	4	SEVENSON ENVIRONMENTAL SERVICES INC.	
6	**	GOODFELLOW BROS.	
7	9	J.F. BRENNAN CO. INC.	
8	12	ASRC INDUSTRIAL SERVICES	
9	15	GILBANE BUILDING CO.	
10	17	EA ENG'G, SCIENCE, AND TECHNOLOGY	
11	16	TURNER INDUSTRIES GROUP LLC	
12	19	JAY CASHMAN INC.	
13	14	HALEY & ALDRICH INC.	
14	18	BURNS & MCDONNELL	
15	**	THE WINTER CONSTRUCTION CO.	
16	20	PEPPER CONSTRUCTION	
17	**	PARSONS	
18	8	SUKUT CONSTRUCTION LLC	
19	**	THE WEITZ CO. & AFFILIATES	
20	**	GZA	

within three weeks—almost a full year ahead of schedule,” says Mullen of STO. The team accomplished their mission, and then construction was temporarily halted on the overall project so the hospital could focus on treating COVID-19 patients, he notes.

And at the SUNY Old Westbury campus on Long Island, N.Y., AECOM constructed a 104-bed non-COVID-19 patient care facility inside of the Clark Athletic Center gym, as well as four freestanding temporary structures able to accommodate 920 patients. “From receiving the notice to proceed to close out, the entire project was complete in just a few weeks, requiring swift problem solving and collaboration among all project team members,” says Jay Badame, AECOM’s president of construction management.

Supply Chain Concerns

Contractors worry about materials suppliers that are also being hit by the pandemic. Many firms have run into some disruptions in obtaining materials and supplies. This has been a particular problem for contractors relying on materials from abroad. Some reported supply chain problems from China at the outset of the crisis, and a few contractors worry that European suppliers may also become a problem for such items as Italian marble.



Modular Building | By Gary J. Tulacz

The Boldt Co. (**No. 114**), in collaboration with HGA Architects and Engineers, Minneapolis, and a variety of trade partners, developed STAAT Mod, quick-ship, prefabricated hospital Airborne Infection Isolation Rooms. ■

The Top 100 Contractors by New Contracts

RANK 2020		NEW CONTRACTS IN \$ MIL.	RANK 2020		NEW CONTRACTS IN \$ MIL.	RANK 2020		NEW CONTRACTS IN \$ MIL.
1	THE TURNER CORP.	16,100.10	35	LEVEL 10 CONSTRUCTION	2,110.00	70	PJ DICK - TRUMBULL - LINDY PAVING	1,240.60
2	AECOM	14,458.91	36	ADOLFSON & PETERSON CONSTRUCTION	2,087.00	71	LANE INDUSTRIES INC.	1,227.35
3	THE WHITING-TURNER CONTRACTING CO.	10,600.00	37	AUSTIN INDUSTRIES	2,041.19	72	ALSTON CONSTRUCTION	1,219.00
4	KIEWIT CORP.	10,138.95	38	DEVCON CONSTRUCTION INC.	2,000.00	73	MANHATTAN CONSTRUCTION GROUP	1,212.10
5	GILBANE BUILDING CO.	9,164.20	39	WEBCOR	1,947.00	74	J.H. FINDORFF & SON INC	1,210.00
6	STO BUILDING GROUP INC.	8,600.00	40	BLACK & VEATCH	1,889.86	75	ECC	1,205.57
7	PCL CONSTRUCTION	8,072.65	41	HITT CONTRACTING INC.	1,838.53	76	PERFORMANCE CONTRACTORS INC.	1,190.00
8	SKANSKA USA	7,130.31	42	THE KOKOSING GROUP OF COS.	1,827.18	77	E.E. REED CONSTRUCTION, L.P.	1,178.00
9	DPR CONSTRUCTION	6,910.00	43	BL HARBERT INTERNATIONAL	1,826.60	78	THE MCSHANE COS.	1,170.30
10	SWINERTON	6,800.00	44	WOOD	1,812.49	79	APTIM	1,168.42
11	TUTOR PERINI CORP.	6,375.30	45	STRIKE	1,700.00	80	HUNTER ROBERTS CONSTR. GROUP LLC	1,165.00
12	CLARK GROUP	6,362.62	46	BARTON MALOW HOLDINGS LLC	1,699.64	81	THE WEITZ CO. & AFFILIATES	1,143.70
13	MCCARTHY HOLDINGS INC.	6,005.00	47	BIG-D CONSTRUCTION	1,679.00	82	OLTMANS CONSTRUCTION CO.	1,124.00
14	ZACHRY GROUP	6,004.26	48	INFRA. & ENERGY ALTERNATIVES INC.	1,676.19	83	MCCOWNGORDON CONSTRUCTION	1,110.20
15	BALFOUR BEATTY US	5,461.20	49	GRAY CONSTRUCTION	1,672.65	84	KITCHELL CORP.	1,110.00
16	JE DUNN CONSTRUCTION GROUP	5,457.66	50	HOAR CONSTRUCTION	1,672.06	85	NABHOLZ CONSTRUCTION CORP.	1,108.00
17	MORTENSON	5,184.54	51	WALBRIDGE	1,645.81	86	ROBINS & MORTON	1,104.00
18	HENSEL PHELPS	4,974.29	52	SUNDT CONSTRUCTION INC.	1,611.24	87	CROSSLAND CONSTRUCTION CO. INC.	1,093.00
19	BECHTEL	4,629.00	53	S&B ENGINEERS & CONSTRUCTORS LTD.	1,600.00	88	SHAWMUT DESIGN AND CONSTRUCTION	1,092.00
20	SUFFOLK CONSTRUCTION CO. INC	4,625.00	54	SELLEN CONSTRUCTION	1,545.00	89	J.T. MAGEN & CO. INC.	1,088.00
21	CLAYCO	4,600.00	55	CLUNE CONSTRUCTION	1,535.00	90	THE CHRISTMAN CO.	1,061.00
22	HOLDER CONSTRUCTION	4,370.00	56	COLAS INC.	1,527.41	91	GRAHAM CONSTRUCTION	1,040.90
23*	THE WALSH GROUP	4,014.00	57	TRUEBECK CONSTRUCTION	1,522.00	92	DAVID E. HARVEY BUILDERS INC.	1,030.00
23	DRAGADOS	3,821.00	58	SOUTHLAND HOLDINGS LLC	1,514.00	93	THE BECK GROUP	1,020.74
24	BRASFIELD & GORRIE LLC	3,590.20	59	MESSER CONSTRUCTION CO.	1,454.00	94	COASTAL CONSTRUCTION GROUP	1,017.00
25	MICHEL'S CORP.	3,525.30	60	CONSIGLI CONSTRUCTION CO. INC.	1,439.00	95	THE CONLAN CO.	1,008.00
26	LENLEASE	3,364.00	61	JINGOLI - DCO	1,420.00	96	W.M. JORDAN CO.	1,000.00
27	HATHAWAY DINWIDDIE CONSTRUCTION CO.	2,800.00	62	MOSS	1,354.16	97	WEEKS MARINE INC.	993.58
28	ALBERICI-FLINTCO	2,620.94	63	LEASE CRUTCHER LEWIS	1,322.30	98	ALLAN MYERS	989.31
29	THE YATES COS. INC.	2,612.00	64	POWER CONSTRUCTION CO. LLC	1,293.00	99	C.W. DRIVER COS.	968.09
30	ARCO CONSTRUCTION COS.	2,465.00	65	CORE CONSTRUCTION GROUP	1,279.95	100	EUROVIA USA (FKA THE HUBBARD GROUP)	948.35
31	FLATIRON CONSTRUCTION	2,450.00	66	BARNARD CONSTRUCTION CO INC.	1,277.30			
32	JACOBS	2,210.40	67	CHOATE CONSTRUCTION CO.	1,265.41			
33	RYAN COS. US INC.	2,160.00	68	OKLAND CORP.	1,263.00			
34	PEPPER CONSTRUCTION	2,115.97	69	F.A. WILHELM CONSTRUCTION	1,250.00			

* Because of a programming error, The Walsh Group was inadvertently left off this list.

Some contractors are taking precautions by specifying alternative materials and equipment. "As our supply chains are strained and/or impacted by the pandemic's impact on global manufacturing and shipping, we are working to identify domestic suppliers and alternate options for construction materials," says Roy of HITT Contracting.

Contractors sourcing their materials locally has become a significant trend being accelerated by the pandemic. "In procurement, the biggest market changes right now flow from tariffs and trade restrictions," says Steve Edwards, CEO of Black & Veatch. He says these trade disputes have led to wild price swings that have made bidding and forecasting costs a challenge.

On the Web

For expanded content on the ENR Top Lists, see ENR.com/toplists.

Many suppliers have felt the impacts of COVID-19. "We've been staying in close communication with our suppliers to better understand their situation and develop mitigation strategies. Logistics also have taken a hit, given restrictions on air and inland trucking," Edwards says.

This has led many contractors to actively seek out domestic materials producers. "COVID-19 has taught us all that we cannot rely on other countries for critical items in our supply chain, which will result in an increase in manufacturing capacity within the U.S. in months and years ahead," says Brown of PCL.

Some contractors have found their existing programs of domestic sourcing of materials have helped

The Top 50 Contractors Working Abroad

RANK 2020		REVENUE IN \$ MIL.	RANK 2020		REVENUE IN \$ MIL.	RANK 2020		REVENUE IN \$ MIL.
1	BECHTEL	5,277.00	18	FLATIRON CONSTRUCTION	268.00	35	SNC-LAVALIN INC.	95.00
2	MCDERMOTT INTERNATIONAL	4,007.00	19	AEGION CORP.	267.31	36	MATRIX SERVICE CO.	80.57
3	PCL CONSTRUCTION	3,249.85	20	WOOD	249.59	37	CHINA CONSTR. AMERICA/PLAZA	72.60
4	KBR INC.	1,769.00	21	PARSONS	244.20	38	THE BECK GROUP	71.77
5	KIEWIT CORP.	1,262.34	22	MICHEL'S CORP.	232.70	39	HERZOG	64.64
6	AECOM	1,246.80	23	RAILWORKS	202.00	40	AMERICAN BRIDGE CO.	63.00
7	DRAGADOS	1,023.00	24	THE WEITZ CO. & AFFILIATES	196.30	41	HASKELL	54.63
8	THE TURNER CORP.	619.31	25	BARNARD CONSTRUCTION CO INC.	184.70	42	GOLDER	54.31
9	BL HARBERT INTERNATIONAL	618.20	26	EMJ CORP.	183.74	43	GREAT LAKES DREDGE & DOCK CO.	48.60
10	BLACK & VEATCH	548.96	27	DCK WORLDWIDE	181.60	44	WEEKS MARINE INC.	44.16
11	STO BUILDING GROUP INC.	503.70	28	GRAY CONSTRUCTION	153.21	45	IPS-INTEGRATED PROJECT SERVICES	43.18
12	ALBERICI-FLINTCO	466.45	29	EXCEL GROUP	150.00	46	SOUTHLAND HOLDINGS LLC	43.00
13	CADDELL CONSTRUCTION CO. (DE) LLC	403.15	30	DPR CONSTRUCTION	146.31	47	BURNS & MCDONNELL	42.20
14	TUTOR PERINI CORP.	377.20	31	WALBRIDGE	143.71	48	SACHSE CONSTR. & DEVELOPMENT CO.	41.00
15	GILBANE BUILDING CO.	363.62	32	FORTIS CONSTRUCTION INC.	120.40	49	LANE INDUSTRIES INC.	40.00
16	MWH CONSTRUCTORS INC.	311.70	33	PERNIX GROUP INC.	119.35	50	ECC	38.81
17	APTIM	282.70	34	THE WALSH GROUP	108.01			

during the pandemic. “Material sourcing has mitigated potential delays largely through DEPCOM’s Buy American First procurement program, with nearly 80% of the dollars we spend staying within the U.S.,” says Johnnie Taul, president of DEPCOM Power.

Rising material prices have not yet been an issue. Most contractors say that they’ve seen little evidence of rising materials costs during the outbreak. For example, Jacobsen Construction Co. has been using regular surveys to actively monitor the Utah market in an effort to quickly detect what kinds of trends have been put into motion as the result of the pandemic. As of April 17, “more than 90% of respondents said they had not been notified by suppliers of a price increase for new projects. About two-thirds said they still didn’t know how the pandemic would affect their own pricing in project proposals going forward,” says Doug Wellington, Jacobsen’s CEO.

Subcontractors have also been significantly impacted by the virus. In many cases, subs are more vulnerable to disruption than general contractors because of their smaller size and reliance on a continuing cash flow to pay for labor and supplies. This has caused many general contractors to focus on their subs to help them through the crisis. “We are watching areas such as financial stability of trades and focusing on keeping the workforce healthy while limiting the spread of COVID-19,” says McKelvey of Gilbane.

STO Building Group is also looking out for its subs. “We’ve also developed some ways to help our subs remain solvent, including connecting them to



“We can’t be islands in implementing solutions to help minimize the impacts of the crisis—it doesn’t serve ourselves or the industry well.”

Jay Badame,
AECOM,
President of
Construction
Management

information on the federal CARES Act, hosting webinars and talking through their challenges with them so we can find ways to support them,” says Jim Donaghy, STO’s executive chairman.

Many contractors say the biggest risk to the subcontractor community is their getting paid in a timely manner. “The industry needs to focus on the entire invoicing process and making sure it functions in an efficient and timely manner,” says George Pfeffer a member of DPR’s management committee. “While we bring projects online, we all need to make sure everyone feels invested in the health of the entire construction community and takes steps to be diligent in keeping committed money moving.”

Looking for a ‘New’ New Deal

The entire nation has been looking to Washington, D.C., for relief from the economic downturn caused by the pandemic. And the construction industry, which has been pleading for a transportation and infrastructure funding package for years, is no exception.

Most contractors believe that an infusion of federal funds to pay for infrastructure would go a long way to mitigate the economic damage caused by COVID-19. “A federal stimulus could lessen the impacts from this needed infrastructure replacement, and be an expeditious way to stimulate our economy,” says Scott Parrish, president of Garney Holding Co.

However, many contractors are worried that construction has gotten little in previous COVID-19 stimulus funds. “It’s my belief that something does

The Top 50 Domestic Heavy Contractors

RANK 2020		REVENUE IN \$ MIL.	% OF TOTAL REVENUE			
			TRANSPORTATION	SEWER	HAZARDOUS WASTE	WATER
1	KIEWIT CORP.	3,812.0	36	5	0	5
2	THE WALSH GROUP	3,350.2	56	7	0	7
3	TUTOR PERINI CORP.	2,915.7	56	0	0	0
4	SKANSKA USA	2,787.7	38	1	0	0
5	COLAS INC.	1,992.8	100	0	0	0
6	DRAGADOS	1,846.0	82	8	0	7
7	HENSEL PHELPS	1,832.4	32	0	0	0
8	FLATIRON CONSTRUCTION	1,524.0	91	4	0	3
9	CLARK GROUP	1,364.8	21	2	0	0
10	AECOM	1,269.2	12	1	0	2
11	LANE INDUSTRIES INC.	1,244.9	77	18	0	2
12	BECHTEL	1,217.0	0	0	11	0
13	GARNEY HOLDING CO.	1,108.9	0	31	0	69
14	THE TURNER CORP.	1,077.3	8	0	0	0
15	OHL USA INC.	1,073.5	80	5	0	6
16	SOUTHLAND HOLDINGS LLC	1,028.0	58	15	0	27
17	THE KOKOSING GROUP OF COS.	1,025.1	48	12	0	4
18	EUROVIA USA (FKA THE HUBBARD GROUP INC.)	1,012.3	100	0	0	0
19	ALLAN MYERS	989.3	85	10	0	5
20	AMES CONSTRUCTION INC.	968.0	71	2	0	4
21	AUSTIN INDUSTRIES	892.3	36	0	0	0
22	HERZOG	849.2	99	1	0	0
23	BALFOUR BEATTY US	822.8	14	2	0	1
24	CONSTRUCTION PARTNERS	783.2	100	0	0	0
25	RAILWORKS	712.5	94	0	0	0
26	STERLING CONSTRUCTION CO. INC.	690.4	55	3	0	3
27	GREAT LAKES DREDGE & DOCK CO.	662.9	100	0	0	0
28	FERROVIAL AGROMAN US CORP.	640.8	100	0	0	0
29	THE WHITING-TURNER CONTRACTING CO.	630.9	1	5	0	0
30	NEW ENTERPRISE STONE & LIME CO. INC.	630.8	100	0	0	0
31	PCL CONSTRUCTION	629.1	16	0	0	5
32	SUNDT CONSTRUCTION INC.	626.7	13	24	0	0
33	WEEKS MARINE INC.	602.6	75	8	1	0
34	ECC	601.0	0	2	74	0
35	WILLIAMS BROTHERS CONSTRUCTION CO. INC.	597.7	100	0	0	0
36	PJ DICK - TRUMBULL - LINDY PAVING	556.4	50	0	0	0
37	TEICHERT CONSTRUCTION	555.2	66	1	0	8
38	STACY AND WITBECK INC.	531.7	100	0	0	0
39	LAS VEGAS PAVING CORP.	501.0	100	0	0	0
40	MCCARTHY HOLDINGS INC.	498.6	6	5	0	0
41	MICHEL'S CORP.	449.7	12	3	0	1
42	APTIM	443.7	5	4	36	0
43	TRAYLOR BROS. INC.	443.1	67	3	0	4
44	ZACHRY CONSTRUCTION CORP.	432.7	94	0	0	0
45	F.H. PASCHEN	424.4	60	1	0	2
46	INFRASTRUCTURE AND ENERGY ALTERNATIVES INC.	420.2	29	0	0	0
47	HOFFMAN CONSTRUCTION	419.0	18	0	0	2
48	SWINERTON	392.0	8	0	0	0
49	VEGELLIO GROUP INC.	387.3	98	0	0	0
50	BARNHILL CONTRACTING CO.	382.0	54	0	0	0

need to happen to help our nation's infrastructure. However, I'm not confident that it will happen fast enough to address current concerns," says Brown of PCL. "I truly find it unlikely for a major federal infrastructure [bill] to be passed this year due to the volatile and corrosive political environment and the split party control of the House and Senate," adds Wood of J. Fletcher Creamer.

But some say the time is now for a major infrastructure bill. Such a bill "has the potential to stimulate the economy, as we've see in past downturns. Creating jobs for the millions of unemployed Americans while improving our infrastructure? That's a win-win. It's time for a 'New' New Deal," says Badame of AECOM.

Staffing

Finding enough workers to staff jobs was a major issue for contractors prior to the COVID-19 crisis. Now, the sudden strains caused by the virus, including project delays and cancellations, have put pressure on many contractors' bottom lines. Several firms noted they have begun layoffs to help them cope.

However, many other contractors are doing their best to hang on to their existing staff, knowing that the COVID-19 pandemic will eventually end. "We took the position that we wanted to ride out this storm and protect our people, so we didn't do furloughs and layoffs as an immediate reaction to the crisis. We're seeing some opportunities to attract talent from firms who did not handle it well," says Donaghy of STO Building Group.

Many large contractors understand that their reactions to the crisis aren't being done in a vacuum. "Employees are watching how companies treat their workforce through the crisis. This may open opportunities for career movement that didn't exist two months ago," says McKelvy of Gilbane.

Much of the protective attitudes about the workforce stem from lessons learned about staffing from previous market downturns. "The industry never rebuilt its craft workforce after the 2008 financial crisis. We know that when paused jobs come back online, there is going to be a rush on labor, and that will affect existing jobs and new ones coming online," says Pfeffer of DPR.

Planning for an End

The COVID-19 crisis has disrupted the industry, the markets and the economy. But contractors know that it will come to an end eventually. And many are already focusing on the future. "In my 45-year career with W. M. Jordan Co., I've personally been through six recessions, all caused by different reasons. Each

The Top 50 in Domestic Building/Mfg. Revenue

RANK 2020		REVENUE IN \$ MIL.
1	THE TURNER CORP.	10,567.55
2	STO BUILDING GROUP INC.	6,574.50
3	WHITING-TURNER CONTRACTING CO.	6,141.91
4	AECOM	5,901.76
5	GILBANE BUILDING CO.	5,236.72
6	CLARK GROUP	4,681.53
7	BALFOUR BEATTY US	4,051.48
8	SKANSKA USA	3,933.33
9	MCCARTHY HOLDINGS INC.	3,831.36
10	DPR CONSTRUCTION	3,763.68
11	SUFFOLK CONSTRUCTION CO. INC	3,597.80
12	HENSEL PHELPS	3,538.83
13	JE DUNN CONSTRUCTION GROUP	3,394.15
14	BRASFIELD & GORRIE LLC	3,347.96
15	SWINERTON	3,340.00
16	LENDLEASE	2,921.40
17	CLAYCO	2,841.00

RANK 2020		REVENUE IN \$ MIL.
18	MORTENSON	2,734.62
19	TUTOR PERINI CORP.	2,255.70
20	ARCO CONSTRUCTION COS.	2,251.10
21	PCL CONSTRUCTION	2,083.40
22	HATHAWAY DINWIDDIE CONSTR. CO.	2,016.00
23	RYAN COS. US INC.	2,003.00
24	WEBCOR	2,002.80
25	DEVCON CONSTRUCTION INC.	1,910.00
26	THE YATES COS. INC.	1,884.00
27	CONSIGLI CONSTRUCTION CO. INC.	1,777.00
28	ALBERICI-FLINTCO	1,668.46
29	HOFFMAN CONSTRUCTION	1,660.00
30	MANHATTAN CONSTRUCTION GROUP	1,622.71
31	HITT CONTRACTING INC.	1,597.22
32	BARTON MALOW HOLDINGS LLC	1,535.46
33	SHAWMUT DESIGN & CONSTRUCTION	1,483.60
34	THE WALSH GROUP	1,441.41

RANK 2020		REVENUE IN \$ MIL.
35	DAVID E. HARVEY BUILDERS INC.	1,397.00
36	THE MCSHANE COS.	1,302.70
37	J.T. MAGEN & CO. INC.	1,275.60
38	THE CONLAN CO.	1,263.60
39	ALSTON CONSTRUCTION	1,262.00
40	ADOLFSON & PETERSON CONSTR.	1,221.00
41	CHINA CONSTR. AMERICA/PLAZA	1,210.20
42	PEPPER CONSTRUCTION	1,209.34
43	WALBRIDGE	1,191.67
44	AUSTIN INDUSTRIES	1,188.86
45	HUNTER ROBERTS CONSTR. GROUP	1,165.00
46	OKLAND CORP.	1,153.46
47	ROBINS & MORTON	1,141.23
48	CHOATE CONSTRUCTION CO.	1,128.15
49	CROSSLAND CONSTRUCTION CO. INC.	1,113.00
50	CLUNE CONSTRUCTION	1,078.00

one eventually ended,” says John R. Lawson II, executive chairman of W. M. Jordan. He says now is the time to plan ahead. W.M. Jordan has not laid off a single employee to ensure the firm comes out of this recession stronger, Lawson says.

Firms also are looking at how they are handling the crisis now and how they can improve their processes going forward. “We will perform a lessons-learned after-action report to identify things we did well and things we did not. We will look to make adjustments to our business continuity plans, inventories and facilities to be more prepared for pandemic risk,” says Wood of J. Fletcher Creamer. The firm also will be looking at more telecommuting and its need for office space after the crisis ends.

Moss is another contractor that is shoring itself up for a market turnaround. “Moss took actions to secure

our liquidity such as extending our line of credit even though we have not used it, accelerated collections from insurance claims, developed contingency plans that would allow us to reduce our monthly spending without layoffs or furloughs and reaffirmed commitments to support Moss through communications with our business partners and insurance and bonding companies,” says Scott Moss, CEO.

The entire industry has been impacted by COVID-19. “But we’re a tight-knit community and we’re rallying together to learn from each other and provide a united front in dealing with the crisis,” says AECOM’s Badame. He warns firms not to go it alone in addressing COVID-19 problems in the times ahead. “We can’t be islands in implementing solutions to help minimize the impacts of the crisis—it doesn’t serve ourselves or the industry well.” ■

How To Read the Tables

Companies are ranked by construction revenue in 2019 in (\$ millions). Those with subsidiaries (†) are listed by company rank, which may be found on the ENR website at www.ENR.com. Firms not ranked last year are designated as **. Some markets may not add up to 100% due to omission of the “other” miscellaneous market category. NA = “not available.”

Figures include prime construction contracts, shares of joint ventures, subcontracts, the construction portion of design-construct contracts and construction management-at-risk contracts when the firm’s risks are similar to those of a general contractor. Figures also include the value of installed equipment when a firm has prime responsibility for specifying and procuring it within

the scope of its construction contract.

General Building includes commercial buildings, offices, stores, educational facilities, government buildings, hospitals, medical facilities, hotels, apartments, housing, etc.

Manufacturing includes auto assembly, electronic assembly, textile plants, etc.

Power includes thermal and hydroelectric power plants, waste-to-energy plants, transmission lines, substations, cogeneration plants, etc.

Water Supply includes dams, reservoirs, transmission pipelines, distribution mains, irrigation canals, desalination and potability treatment plants, pumping stations, etc.

Sewerage / Solid Waste includes sanitary and storm

sewers, treatment plants, pumping plants, incinerators, industrial waste facilities, etc.

Industrial Process includes pulp and paper mills, steel mills, non-ferrous metal refineries, pharmaceutical plants, chemical plants, food and other processing plants, etc.

Petroleum includes refineries, petrochemical plants, offshore facilities, pipelines, etc.

Transportation includes airports, bridges, roads, canals, locks, dredging, marine facilities, piers, railroads, tunnels, etc.

Hazardous Waste includes chemical and nuclear waste treatment, asbestos and lead abatement, etc.

Telecommunications includes transmission lines and cabling, towers and antennae, data centers and web hotels, etc.

RANK 2020	RANK 2019	FIRM	2019 REVENUE (\$ MIL)		2019 NEW CONTRACTS	GENERAL BUILDING	MANUFACTURING	POWER	WATER / SEWER / WASTE	INDUS. / PETROLEUM	TRANSPORTATION	HAZARDOUS WASTE	TELECOM	% CM-AT-RISK
			TOTAL	INT'L										
1	1	BECHTEL, Reston, Va.†	15,891.0	5,277.0	4,629.0	0	0	27	1	45	18	8	1	21
2	3	THE TURNER CORP., New York, N.Y.	14,664.1	619.3	16,100.1	73	3	1	0	4	7	0	12	100
3	4	AECOM, Los Angeles, Calif.	9,880.5	1,246.8	14,458.9	63	0	8	2	11	12	0	4	65
4	5	THE WHITING-TURNER CONTRACTING CO., Baltimore, Md.	9,828.0	0.0	10,600.0	62	0	1	5	3	1	0	27	77
5	6	KIEWIT CORP., Omaha, Neb.†	9,390.5	1,262.3	10,139.0	9	1	19	9	24	36	0	0	12
6	9	MCDERMOTT INTERNATIONAL, Houston, Texas†	8,433.0	4,007.0	NA	0	0	11	0	82	0	0	0	0
7	14	STO BUILDING GROUP INC., New York, N.Y.†	7,888.0	503.7	8,600.0	88	0	0	0	4	0	0	8	80
8	7	SKANSKA USA, New York, N.Y.†	7,255.8	0.8	7,130.3	46	8	1	1	4	38	0	1	50
9	8	PCL CONSTRUCTION, Denver, Colo.†	6,321.2	3,249.9	8,072.7	70	0	2	3	11	13	0	0	50
10	11	GILBANE BUILDING CO., Providence, R.I.†	6,206.6	363.6	9,164.2	86	2	0	0	9	1	1	2	87
11	13	CLARK GROUP, Bethesda, Md.†	6,058.5	0.0	6,362.6	77	0	0	2	0	21	0	0	59
12	10	DPR CONSTRUCTION, Redwood City, Calif.	6,015.5	146.3	6,910.0	61	2	0	0	11	1	0	25	92
13	15	HENSEL PHELPS, Greeley, Colo.	5,729.4	0.0	4,974.3	39	23	0	0	0	32	0	6	36
14	12	TUTOR PERINI CORP., Sylmar, Calif.†	5,548.6	377.2	6,375.3	43	0	0	0	0	57	0	0	0
15	16	MORTENSON, Minneapolis, Minn.†	5,032.4	0.0	5,184.5	51	4	34	1	0	2	0	8	51
16	18	THE WALSH GROUP, Chicago, Ill.	4,959.5	108.0	4,041.0	31	0	1	14	0	54	0	1	0
17	17	BALFOUR BEATTY US, Dallas, Texas†	4,896.7	0.0	5,461.2	83	0	0	3	0	14	0	0	74
18	20	SWINERTON, San Francisco, Calif.	4,612.0	0.0	6,800.0	72	0	19	0	0	8	0	0	60
19	21	MCCARTHY HOLDINGS INC., St. Louis, Mo.†	4,586.7	0.0	6,005.0	84	0	5	5	1	6	0	0	65
20	26	HOLDER CONSTRUCTION, Atlanta, Ga.	4,432.0	0.0	4,370.0	17	0	0	0	0	9	0	74	100
21	22	JE DUNN CONSTRUCTION GROUP, Kansas City, Mo.	4,256.4	0.0	5,457.7	78	2	0	0	0	5	0	15	74
22	25	BRASFIELD & GORRIE LLC, Birmingham, Ala.†	3,802.8	0.0	3,590.2	79	9	2	1	5	3	0	2	10
23	23	SUFFOLK CONSTRUCTION CO. INC., Boston, Mass.†	3,667.3	0.0	4,625.0	98	0	0	0	0	2	0	0	100
24	32	CLAYCO, Chicago, Ill.†	3,250.0	0.0	4,600.0	71	16	0	0	2	0	0	11	0
25	19	LENDLEASE, New York, N.Y.†	3,238.9	0.0	3,364.0	90	0	0	0	10	0	0	0	80
26	30	TURNER INDUSTRIES GROUP LLC, Baton Rouge, La.†	3,110.5	0.0	298.0	0	0	1	0	98	0	1	0	0
27	27	MICHELS CORP., Brownsville, Wis.	3,044.2	232.7	3,525.3	2	0	22	5	58	11	0	2	0
28	29	DRAGADOS, New York, N.Y.†	2,917.0	1,023.0	3,821.0	1	0	0	14	5	80	0	0	0
29	34	THE YATES COS. INC., Philadelphia, Miss.†	2,758.2	0.0	2,612.0	49	19	5	0	22	4	0	0	27
30	35	WOOD, Houston, Texas†	2,698.8	249.6	1,812.5	6	0	22	0	71	0	0	0	0
31	37	ALBERICI-FLINTCO, St. Louis, Mo.†	2,573.5	466.5	2,620.9	62	3	3	9	19	4	0	0	50
32	33	AUSTIN INDUSTRIES, Dallas, Texas†	2,485.6	0.0	2,041.2	47	1	1	0	15	36	0	0	48
33	38	HITT CONTRACTING INC., Falls Church, Va.	2,428.1	4.7	1,838.5	66	0	0	0	0	0	0	34	95
34	31	ZACHRY GROUP, San Antonio, Texas†	2,356.5	31.4	6,004.3	0	0	18	0	82	0	0	0	0
35	43	KBR INC., Houston, Texas†	2,309.0	1,769.0	NA	59	0	0	11	5	25	0	0	1
36	48	BURNS & MCDONNELL, Kansas City, Mo.†	2,258.4	42.2	237.9	6	6	40	1	37	7	1	1	100
37	47	ARCO CONSTRUCTION COS., St Louis, Mo.†	2,253.6	2.5	2,465.0	100	0	0	0	0	0	0	0	0
38	51	HOFFMAN CONSTRUCTION, Portland, Ore.†	2,153.0	0.0	NA	42	35	1	2	0	18	0	2	83
39	36	WEBCOR, San Francisco, Calif.	2,126.7	0.0	1,947.0	94	0	0	1	0	5	0	0	73
40	55	HATHAWAY DINWIDDIE CONSTRUCTION CO., San Francisco, Calif.	2,041.0	0.0	2,800.0	99	0	0	0	0	0	0	1	100
41	42	BLACK & VEATCH, Overland Park, Kan.†	2,040.2	549.0	1,889.9	1	0	40	10	12	0	0	37	12
42	49	RYAN COS. US INC., Minneapolis, Minn.	2,017.0	0.0	2,160.0	99	0	0	0	0	0	0	0	1
43	41	COLAS INC., Morristown, N.J.†	1,992.8	0.0	1,527.4	0	0	0	0	0	100	0	0	0
44	58	MANHATTAN CONSTRUCTION GROUP, Tulsa, Okla.†	1,939.5	1.4	1,212.1	84	0	0	0	1	15	0	0	70
45	50	DEVCON CONSTRUCTION INC., Milpitas, Calif.	1,910.0	0.0	2,000.0	100	0	0	0	0	0	0	0	0
46	40	BARTON MALOW HOLDINGS LLC, Southfield, Mich.	1,900.0	29.9	1,699.6	70	11	3	1	15	0	0	0	77
47	114	S&B ENGINEERS AND CONSTRUCTORS LTD., Houston, Texas†	1,851.2	0.0	1,600.0	0	0	0	0	100	0	0	0	0
48	46	FLATIRON CONSTRUCTION, Broomfield, Colo.†	1,824.0	268.0	2,450.0	1	0	5	6	0	87	0	0	0
49	59	WALBRIDGE, Detroit, Mich.	1,810.9	143.7	1,645.8	21	53	5	0	4	3	0	14	45
50	**	STRIKE, The Woodlands, Texas†	1,803.0	0.0	1,700.0	0	0	0	0	97	0	0	3	0

BECHTEL announced May 5 that its Bechtel Group Foundation will donate \$3 million to communities across the world coping with the COVID-19 crisis.

RANK 2020	RANK 2019	FIRM	2019 REVENUE (\$ MIL)		2019 NEW CONTRACTS	GENERAL BUILDING	MANUFACTURING	POWER	WATER / SEWER / WASTE	INDUS. / PETROLEUM	TRANSPORTATION	HAZARDOUS WASTE	TELECOM	% CM-AT-RISK
			TOTAL	INT'L										
51	60	CONSIGLI CONSTRUCTION CO. INC., Milford, Mass.	1,777.0	0.0	1,439.0	100	0	0	0	0	0	0	0	84
52	54	SUNDT CONSTRUCTION INC., Tempe, Ariz.	1,730.9	0.0	1,611.2	50	9	2	24	3	13	0	0	47
53	80	GRAY CONSTRUCTION, Lexington, Ky.†	1,672.7	153.2	1,672.7	26	27	0	0	42	0	0	6	3
54	64	THE KOKOSING GROUP OF COS., Westerville, Ohio†	1,605.5	0.0	1,827.2	17	0	6	16	8	48	0	0	17
55	52	SHAWMUT DESIGN AND CONSTRUCTION, Boston, Mass.	1,483.6	0.0	1,092.0	100	0	0	0	0	0	0	0	20
56	67	INFRASTRUCTURE AND ENERGY ALTERNATIVES INC., Indianapolis, Ind.†	1,459.8	0.0	1,676.2	1	0	66	0	2	29	0	0	100
57	57	CHINA CONSTRUCTION AMERICA/PLAZA CONSTR., Jersey City, N.J.†	1,455.6	72.6	849.0	87	0	0	0	0	13	0	0	79
58	71	MATRIX SERVICE CO., Tulsa, Okla.†	1,414.4	80.6	NA	0	0	12	0	88	0	0	0	0
59	73	DAVID E. HARVEY BUILDERS INC., Houston, Texas	1,397.0	0.0	1,030.0	100	0	0	0	0	0	0	0	0
60	70	J.T. MAGEN & CO. INC., New York, N.Y.†	1,379.3	0.0	1,088.0	92	0	0	0	0	0	0	8	100
61	84	CLUNE CONSTRUCTION, Chicago, Ill.	1,327.0	0.0	1,535.0	81	0	0	0	0	0	0	19	79
62	79	OKLAND CORP., Salt Lake City, Utah†	1,319.8	0.0	1,263.0	86	2	0	0	0	9	0	3	98
63	45	LANE INDUSTRIES INC., Cheshire, Conn.†	1,313.5	40.0	1,227.4	3	0	0	20	0	77	0	0	0
64	82	THE MCSHANE COS., Rosemont, Ill.†	1,302.7	0.0	1,170.3	100	0	0	0	0	0	0	0	33
65	74	FORTIS CONSTRUCTION INC., Portland, Ore.†	1,295.6	120.4	941.1	21	0	0	0	0	0	0	79	99
66	69	CROSSLAND CONSTRUCTION CO. INC., Columbus, Kan.	1,284.0	0.0	1,093.0	81	6	0	7	0	6	0	0	24
67	53	APTIM, Baton Rouge, La.	1,275.7	282.7	1,168.4	13	0	8	3	34	4	28	0	35
68	68	PERFORMANCE CONTRACTORS INC., Baton Rouge, La.	1,271.0	0.0	1,190.0	0	4	3	0	92	0	0	0	0
69	96	THE CONLAN CO., Marietta, Ga.	1,263.6	0.0	1,008.0	100	0	0	0	0	0	0	0	0
70	102	ALSTON CONSTRUCTION, Atlanta, Ga.	1,262.0	0.0	1,219.0	100	0	0	0	0	0	0	0	0
71	106	ADOLFSON & PETERSON CONSTRUCTION, Minneapolis, Minn.†	1,258.0	0.0	2,087.0	97	0	0	0	3	0	0	0	100
72	92	MOSS, Fort Lauderdale, Fla.†	1,256.6	0.1	1,354.2	69	0	23	0	0	9	0	0	100
73	65	PEPPER CONSTRUCTION, Chicago, Ill.†	1,253.8	0.0	2,116.0	95	2	0	0	0	0	1	2	82
74	88	AMES CONSTRUCTION INC., Burnsville, Minn.	1,249.0	0.0	869.0	3	0	3	7	0	71	0	2	7
75	77	OHL USA INC., College Point, N.Y.†	1,218.0	25.4	763.6	12	0	0	10	0	78	0	0	10
76	83	MESSER CONSTRUCTION CO., Cincinnati, Ohio	1,195.0	0.0	1,454.0	80	1	0	0	8	11	0	0	62
77	75	BIG-D CONSTRUCTION, Salt Lake City, Utah†	1,165.0	0.0	1,679.0	69	1	0	0	8	21	0	1	96
78	81	HUNTER ROBERTS CONSTRUCTION GROUP LLC, New York, N.Y.	1,165.0	0.0	1,165.0	100	0	0	0	0	0	0	0	100
79	76	ROBINS & MORTON, Birmingham, Ala.	1,141.2	0.0	1,104.0	100	0	0	0	0	0	0	0	93
80	78	CHOATE CONSTRUCTION CO., Atlanta, Ga.†	1,128.2	0.0	1,265.4	85	15	0	0	0	0	0	0	46
81	87	STERLING CONSTRUCTION CO. INC., The Woodlands, Texas†	1,126.3	0.0	785.6	19	0	0	6	0	55	0	0	1
82	63	AEGION CORP., Chesterfield, Mo.†	1,120.1	267.3	NA	1	0	0	45	53	1	0	0	0
83	101	GARNEY HOLDING CO., Kansas City, Mo.†	1,108.9	0.0	458.6	0	0	0	100	0	0	0	0	0
84	94	MIRON CONSTRUCTION CO. INC., Neenah, Wis.	1,107.1	0.0	NA	57	1	0	5	37	0	0	0	35
85	97	PJ DICK - TRUMBULL - LINDY PAVING, Pittsburgh, Pa.†	1,106.4	0.0	1,240.6	43	0	1	0	0	50	0	0	29
86	91	HASKELL, Jacksonville, Fla.†	1,088.3	54.6	NA	15	20	0	5	47	12	0	0	14
87	110	BARNARD CONSTRUCTION CO. INC., Bozeman, Mont.†	1,082.3	184.7	1,277.3	0	0	33	26	10	0	0	0	6
88	93	THE CHRISTMAN CO., Lansing, Mich.	1,073.6	0.0	1,061.0	90	0	3	5	0	1	0	1	75
89	108	SOUTHLAND HOLDINGS LLC, Roanoke, Texas†	1,071.0	43.0	1,514.0	0	0	0	44	0	56	0	0	0
90	66	O'NEIL INDUSTRIES INC., Chicago, Ill.†	1,033.9	0.0	898.8	95	4	1	0	0	1	0	0	79
91	118	JAMES G. DAVIS CONSTRUCTION CORP., Rockville, Md.	1,032.3	0.0	NA	100	0	0	0	0	0	0	0	0
92	72	THE BECK GROUP, Dallas, Texas	1,031.0	71.8	1,020.7	75	1	0	0	0	1	0	23	38
93	85	CORE CONSTRUCTION GROUP, Frisco, Texas	1,016.0	0.0	1,280.0	100	0	0	0	0	0	0	0	75
94	62	DAY & ZIMMERMANN, Philadelphia, Pa.†	1,013.9	5.3	.4	0	0	97	0	3	0	0	0	0
95	168	EUROVIA USA (FKA THE HUBBARD GROUP INC.), Winter Park, Fla.†	1,012.3	0.0	948.4	0	0	0	0	0	100	0	0	0
96	159	TRUEBECK CONSTRUCTION, San Mateo, Calif.	1,011.0	0.0	1,522.0	58	0	0	0	0	0	0	0	96
97	89	POWER CONSTRUCTION CO. LLC, Chicago, Ill.	1,009.0	0.0	1,293.0	96	0	0	0	0	4	0	0	88
98	117	LEASE CRUTCHER LEWIS, Seattle, Wash.	1,007.0	0.0	1,322.3	99	1	0	0	0	0	0	0	16
99	99	THE WEITZ CO. & AFFILIATES, Des Moines, Iowa†	989.9	196.3	1,143.7	59	0	0	0	6	21	1	14	51
100	107	ALLAN MYERS, Worcester, Pa.	989.3	0.0	989.3	0	0	0	15	0	85	0	0	0

RANK 2020	RANK 2019	FIRM	2019 REVENUE (\$ MIL)		2019 NEW CONTRACTS	GENERAL BUILDING	MANUFACTURING	POWER	WATER / SEWER / WASTE	INDUS. / PETROLEUM	TRANSPORTATION	HAZARDOUS WASTE	TELECOM	% CM-AT-RISK
			TOTAL	INT'L										
101	132	THE CIANBRO COS., Pittsfield, Maine†	987.9	0.0	844.8	21	6	16	1	36	13	0	0	14
102	90	BL HARBERT INTERNATIONAL, Birmingham, Ala.	974.6	618.2	1,826.6	81	6	0	2	0	0	0	0	0
103	113	NABHOLZ CONSTRUCTION CORP., Conway, Ark.	971.0	0.0	1,108.0	86	7	0	0	0	5	0	3	96
104	119	BILFINGER NORTH AMERICA INC., The Woodlands, Texas†	965.1	0.0	747.1	21	0	0	0	78	0	0	0	0
105	111	RAILWORKS, New York, N.Y.	964.0	202.0	NA	0	6	0	0	0	94	0	0	0
106	109	HOAR CONSTRUCTION, Birmingham, Ala.†	946.6	0.0	1,672.1	99	1	0	0	0	0	0	0	100
107	105	VCC LLC, The Colony, Texas	945.0	0.0	642.0	100	0	0	0	0	0	0	0	100
108	123	COASTAL CONSTRUCTION GROUP, Miami, Fla.†	940.2	0.0	1,017.0	100	0	0	0	0	0	0	0	98
109	186	THE PENTA BUILDING GROUP, Las Vegas, Nev.	921.8	0.0	63.3	100	0	0	0	0	0	0	0	99
110	172	GLY CONSTRUCTION, Bellevue, Wash.	914.9	0.0	484.0	100	0	0	0	0	0	0	0	100
111	103	HERZOG, St. Joseph, Mo.†	913.9	64.6	441.0	0	0	0	1	0	99	0	0	11
112	98	LECHASE CONSTRUCTION SERVICES LLC, Rochester, N.Y.	903.8	0.0	834.5	80	1	3	0	13	3	0	0	61
113	104	F.A. WILHELM CONSTRUCTION, Indianapolis, Ind.†	900.0	0.0	1,250.0	60	31	2	5	1	0	0	0	25
114	86	THE BOLDT CO., Appleton, Wis.	897.2	0.0	NA	45	9	10	0	31	3	0	0	55
115	115	AVALONBAY COMMUNITIES INC., Arlington, Va.	852.2	0.0	NA	100	0	0	0	0	0	0	0	100
116	112	E.E. REED CONSTRUCTION LP, Sugar Land, Texas†	852.0	0.0	1,178.0	100	0	0	0	0	0	0	0	4
117	224	ECC, Burlingame, Calif.†	837.6	38.8	1,205.6	25	0	0	2	1	0	72	0	0
118	153	GOODFELLOW BROS., Wenatchee, Wash.†	829.2	0.0	593.1	53	2	1	4	0	20	16	2	0
119	133	MCGOUGH, St. Paul, Minn.†	823.0	0.0	NA	92	6	0	0	1	0	0	0	89
120	61	LEVEL 10 CONSTRUCTION, Sunnyvale, Calif.	812.6	0.0	2,110.0	100	0	0	0	0	0	0	0	95
121	169	FCL BUILDERS LLC, Itasca, Ill.	805.0	0.0	934.0	6	0	0	0	0	4	0	0	0
122	199	CR MEYER, Oshkosh, Wis.	797.0	0.0	NA	0	6	1	0	90	0	0	0	0
123	138	CONSTRUCTION PARTNERS, Dothan, Ala.	783.2	0.0	NA	0	0	0	0	0	100	0	0	0
124	120	BARTLETT COCKE GENERAL CONTRACTORS LLC, San Antonio, Texas†	770.0	0.0	568.6	98	0	0	0	1	0	0	0	76
125	147	BNBUILDERS INC., Seattle, Wash.	768.0	0.0	870.0	100	0	0	0	0	0	0	0	0
126	135	WEEKS MARINE INC., Cranford, N.J.†	760.9	44.2	993.6	0	0	7	9	0	75	1	0	0
127	124	ANDERSEN CONSTRUCTION, Portland, Ore.	752.0	0.0	760.0	100	0	0	0	0	0	0	0	85
128	149	GRAYCOR, Oakbrook Terrace, Ill.†	738.6	0.7	429.9	65	0	12	0	22	0	0	0	0
129	127	TEICHERT CONSTRUCTION, Sacramento, Calif.	736.0	0.0	791.0	19	0	1	10	5	66	0	0	0
130	131	LEE LEWIS CONSTRUCTION INC., Lubbock, Texas	725.0	0.0	450.0	100	0	0	0	0	0	0	0	98
131	142	THE PIKE COS. LTD., Rochester, N.Y.†	725.0	0.0	728.0	83	3	0	0	12	2	0	0	90
132	134	GREAT LAKES DREDGE & DOCK CO., Oak Brook, Ill.	711.5	48.6	593.8	0	0	0	0	0	100	0	0	0
133	171	ORION GROUP HOLDINGS INC., Houston, Texas†	708.4	4.6	807.0	32	16	0	0	14	38	0	0	0
134	141	BARNHILL CONTRACTING CO., Rocky Mount, N.C.	707.6	0.0	381.2	46	0	0	0	0	54	0	0	17
135	164	EMJ CORP., Chattanooga, Tenn.†	700.3	183.7	453.9	39	0	54	0	7	0	0	0	0
136	152	SPAUGLASS HOLDING LP, Selma, Texas†	698.0	0.0	603.0	80	0	0	0	0	19	0	0	0
137	95	SAULSBURY, Odessa, Texas	694.4	0.0	245.0	0	0	2	0	98	0	0	0	0
138	126	MWH CONSTRUCTORS INC., Broomfield, Colo.†	686.9	311.7	268.8	0	0	0	100	0	0	0	0	26
139	122	J.H. FINDORFF & SON INC., Madison, Wis.	681.0	0.0	1,210.0	100	0	0	0	0	0	0	0	75
140	151	F.H. PASCHEN, Chicago, Ill.	678.1	0.0	769.5	37	0	0	3	0	60	0	0	8
141	155	STELLAR, Jacksonville, Fla.	670.0	4.0	670.0	29	0	0	0	71	0	0	0	0
142	150	HANOVER CO., Houston, Texas	669.0	0.0	821.2	100	0	0	0	0	0	0	0	100
143	128	KRAUS-ANDERSON CONSTRUCTION CO., Minneapolis, Minn.†	668.0	0.0	631.0	100	0	0	0	0	0	0	0	93
144	157	VANCE BROWN INC., Palo Alto, Calif.	660.0	0.0	350.0	100	0	0	0	0	0	0	0	0
145	181	PARSONS, Centreville, Va.†	653.1	244.2	520.2	57	0	0	0	0	39	2	1	11
146	**	EXCEL GROUP, Baton Rouge, La.	650.0	150.0	NA	0	0	0	0	0	0	0	0	0
147	56	FERROVIAL AGROMAN US CORP., Austin, Texas†	640.8	0.0	434.0	0	0	0	0	0	100	0	0	0
148	176	SUMMIT CONTRACTING GROUP INC., Jacksonville, Fla.	633.1	0.0	479.7	100	0	0	0	0	0	0	0	0
149	146	NEW ENTERPRISE STONE & LIME CO. INC., New Enterprise, Pa.	630.8	0.0	219.4	0	0	0	0	0	100	0	0	0
150	206	POGUE CONSTRUCTION CO. LP, McKinney, Texas	630.0	0.0	825.0	100	0	0	0	0	0	0	0	85

RANK 2020	RANK 2019	FIRM	2019 REVENUE (\$ MIL)		2019 NEW CONTRACTS	GENERAL BUILDING	MANUFACTURING	POWER	WATER / SEWER / WASTE	INDUS. / PETROLEUM	TRANSPORTATION	HAZARDOUS WASTE	TELECOM	% CM-AT-RISK
			TOTAL	INT'L										
151	197	ASRC INDUSTRIAL SERVICES, Concord, Calif. †	628.0	0.0	475.0	8	28	4	0	16	0	8	0	0
152	143	JINGOLI - DCO, Lawrenceville, N.J. †	626.5	11.0	1,420.0	26	0	60	1	0	0	2	13	1
153	193	CADDELL CONSTRUCTION CO. (DE) LLC, Montgomery, Ala.	625.8	403.2	405.8	98	0	1	0	0	0	0	0	1
154	264	HILLWOOD CONSTRUCTION SERVICES, Dallas, Texas	623.0	0.0	NA	100	0	0	0	0	0	0	0	0
155	179	TELLEPSEN, Houston, Texas	620.9	0.0	776.6	77	0	0	0	23	0	0	0	100
156	180	CHARLES PANKOW BUILDERS LTD., Pasadena, Calif. †	611.0	0.0	203.3	100	0	0	0	0	0	0	0	74
157	195	BATSON-COOK CONSTRUCTION, West Point, Ga.	607.6	0.0	735.4	62	0	0	0	0	0	0	0	7
158	121	DUKE CONSTRUCTION, Indianapolis, Ind.	606.5	0.0	553.5	96	0	0	0	0	4	0	0	19
159	154	THE RUDOLPH LIBBE COS. INC., Walbridge, Ohio †	604.0	0.0	518.0	22	30	3	0	34	9	0	0	4
160	246	MARTIN-HARRIS CONSTRUCTION LLC, Las Vegas, Nev.	600.6	0.0	437.3	91	0	0	0	0	2	0	7	81
161	182	BRINKMANN CONSTRUCTORS, Chesterfield, Mo.	600.0	0.0	640.0	100	0	0	0	0	0	0	0	100
162	156	KPRS CONSTRUCTION SERVICES INC., Brea, Calif. †	599.0	0.0	710.0	100	0	0	0	0	0	0	0	0
163	144	WILLIAMS BROTHERS CONSTRUCTION CO. INC., Houston, Texas	597.7	0.0	372.0	0	0	0	0	0	100	0	0	0
164	183	TRAYLOR BROS. INC., Evansville, Ind.	594.4	0.0	NA	0	0	12	7	6	67	0	0	0
165	205	MCCOWNGORDON CONSTRUCTION, Kansas City, Mo.	589.4	0.0	1,110.2	98	0	0	0	2	0	0	0	85
166	212	JAMES R. VANNOY & SONS CONSTRUCTION CO. INC., Jefferson, N.C.	585.0	0.0	503.0	95	0	0	0	0	5	0	0	65
167	213	W.M. JORDAN CO., Newport News, Va.	584.0	0.0	1,000.0	95	5	0	0	0	0	0	0	75
168	170	CLANCY & THEYS CONSTRUCTION, Raleigh, N.C.	581.6	0.0	674.2	96	0	0	0	3	1	0	0	74
169	136	ROGERS-O'BRIEN CONSTRUCTION, Dallas, Texas	578.0	0.0	452.0	81	0	0	0	0	0	0	19	70
170	137	OLTMANS CONSTRUCTION CO., Whittier, Calif.	575.0	0.0	1,124.0	83	0	0	17	0	0	0	0	0
171	198	JOERIS GENERAL CONTRACTORS LTD., San Antonio, Texas	568.0	0.0	444.0	100	0	0	0	0	0	0	0	41
172	177	PARIC HOLDINGS, St. Louis, Mo. †	565.2	0.0	309.0	84	0	16	0	0	0	0	0	41
173	175	FERREIRA CONSTRUCTION CO. INC., Branchburg, N.J.	562.4	0.0	378.8	2	0	67	4	0	17	0	0	0
174	145	JACOBSEN CONSTRUCTION CO. INC., West Valley City, Utah	561.3	0.0	803.0	95	5	0	0	0	0	0	0	100
175	100	GE JOHNSON, Colorado Springs, Colo. †	560.5	0.0	650.4	90	0	0	1	2	0	0	0	75
176	215	RYCON CONSTRUCTION INC., Pittsburgh, Pa. †	550.0	0.0	509.2	94	6	0	0	0	0	0	0	64
177	130	KITCHELL CORP., Phoenix, Ariz. †	543.0	0.0	1,110.0	99	0	0	0	0	0	0	0	88
178	165	IMC CONSTRUCTION, Malvern, Pa.	537.0	0.0	45.0	99	1	0	0	0	0	0	0	100
179	148	SAUNDERS CONSTRUCTION INC., Englewood, Colo. †	536.3	0.0	550.0	94	1	0	0	0	2	0	1	91
180	255	LEE KENNEDY CO., Quincy, Mass.	534.5	0.0	384.8	85	0	0	0	0	0	0	0	93
181	244	WEIS BUILDERS, INC., Minneapolis, Minn.	532.7	0.0	565.4	100	0	0	0	0	0	0	0	22
182	184	DIMEO CONSTRUCTION CO., Providence, R.I.	531.8	0.0	559.0	100	0	0	0	0	0	0	0	100
183	163	STACY AND WITBECK INC., Alameda, Calif. †	531.7	0.0	901.7	0	0	0	0	0	100	0	0	0
184	139	C.W. DRIVER COS., Pasadena, Calif. †	531.3	0.0	968.1	100	0	0	0	0	0	0	0	54
185	161	BERNARDS, San Fernando, Calif. †	531.1	0.0	531.1	98	2	0	0	0	0	0	0	29
186	249	THE BRANCH GROUP INC., Roanoke, Va. †	525.3	0.0	460.0	67	0	0	0	0	33	0	0	18
187	190	FCI CONSTRUCTORS INC., Grand Junction, Colo. †	524.5	0.0	547.2	100	0	0	0	0	0	0	0	91
188	174	SATTERFIELD & PONTIKES CONSTRUCTION INC., Houston, Texas †	520.0	0.0	452.0	80	0	0	0	0	20	0	0	39
189	167	KAST CONSTRUCTION CO. LLC, West Palm Beach, Fla.	518.1	0.0	514.6	100	0	0	0	0	0	0	0	0
190	162	HAWAIIAN DREDGING CONSTRUCTION CO. INC., Honolulu, Hawaii	514.0	0.0	843.0	69	0	1	8	0	21	0	0	0
191	158	C.D. SMITH CONSTRUCTION, Fond du Lac, Wis.	512.5	0.0	610.0	100	0	0	0	0	0	0	0	0
192	191	BCCI CONSTRUCTION CO., San Francisco, Calif.	511.2	0.0	608.3	100	0	0	0	0	0	0	0	0
193	207	RODGERS BUILDERS INC., Charlotte, N.C.	510.2	0.0	NA	96	0	0	0	0	4	0	0	94
194	257	ARCH-CON CORP., Houston, Texas	509.1	0.0	692.9	100	0	0	0	0	0	0	0	0
195	203	ANDERSON COLUMBIA CO. INC., Lake City, Fla. †	507.0	0.0	419.0	74	26	0	0	0	0	0	0	0
196	209	BULLEY & ANDREWS, Chicago, Ill. †	503.0	0.0	451.0	100	0	0	0	0	0	0	0	65
197	201	LAS VEGAS PAVING CORP., Las Vegas, Nev.	501.0	0.0	392.0	0	0	0	0	0	100	0	0	6
198	269	CRB, Kansas City, Mo.	497.6	0.0	792.9	0	0	0	0	100	0	0	0	25
199	187	J. FLETCHER CREAMER & SON, INC., Hackensack, N.J. †	496.9	0.0	419.6	1	0	24	25	24	17	0	10	0
200	300	GRAHAM CONSTRUCTION, Minneapolis, Minn. †	495.8	0.0	1,040.9	67	0	0	0	0	33	0	0	2

STO BUILDING GROUP acquired Layton Construction Co., Sandy, Utah, in December. Layton ranked No. 44 on last year's Top 400 list.

RANK 2020	RANK 2019	FIRM	2019 REVENUE (\$ MIL)		2019 NEW CONTRACTS	GENERAL BUILDING	MANUFACTURING	POWER	WATER / SEWER / WASTE	INDUS. / PETROLEUM	TRANSPORTATION	HAZARDOUS WASTE	TELECOM	% CM-AT-RISK
			TOTAL	INT'L										
201	204	WHARTON-SMITH INC., Sanford, Fla.	488.2	0.0	727.9	37	0	0	63	0	0	0	0	39
202	228	WOHLSEN CONSTRUCTION CO., Lancaster, Pa.	485.2	0.0	431.5	99	1	0	0	0	0	0	0	86
203	331	KAUFMAN LYNN CONSTRUCTION, Delray Beach, Fla. †	480.8	0.0	548.0	97	0	0	0	0	3	0	0	89
204	243	ROCKFORD CONSTRUCTION CO., Grand Rapids, Mich.	480.4	1.2	335.2	86	14	0	0	0	0	0	0	44
205	173	CAJUN INDUSTRIES HOLDINGS LLC, Baton Rouge, La.	478.8	0.0	479.9	3	0	9	0	88	0	0	0	0
206	194	ARISTEO CONSTRUCTION CO., Livonia, Mich.	467.8	0.0	375.5	29	58	12	0	0	0	0	1	18
207	200	STAKER PARSON MATERIALS & CONSTRUCTION, Ogden, Utah	467.1	0.0	298.6	28	0	3	3	1	55	0	0	0
208	220	PERNIX GROUP INC., Lombard, Ill. †	466.7	119.4	NA	80	18	2	0	0	0	0	0	0
209	219	DOME CONSTRUCTION INC., South San Francisco, Calif.	466.0	0.0	576.0	61	3	0	0	36	0	0	0	0
210	302	ANDRES CONSTRUCTION SERVICES LLC, Dallas, Texas	459.9	0.0	116.9	100	0	0	0	0	0	0	0	0
211	222	ZACHRY CONSTRUCTION CORP., San Antonio, Texas †	459.2	0.0	369.4	3	0	0	0	0	94	0	3	0
212	271	BBL CONSTRUCTION SERVICES LLC, Albany, N.Y.	455.9	0.0	690.5	100	0	0	0	0	0	0	0	19
213	216	PHILLIPS INFRASTRUCTURE HOLDINGS INC., Knoxville, Tenn. †	454.0	0.0	389.0	30	0	39	29	2	0	0	0	0
214	387	IPS-INTEGRATED PROJECT SERVICES LLC, Blue Bell, Pa. †	449.3	43.2	447.0	0	0	0	0	100	0	0	0	100
215	160	JAMES MCHUGH CONSTRUCTION CO., Chicago, Ill.	449.2	0.0	720.0	97	0	0	0	0	3	0	0	0
216	248	SHAW CONSTRUCTION, Denver, Colo. †	438.2	0.0	237.6	100	0	0	0	0	0	0	0	95
217	188	CIVES STEEL CO., Alpharetta, Ga.	434.0	0.0	350.0	88	3	0	0	9	0	0	0	0
218	256	SHIEL SEXTON CO. INC., Indianapolis, Ind. †	432.6	0.0	670.0	100	0	0	0	0	0	0	0	85
219	140	SELLEN CONSTRUCTION, Seattle, Wash.	428.0	0.0	1,545.0	100	0	0	0	0	0	0	0	0
220	241	ENGINEERED STRUCTURES INC. (ESI), Meridian, Idaho	426.4	2.0	241.6	100	0	0	0	0	0	0	0	19
221	196	WALSH CONSTRUCTION CO., Portland, Ore. †	426.0	0.0	500.0	100	0	0	0	0	0	0	0	0
222	223	HARKINS BUILDERS, Columbia, Md.	425.0	0.0	320.0	100	0	0	0	0	0	0	0	64
223	237	CATAMOUNT CONSTRUCTORS INC., Lakewood, Colo.	423.7	0.0	628.6	99	0	0	0	1	0	0	0	98
224	234	SKENDER, Chicago, Ill.	422.0	0.0	10.0	100	0	0	0	0	0	0	0	97
225	**	SKYLINE CONSTRUCTION, San Francisco, Calif. †	422.0	0.0	454.0	100	0	0	0	0	0	0	0	100
226	**	FINFROCK, Apopka, Fla. †	421.8	0.0	412.1	100	0	0	0	0	0	0	0	0
227	221	THE OPUS GROUP, Minnetonka, Minn.	421.8	0.0	NA	100	0	0	0	0	0	0	0	0
228	235	NEW SOUTH CONSTRUCTION CO., Atlanta, Ga.	421.1	0.0	363.6	86	0	0	0	0	13	0	0	88
229	185	DENNIS GROUP, Springfield, Mass. †	420.8	14.7	525.0	0	0	0	0	100	0	0	0	17
230	214	MATT CONSTRUCTION, Santa Fe Springs, Calif.	416.0	0.0	326.0	100	0	0	0	0	0	0	0	18
231	**	RAND CONSTRUCTION CORP., Alexandria, Va.	416.0	0.0	502.0	100	0	0	0	0	0	0	0	0
232	277	C. OVERAA & CO., Richmond, Calif.	410.8	0.0	84.7	41	0	4	42	13	0	0	0	23
233	217	DANIS, Miamisburg, Ohio	407.5	0.0	346.1	92	0	0	0	8	0	0	0	0
234	238	BOZZUTO CONSTRUCTION CO., Greenbelt, Md. †	407.4	0.0	467.0	100	0	0	0	0	0	0	0	100
235	211	KLINGER COS. INC., Sioux City, Iowa †	406.0	0.0	387.0	21	3	1	0	74	0	0	1	0
236	263	MILLIE AND SEVERSON GENERAL CONTRACTORS, Los Alamitos, Calif.	403.7	0.0	330.6	100	0	0	0	0	0	0	0	0
237	279	SAMET CORP., Greensboro, N.C.	403.0	0.0	98.2	85	1	0	0	4	0	0	2	48
238	202	OMNIBUILD CONSTRUCTION INC., New York, N.Y.	401.5	0.0	188.3	100	0	0	0	0	0	0	0	98
239	227	SNYDER LANGSTON, Irvine, Calif.	400.0	0.0	447.0	100	0	0	0	0	0	0	0	0
240	278	ELFORD INC., Columbus, Ohio	398.0	0.0	436.0	100	0	0	0	0	0	0	0	0
241	242	VECELLIO GROUP INC., West Palm Beach, Fla. †	395.3	0.0	400.0	0	0	0	0	2	98	0	0	0
242	247	M. B. KAHN CONSTRUCTION CO. INC., Columbia, S.C.	395.0	0.0	440.6	62	19	1	16	2	0	0	0	44
243	218	GRUNLEY CONSTRUCTION CO. INC., Rockville, Md.	394.0	0.0	450.0	100	0	0	0	0	0	0	0	36
244	232	INTECH CONSTRUCTION, Philadelphia, Pa.	393.3	0.0	NA	100	0	0	0	0	0	0	0	100
245	254	THE MIDDLESEX CORP., Littleton, Mass. †	392.4	0.0	233.2	0	0	5	0	0	95	0	0	8
246	267	MANSON CONSTRUCTION CO., Seattle, Wash. †	391.9	14.9	423.5	0	0	0	0	4	96	0	0	4
247	225	EXXEL PACIFIC INC., Bellingham, Wash.	391.0	0.0	460.4	100	0	0	0	0	0	0	0	0
248	245	HILL & WILKINSON GENERAL CONTRACTORS, Richardson, Texas	390.2	0.0	291.0	80	12	0	0	7	0	0	0	78
249	281	CAHILL CONTRACTORS, San Francisco, Calif.	390.0	0.0	453.0	100	0	0	0	0	0	0	0	0
250	250	O&G INDUSTRIES INC., Torrington, Conn.	389.5	0.0	729.2	60	2	1	0	0	36	0	0	56

RANK 2020	RANK 2019	FIRM	2019 REVENUE (\$ MIL)		2019 NEW CONTRACTS	GENERAL BUILDING	MANUFACTURING	POWER	WATER / SEWER / WASTE	INDUS. / PETROLEUM	TRANSPORTATION	HAZARDOUS WASTE	TELECOM	% CM-AT-RISK
			TOTAL	INT'L										
251	266	TORCON INC. , Red Bank, N.J.	388.4	0.0	657.9	100	0	0	0	0	0	0	0	100
252	270	PARKWAY C&A LP , Lewisville, Texas	387.5	1.5	360.0	100	0	0	0	0	0	0	0	0
253	**	COMMODORE BUILDERS , Waltham, Mass.	385.0	0.0	385.0	100	0	0	0	0	0	0	0	99
254	252	J.P. CULLEN AND SONS INC. , Janesville, Wis.	381.0	0.0	406.0	75	5	5	0	15	0	0	0	60
255	303	NAN INC. , Honolulu, Hawaii	379.6	0.0	464.0	72	0	0	10	0	17	0	0	0
256	230	MORLEY BUILDERS , Santa Monica, Calif. †	378.7	0.0	545.0	100	0	0	0	0	0	0	0	0
257	273	PLANT CONSTRUCTION CO. LP , San Francisco, Calif.	374.4	0.0	245.4	92	0	0	0	0	0	0	0	0
258	275	CALLAHAN CONSTRUCTION MANAGERS , Bridgewater, Mass.	374.0	0.0	587.0	100	0	0	0	0	0	0	0	87
259	258	SECURITY PAVING CO. INC. , Westlake Village, Calif.	371.2	0.0	59.0	0	0	0	0	0	100	0	0	0
260	283	AMERICAN BRIDGE CO. , Coraopolis, Pa. †	371.0	63.0	171.0	16	0	0	0	0	84	0	0	0
261	272	ABSHER CONSTRUCTION CO. , Puyallup, Wash.	366.5	0.0	524.2	84	0	0	0	0	16	0	0	0
262	376	ELECTRICAL CONSULTANTS INC. , Billings, Mont. †	356.0	0.0	407.0	0	0	98	0	2	0	0	0	0
263	268	PIONEER CONSTRUCTION , Grand Rapids, Mich. †	355.0	0.0	484.0	65	35	0	0	0	0	0	0	80
264	259	SUPERIOR CONSTRUCTION HOLDING CO. INC. , Jacksonville, Fla. †	351.5	0.0	524.5	0	0	0	0	4	96	0	0	0
265	296	MASCARO CONSTRUCTION CO. LP , Pittsburgh, Pa. †	350.9	0.0	917.9	77	0	4	4	15	0	0	0	55
266	308	BMWC CONSTRUCTORS INC. , Indianapolis, Ind.	350.0	0.0	100.0	0	19	31	0	50	0	0	0	0
267	360	SLETTEN COS. , Great Falls, Mont. †	349.7	0.0	317.0	64	1	13	8	0	14	0	0	37
268	280	KBE BUILDING CORP. , Farmington, Conn. †	347.2	0.0	224.0	100	0	0	0	0	0	0	0	66
269	210	COLUMBIA , North Reading, Mass.	347.0	0.0	486.0	100	0	0	0	0	0	0	0	95
270	239	DELLBROOK I JKS , Quincy, Mass.	346.2	0.0	533.4	100	0	0	0	0	0	0	0	100
271	366	SHOOK CONSTRUCTION , Moraine, Ohio †	346.0	0.0	335.0	53	19	0	28	0	0	0	0	49
272	236	DEACON CONSTRUCTION LLC , Portland, Ore. †	343.6	0.0	NA	100	0	0	0	0	0	0	0	100
273	319	WIELAND , Lansing, Mich.	342.4	0.0	266.7	71	13	0	0	16	0	0	0	86
274	295	EXECUTIVE CONSTRUCTION INC. , Hillside, Ill.	340.0	0.0	6.0	99	0	0	0	0	0	0	1	89
275	192	PC CONSTRUCTION CO. , South Burlington, Vt.	339.8	0.0	468.0	37	10	2	49	3	0	0	0	72
276	231	HASELDEN CONSTRUCTION , Centennial, Colo. †	339.7	0.0	538.2	97	0	0	0	0	2	0	0	94
277	339	BUTZ ENTERPRISES INC. , Allentown, Pa. †	339.7	0.0	324.1	100	0	0	0	0	0	0	0	87
278	**	STILES CONSTRUCTION , Fort Lauderdale, Fla.	339.0	0.0	364.0	100	0	0	0	0	0	0	0	89
279	265	GH PHIPPS CONSTRUCTION COS. , Greenwood Village, Colo.	338.5	0.0	382.0	100	0	0	0	0	0	0	0	64
280	290	QUANDEL ENTERPRISES INC. , Harrisburg, Pa. †	338.5	0.0	308.6	95	0	0	5	0	0	0	0	60
281	328	CHASSE BUILDING TEAM , Tempe, Ariz.	338.3	0.0	365.2	100	0	0	0	0	0	0	0	100
282	305	GRANGER CONSTRUCTION CO. , Lansing, Mich.	337.6	0.0	480.2	85	0	0	3	3	0	0	9	71
283	229	MARKET & JOHNSON INC. , Eau Claire, Wis.	336.7	0.0	181.4	88	2	0	0	10	0	0	0	12
284	286	KNUTSON CONSTRUCTION , Minneapolis, Minn.	336.0	0.0	NA	100	0	0	0	0	0	0	0	0
285	233	SNC-LAVALIN INC. , Tampa, Fla. †	335.5	95.0	NA	0	1	4	0	94	0	1	0	0
286	298	H&M CO. INC. , Jackson, Tenn. †	330.0	0.0	564.0	81	7	0	0	12	0	0	0	0
287	307	S.T. WOOTEN CORP. , Wilson, N.C.	329.9	0.0	568.8	0	0	0	0	0	100	0	0	0
288	309	FRANA COS. INC. , Hopkins, Minn.	326.9	0.0	537.5	100	0	0	0	0	0	0	0	0
289	301	HUNZINGER CONSTRUCTION CO. , Brookfield, Wis.	325.4	0.0	406.0	100	0	0	0	0	0	0	0	65
290	288	CROWDER CONSTRUCTORS INC. , Charlotte, N.C. †	322.0	0.0	229.6	2	2	33	49	2	13	0	0	12
291	320	CLARK CONSTRUCTION CO. , Lansing, Mich. †	322.0	0.0	708.0	93	0	4	2	0	0	0	0	72
292	284	ROEBBELEN CONTRACTING INC. , El Dorado Hills, Calif. †	320.0	0.0	29.0	100	0	0	0	0	0	0	0	4
293	314	SHELCO LLC , Charlotte, N.C.	318.3	0.0	260.0	83	17	0	0	0	0	0	0	63
294	322	DICK ANDERSON CONSTRUCTION INC. , Helena, Mont.	318.0	0.0	545.3	79	5	8	2	0	4	0	0	79
295	261	LYDIG CONSTRUCTION INC. , Spokane Valley, Wash.	316.0	0.0	375.0	83	0	0	5	0	10	0	2	38
296	**	TRITON CONSTRUCTION CO. LLC , New York, N.Y.	315.0	0.0	736.0	100	0	0	0	0	0	0	0	100
297	226	DEANGELIS DIAMOND CONSTRUCTION , Naples, Fla.	310.0	0.0	287.0	97	0	0	0	0	3	0	0	100
298	**	IOVINO ENTERPRISES , New York, N.Y. †	309.5	0.0	458.9	3	0	2	4	0	91	0	0	0
299	323	JUNEAU CONSTRUCTION CO. , Atlanta, Ga.	305.8	0.0	492.6	100	0	0	0	0	0	0	0	100
300	304	CDM SMITH , Boston, Mass. †	304.7	35.2	836.1	12	0	0	88	0	0	0	0	26

BARTON MALOW HOLDINGS LLC
 CEO Ryan Maibach is the construction representative on the bipartisan Michigan Economic Recovery Council.

RANK 2020	RANK 2019	FIRM	2019 REVENUE (\$ MIL)		2019 NEW CONTRACTS	GENERAL BUILDING	MANUFACTURING	POWER	WATER / SEWER / WASTE	INDUS. / PETROLEUM	TRANSPORTATION	HAZARDOUS WASTE	TELECOM	% CM-AT-RISK
			TOTAL	INT'L										
301	340	RONCELLI INC. , Sterling Heights, Mich.	302.0	7.0	282.0	68	29	3	0	0	0	0	0	48
302	318	LANDSOUTH CONSTRUCTION , Jacksonville, Fla.	301.2	0.0	412.2	100	0	0	0	0	0	0	0	0
303	397	KRAEMER NORTH AMERICA LLC , Plain, Wis.	301.1	0.0	405.1	0	0	0	0	0	100	0	0	46
304	287	Q&D CONSTRUCTION , Sparks, Nev.	301.0	0.0	430.0	38	5	0	3	0	54	0	0	26
305	337	E.W. HOWELL CO. LLC , Plainview, N.Y.	300.6	0.0	384.0	89	0	0	0	0	11	0	0	46
306	276	CG SCHMIDT , Milwaukee, Wis.	300.0	0.0	482.0	100	0	0	0	0	0	0	0	100
307	325	DRYMALLA CONSTRUCTION CO. , Columbus, Texas	300.0	0.0	353.0	100	0	0	0	0	0	0	0	39
308	285	D.F. CHASE INC. , Nashville, Tenn.	298.1	0.0	234.2	50	0	0	0	0	50	0	0	85
309	294	NIBBI BROTHERS GENERAL CONTRACTORS , San Francisco, Calif.†	296.4	0.0	569.5	97	0	0	0	0	3	0	0	97
310	359	CARROLL DANIEL CONSTRUCTION CO. , Gainesville, Ga.	296.0	0.0	490.9	83	17	0	0	0	0	0	0	78
311	306	BARR & BARR INC. , New York, N.Y.	295.0	0.0	569.0	100	0	0	0	0	0	0	0	100
312	312	DOSTER CONSTRUCTION CO. INC. , Birmingham, Ala.	293.9	0.0	317.9	99	1	0	0	0	0	0	0	100
313	311	THE LEMOINE CO. , Lafayette, La.†	293.8	0.0	219.8	90	0	0	5	0	6	0	0	30
314	333	SCHIMENTI CONSTRUCTION CO. , Ridgefield, Conn.	291.0	0.0	309.0	100	0	0	0	0	0	0	0	0
315	329	HOLT CONSTRUCTION CORP. , Pearl River, N.Y.	290.0	0.0	438.9	100	0	0	0	0	0	0	0	35
316	299	SUKUT CONSTRUCTION LLC , Santa Ana, Calif.	290.0	0.0	253.0	0	0	5	78	0	12	4	0	0
317	293	R&O CONSTRUCTION , Ogden, Utah	289.0	0.0	351.0	100	0	0	0	0	0	0	0	8
318	292	BALDWIN & SHELL CONSTRUCTION CO. , Little Rock, Ark.†	287.5	0.0	421.7	98	1	0	0	1	0	0	0	70
319	371	FORT MYER CONSTRUCTION CORP. , Washington, D.C.	286.2	0.0	276.6	0	4	6	6	0	71	0	0	0
320	262	DONOHUE CONSTRUCTION CO. , Bethesda, Md.	284.8	0.0	194.4	100	0	0	0	0	0	0	0	27
321	351	MOOREFIELD CONSTRUCTION INC. , Santa Ana, Calif.	284.0	0.0	190.0	100	0	0	0	0	0	0	0	100
322	332	LYLES CONSTRUCTION GROUP , Fresno, Calif.†	281.1	0.0	214.8	23	0	4	70	0	2	0	0	0
323	260	COMMERCIAL CONTRACTING CORP. , Auburn Hills, Mich.†	280.2	33.8	426.1	16	81	0	0	4	0	0	0	0
324	346	FAGEN INC. , Granite Falls, Minn.	277.5	0.0	98.8	1	0	35	0	64	0	0	0	0
325	383	KBS INC. , Richmond, Va.	277.0	0.0	474.0	100	0	0	0	0	0	0	0	0
326	343	DEPCOM POWER , Scottsdale, Ariz.	275.0	0.0	343.0	0	0	100	0	0	0	0	0	0
327	289	EDIFICE LLC , Charlotte, N.C.	275.0	0.0	201.0	97	0	0	0	3	0	0	0	28
328	330	THE HAGERMAN GROUP , Fort Wayne, Ind.	275.0	0.0	NA	95	4	0	0	2	0	0	0	55
329	390	WILLMENG CONSTRUCTION INC. , Phoenix, Ariz.	275.0	0.0	271.0	82	18	0	0	0	0	0	0	0
330	334	BOWEN ENGINEERING CORP. , Indianapolis, Ind.	272.0	0.0	240.0	2	0	36	61	1	0	0	0	0
331	364	MYCON GENERAL CONTRACTORS INC. , Dallas, Texas	272.0	0.0	208.0	100	0	0	0	0	0	0	0	0
332	357	BLYTHE DEVELOPMENT CO. , Charlotte, N.C.	269.5	0.0	233.9	34	0	0	0	0	59	0	7	0
333	354	BYRNE CONSTRUCTION SERVICES , Fort Worth, Texas	265.9	0.0	163.7	100	0	0	0	0	0	0	0	92
334	345	WILLIAM A. RANDOLPH INC. , Gurnee, Ill.	265.0	0.0	327.0	100	0	0	0	0	0	0	0	100
335	361	MW BUILDERS , Pflugerville, Texas	264.4	0.0	298.0	100	0	0	0	0	0	0	0	0
336	**	HUTTON CORP. , Wichita, Kan.	262.7	0.0	238.3	94	1	0	0	5	0	0	0	100
337	365	SEMA CONSTRUCTION INC. , Centennial, Colo.†	261.8	0.0	392.7	0	0	0	16	0	84	0	0	3
338	352	BERGLUND CONSTRUCTION CO. , Chicago, Ill.	261.0	0.0	289.0	100	0	0	0	0	0	0	0	95
339	317	MILENDER WHITE , Arvada, Colo.	260.3	0.0	257.2	100	0	0	0	0	0	0	0	0
340	369	HAYDON BUILDING CORP. , Phoenix, Ariz.	260.0	0.0	NA	54	0	0	12	0	23	0	12	0
341	**	S.M. WILSON & CO. , St. Louis, Mo.†	259.7	0.0	97.1	100	0	0	0	0	0	0	0	80
342	394	HARPER CONSTRUCTION CO. INC. , San Diego, Calif.	257.5	0.0	395.1	100	0	0	0	0	0	0	0	0
343	363	BOH BROS. CONSTRUCTION CO. LLC , New Orleans, La.	256.6	0.0	186.0	7	0	0	0	45	38	0	0	17
344	**	HOWARD SHOCKEY & SONS INC. , Winchester, Va.	256.0	0.0	124.0	100	0	0	0	0	0	0	0	39
345	321	DCK WORLDWIDE , Pittsburgh, Pa.†	255.2	181.6	NA	100	0	0	0	0	0	0	0	0
346	373	CHANEN CONSTRUCTION CO. INC. , Phoenix, Ariz.	253.0	0.0	253.0	100	0	0	0	0	0	0	0	100
347	327	ULLIMAN SCHUTTE CONSTRUCTION LLC , Miamisburg, Ohio†	252.3	0.0	255.4	0	0	0	100	0	0	0	0	62
348	347	FRANK L. BLUM CONSTRUCTION CO. , Winston-Salem, N.C.	251.6	0.0	430.0	99	1	0	0	0	0	0	0	95
349	**	ENTACT , Grapevine, Texas	251.3	0.0	228.0	0	0	0	0	9	0	91	0	0
350	342	BRADBURY STAMM CONSTRUCTION INC. , Albuquerque, N.M.	248.1	0.0	350.0	78	0	0	7	13	2	0	0	27

MESSER CONSTRUCTION CO.
 acquired EGC Construction, Newport, Ky., an industrial contractor that specializes in design-build projects.

RANK 2020	RANK 2019	FIRM	2019 REVENUE (\$ MIL)		2019 NEW CONTRACTS	GENERAL BUILDING	MANUFACTURING	POWER	WATER / SEWER / WASTE	INDUS. / PETROLEUM	TRANSPORTATION	HAZARDOUS WASTE	TELECOM	% CM-AT-RISK
			TOTAL	INT'L										
351	**	CURRENT BUILDERS , Pompano Beach, Fla. †	247.0	0.0	306.0	100	0	0	0	0	0	0	0	0
352	313	PRIMUS BUILDERS INC. , Woodstock, Ga.	246.7	0.0	196.1	19	80	0	0	1	0	0	0	15
353	381	BUCH CONSTRUCTION INC. , Laurel, Md.	245.2	0.0	245.0	93	4	3	0	0	0	0	0	0
354	358	RIVER CITY CONSTRUCTION LLC , East Peoria, Ill.	242.2	0.0	350.5	63	7	0	30	0	0	0	0	16
355	**	THE RIDGEMONT CO. , Irving, Texas †	241.0	0.0	259.0	100	0	0	0	0	0	0	0	36
356	274	CCC GROUP INC. , San Antonio, Texas	240.0	21.0	151.0	0	3	2	0	63	19	0	0	0
357	**	WILLIAMS INDUSTRIAL SERVICES GROUP INC. , Tucker, Ga.	238.8	14.7	193.0	0	0	91	0	7	0	2	0	0
358	**	IDEAL CONTRACTING LLC , Detroit, Mich.	238.0	0.0	235.0	46	50	0	0	3	0	0	0	0
359	382	FNF CONSTRUCTION INC. , Tempe, Ariz.	237.5	0.0	195.1	0	0	0	0	0	100	0	0	4
360	356	CHARLES PERRY PARTNERS INC. , Gainesville, Fla.	236.0	0.0	288.0	97	3	0	0	0	0	0	0	64
361	310	DONLEY'S , Cleveland, Ohio	235.0	0.0	263.8	94	0	0	1	5	0	0	0	41
362	355	LUSARDI CONSTRUCTION CO. , San Marcos, Calif.	235.0	0.0	158.0	98	2	0	0	0	0	0	0	0
363	**	MARCH ASSOCIATES CONSTRUCTION INC. , Wayne, N.J.	233.4	0.0	234.9	100	0	0	0	0	0	0	0	0
364	326	CORTLAND IMPROVEMENTS LLC D/B/A CORTLAND BUILD , Atlanta, Ga.	231.9	0.0	50.8	100	0	0	0	0	0	0	0	0
365	392	R.D. OLSON CONSTRUCTION , Irvine, Calif.	231.0	0.0	231.2	100	0	0	0	0	0	0	0	0
366	379	GARCO CONSTRUCTION , Spokane, Wash.	229.6	0.0	309.0	72	0	0	24	0	4	0	0	0
367	393	THE JAYNES COS. , Albuquerque, N.M. †	229.4	0.0	210.0	100	0	0	0	0	0	0	0	29
368	377	BARTLETT BRAINARD EACOTT INC. , Bloomfield, Conn.	228.7	0.0	190.0	96	4	0	0	0	0	0	0	96
369	367	KEY CONSTRUCTION INC. , Wichita, Kan.	228.7	0.0	228.7	74	9	0	0	0	0	0	17	28
370	370	WARFEL CONSTRUCTION CO. , East Petersburg, Pa.	226.0	0.0	202.0	100	0	0	0	0	0	0	0	94
371	**	KRAEMER BROTHERS LLC , Plain, Wis.	225.0	0.0	250.0	100	0	0	0	0	0	0	0	0
372	338	CDI CONTRACTORS , Little Rock, Ark. †	224.9	0.0	174.6	100	0	0	0	0	0	0	0	66
373	**	THE BETTE COS. , Latham, N.Y.	220.8	0.0	205.2	91	0	0	0	0	9	0	0	0
374	**	AMOROSO CONSTRUCTION , Redwood Shores, Calif.	219.0	0.0	389.0	93	0	0	7	0	0	0	0	0
375	374	CSI CONSTRUCTION CO. , Colorado Springs, Colo.	218.0	0.0	NA	98	0	0	0	2	0	0	0	0
376	368	I+ICONUSA , Pittsburgh, Pa. †	218.0	0.0	210.0	16	2	0	10	25	47	0	0	23
377	372	HARPER GENERAL CONTRACTORS , Greenville, S.C.	217.8	0.0	300.0	67	2	0	32	0	0	0	0	58
378	375	THE KORTE CO. , Highland, Ill. †	217.1	0.0	451.0	100	0	0	0	0	0	0	0	11
379	400	WOLVERINE BUILDING GROUP , Grand Rapids, Mich.	217.0	0.0	175.0	84	5	0	0	12	0	0	0	0
380	**	RUSSELL CONSTRUCTION CO. INC. , Davenport, Iowa	216.2	0.0	201.0	100	0	0	0	0	0	0	0	19
381	**	KELLEY CONSTRUCTION INC. , Louisville, Ky.	216.0	0.0	116.0	63	6	0	0	31	0	0	0	88
382	399	BELL & ASSOCIATES CONSTRUCTION L. , Brentwood, Tenn.	215.0	0.0	100.0	85	0	0	0	0	15	0	0	75
383	**	AUCH CONSTRUCTION , Pontiac, Mich.	213.8	0.0	457.7	100	0	0	0	0	0	0	0	99
384	**	THE NORWOOD CO. , Malvern, Pa.	213.8	0.0	260.0	100	0	0	0	0	0	0	0	100
385	389	WAGMAN INC. , York, Pa. †	213.8	0.0	285.6	25	0	0	0	1	74	0	0	9
386	**	WOODWARD DESIGN+BUILD , New Orleans, La.	213.7	0.0	127.1	100	0	0	0	0	0	0	0	96
387	**	NEI GENERAL CONTRACTING , Randolph, Mass. †	212.0	0.0	198.5	100	0	0	0	0	0	0	0	11
388	**	CF EVANS CONSTRUCTION , Orangeburg, R.I.	211.0	0.0	95.4	100	0	0	0	0	0	0	0	9
389	335	GHILOTTI CONSTRUCTION CO. , Santa Rosa, Calif.	210.9	0.0	NA	5	0	0	38	5	53	0	0	100
390	**	KIELY FAMILY OF COS. , Tinton Falls, N.J. †	210.6	0.0	225.1	3	0	0	9	64	24	0	0	0
391	380	TERMINAL CONSTRUCTION CORP. , Wood-Ridge, N.J.	210.0	0.0	409.0	100	0	0	0	0	0	0	0	0
392	385	COAKLEY & WILLIAMS CONSTRUCTION , Bethesda, Md.	209.8	0.0	286.8	100	0	0	0	0	0	0	0	65
393	**	BROWN CONSTRUCTION INC. , West Sacramento, Calif.	207.9	0.0	NA	100	0	0	0	0	0	0	0	0
394	**	BRYAN CONSTRUCTION INC. , Colorado Springs, Colo.	207.3	4.6	219.5	99	0	0	0	0	1	0	0	63
395	353	RJM CONSTRUCTION LLC , Golden Valley, Minn.	207.0	0.0	242.0	100	0	0	0	0	0	0	0	22
396	**	PROCIDA COS. , Bronx, N.Y.	207.0	0.0	274.8	100	0	0	0	0	0	0	0	0
397	388	INTERSTATE HIGHWAY CONSTRUCTION INC. , Centennial, Colo.	205.0	0.0	276.0	0	0	0	0	0	100	0	0	0
398	**	HAWKINS CONSTRUCTION CO. , Omaha, Neb.	203.5	0.0	301.8	15	5	1	18	0	62	0	0	12
399	251	KAJIMA BUILDING & DESIGN GROUP INC. , Atlanta, Ga.	202.2	0.0	359.2	83	12	0	0	3	0	0	1	10
400	**	MCCORMICK INC. & SUBSIDIARIES , Fargo, N.D. †	201.1	0.0	164.9	2	0	0	4	0	93	0	0	0

Where To Find the Top 400

FIRM	RANK	FIRM	RANK	FIRM	RANK	FIRM	RANK
A		Clark Construction Co.	291	Graycor	128	Lendlease	25
Absher Construction Co.	261	Clark Group	11	Great Lakes Dredge & Dock Co.	132	Level 10 Construction	120
Adolfson & Peterson Construction	71	Clayco	24	Grunley Construction Co. Inc.	243	Lee Lewis Construction Inc.	130
AECOM	3	Clune Construction	61	H		Lusardi Construction Co.	362
Aegion Corp.	82	Coakley & Williams Construction	392	H&M Co. Inc.	286	Lydig Construction Inc.	295
Alberici-Fintco	31	Coastal Construction Group	108	The Hagerman Group	328	Lyles Construction Group	322
Alston Construction	70	Colas Inc.	43	Hanover Co.	142	M	
American Bridge Co.	260	Columbia	269	BL Harbert International	102	J.T. Magen & Co. Inc.	60
Ames Construction Inc.	74	Commercial Contracting Corp.	323	Harkins Builders	222	Manhattan Construction Group	44
Amoroso Construction	374	Commodore Builders	253	Harper Construction Co. Inc.	342	Manson Construction Co.	246
Andersen Construction	127	The Conlan Co.	69	Harper General Contractors	377	March Associates Construction Inc.	363
Anderson Columbia Co. Inc.	195	Consigli Construction Co. Inc.	51	David E. Harvey Builders Inc.	59	Market & Johnson Inc.	283
Dick Anderson Construction Inc.	294	Construction Partners	123	Haselden Construction	276	Matrix Service Co.	160
Andres Construction Services LLC	210	CORE Construction Group	93	Haskell	86	Mascaro Construction Co. LP	265
APTIM	67	Cortland Improvements LLC d/b/a Cortland Build	364	Hathaway Dinwiddie Construction Co.	40	MATT Construction	230
Arch-Con Corp.	194	CRB	198	Hawaiian Dredging Construction Co. Inc.	190	McCarthy Holdings Inc.	19
ARCO Construction Cos.	37	J. Fletcher Creamer & Son Inc.	199	Hawkins Construction Co.	398	McCormick Inc & Subsidiaries	400
Aristeo Construction Co.	206	Crossland Construction Co. Inc.	66	Haydon Building Corp.	340	McCownGordon Construction	165
ASRC Industrial Services	151	Crowder Constructors Inc.	290	Hensel Phelps	13	McDermott International	6
Auch Construction	383	CSI Construction Co.	375	Herzog	111	McGough	119
Austin Industries	32	J.P. Cullen and Sons Inc.	254	Hill & Wilkinson General Contractors	248	James McHugh Construction Co.	215
AvalonBay Communities Inc.	115	Current Builders	351	Hillwood Construction Services	154	The McShane Cos.	64
B		D		HITT Contracting Inc.	33	Messer Construction Co.	76
Baldwin & Shell Construction Co.	318	Danis	233	Hoar Construction	106	CR Meyer	122
Balfour Beatty US	17	James G. Davis Construction Corp.	91	Hoffman Construction	38	Michels Corp.	27
Barnard Construction Co. Inc.	87	Day & Zimmermann	94	Holder Construction	20	The Middlesex Corp.	245
Barnhill Contracting Co.	134	dck worldwide	345	Holt Construction Corp.	315	Milender White	239
Barr & Barr Inc.	311	Deacon Construction LLC	272	E.W. Howell Co. LLC	305	Millie and Severson General Contractors	336
Bartlett Brainard Eacott Inc.	368	DeAngelis Diamond Construction	297	Hunter Roberts Construction Group LLC	78	Miron Construction Co. Inc.	84
Bartlett Cocke General Contractors LLC	124	Dellbrook I JKS	270	Hunzinger Construction Co.	289	Moorefield Construction Inc.	321
Barton Malow Holdings LLC	46	Dennis Group	229	Hutton Corp.	336	Morley Builders	256
Batson-Cook Construction	157	DEPCOM Power	326	I		Mortenson	15
BBL Construction Services LLC	212	Devcon Construction Inc.	45	i+iconUSA	376	Moss	72
BCCI Construction Co.	192	PJ Dick - Trumbull - Lindy Paving	85	Ideal Contracting LLC	358	MW Builders	335
Bechtel	1	Dimeo Construction Co.	182	IMC Construction	178	MWH Constructors Inc.	138
The Beck Group	92	Dome Construction Inc.	209	Infrastructure and Energy Alternatives Inc.	56	MYCON General Contractors Inc.	331
Bell & Associates Construction LP	382	Donley's	361	INTECH Construction	244	Allan Myers	100
Berglund Construction Co.	338	Donohoe Construction Co.	320	Interstate Highway Construction Inc.	397	N	
Bernards	185	Doster Construction Co. Inc.	312	Iovino Enterprises	298	Nabholz Construction Corp.	103
The Bette Cos.	373	DPR Construction	12	IPS-Integrated Project Services LLC	214	Nan Inc.	255
Big-D Construction	77	Dragados	28	Jacobsen Construction Co. Inc.	174	NEI General Contracting	387
Biffiger North America Inc.	104	C.W. Driver Cos.	184	The Jaynes Cos.	367	New Enterprise Stone & Lime Co. Inc.	149
Black & Veatch	41	Drymalla Construction Co.	307	Jingoli - DCO	152	New South Construction Co.	228
Frank L. Blum Construction Co.	348	Duke Construction	158	Joeris General Contractors, Ltd.	171	Nibbi Brothers General Contractors	309
Blythe Development Co.	332	JE Dunn Construction Group	21	GE Johnson	175	The Norwood Co.	384
BMWC Constructors Inc.	266	E		W.M. Jordan Co.	167	O	
BNBuilders Inc.	125	ECC	117	Juneau Construction Co.	299	O&G Industries Inc.	250
Boh Bros. Construction Co. LLC	343	Edifice LLC	327	K		OHL USA Inc.	75
The Boldt Co.	114	Electrical Consultants Inc.	262	M. B. Kahn Construction Co. Inc.	242	Okland Corp.	62
Bowen Engineering Corp.	330	Elford Inc.	240	Kajima Building & Design Group Inc.	399	R.D. Olson Construction	365
Bozzuto Construction Co.	234	EMJ Corp.	135	KAST Construction Co. LLC	189	Oltmans Construction Co.	170
Bradbury Stamm Construction Inc.	350	Engineered Structures Inc. (ESI)	220	Kaufman Lynn Construction	203	Omnibuild Construction Inc.	238
The Branch Group Inc.	186	ENTACT	349	KBE Building Corp.	268	O'Neil Industries Inc.	90
Brasfield & Gorrie LLC	22	Eurovia USA (fka The Hubbard Group Inc.)	95	KBR Inc.	35	The Opus Group	227
Brinkmann Constructors	161	EXCEL Group	146	KBS Inc.	325	Orion Group Holdings Inc.	133
Brown Construction Inc.	393	Executive Construction Inc.	274	Kelley Construction Inc.	381	C. Overaa & Co.	232
Vance Brown Inc.	144	Exxel Pacific Inc.	247	Lee Kennedy Co.	180	P	
Bryan Construction Inc.	394	F		Key Construction Inc.	369	Charles Pankow Builders Ltd.	156
Buch Construction Inc.	353	Fagen Inc.	324	Kiely Family of Cos.	390	PARIC Holdings	172
Bulley & Andrews	196	FCI Constructors Inc.	187	Kiewit Corp.	5	Parkway C&A LP	252
Burns & McDonnell	36	FCL Builders LLC	121	Kitchell Corp.	177	Parsons	145
Butz Enterprises Inc.	277	Ferreira Construction Co. Inc.	173	Klinger Cos. Inc.	235	F.H. Paschen	140
Byrne Construction Services	333	Ferrovial Agroman US Corp.	147	Knutson Construction	284	PC Construction Co.	275
C		J.H. Findorff & Son Inc.	139	The Kokosing Group of Cos.	54	PCL Construction	9
Caddell Construction Co. (DE) LLC	153	Finrock	226	The Korte Co.	378	The PENTA Building Group	109
Cahill Contractors	249	Flatiron Construction	48	KPRS Construction Services Inc.	162	Pepper Construction	73
Cajun Industries Holdings LLC	205	FNF Construction Inc.	359	Kraemer Brothers LLC	371	Performance Contractors Inc.	68
Callahan Construction Managers	258	Fort Myer Construction Corp.	319	Kraemer North America LLC	303	Pemix Group Inc.	208
Carroll Daniel Construction Co.	310	Fortis Construction Inc.	65	Kraus-Anderson Construction Co.	143	Charles Perry Partners Inc.	360
Catamount Constructors Inc.	223	Frana Cos. Inc.	288	L		Phillips Infrastructure Holdings Inc.	213
CCC Group Inc.	356	G		LandSouth Construction	302	GH Phipps Construction Cos.	279
CDI Contractors	372	Garco Construction	366	Lane Industries Inc.	63	The Pike Cos. LTD	131
CDM Smith	300	Garney Holding Co.	83	Las Vegas Paving Corp.	197	Pioneer Construction	263
CF Evans Construction	388	Ghilotti Construction Co.	389	Lease Crutcher Lewis	98	Plant Construction Co. LP	257
Chanen Construction Co. Inc.	346	Gilbane Building Co.	10	LeChase Construction Services LLC	112	Pogue Construction Co. LP	150
D.F. Chase Inc.	308	GLY Construction	110	The Lemoine Co.	313	Power Construction Co. LLC	97
Chasse Building Team	281	Goodfellow Bros.	118	M		Primus Builders Inc.	352
China Construction America/Plaza Construction	57	Graham Construction	200	Manhattan Construction Group	44	Procidia Cos.	396
Choate Construction Co.	80	Granger Construction Co.	282	Manson Construction Co.	246		
The Christman Co.	88	Gray Construction	53	March Associates Construction Inc.	363		
The Cianbro Cos.	101			Market & Johnson Inc.	283		
Cives Steel Co.	217			Matrix Service Co.	160		
Clancy & Theys Construction	168			Mascaro Construction Co. LP	265		

Where To Find the Top 400

FIRM	RANK	FIRM	RANK	FIRM	RANK	FIRM	RANK
Q				T			
Q&D Construction	304	Schimenti Construction Co.	314	Teichert Construction	129	The Weitz Co. & Affiliates	99
Quandel Enterprises Inc.	280	CG Schmidt	306	Tellepsen	155	Wharton-Smith Inc.	201
R		Security Paving Co. Inc.	259	Terminal Construction Corp.	391	The Whiting-Turner Contracting Co.	4
R&O Construction	317	Sellen Construction	219	Torcon Inc.	251	Wieland	273
RailWorks	105	SEMA Construction Inc.	337	Traylor Bros. Inc.	164	F.A. Wilhelm Construction	113
Rand Construction Corp.	231	Shaw Construction	216	Triton Construction Co. LLC	296	Williams Brothers Construction Co. Inc.	163
William A. Randolph Inc.	334	Shawmut Design and Construction	55	Truebeck Construction	96	Williams Industrial Services Group Inc.	357
E.E. Reed Construction LP	116	Shelco LLC	293	The Turner Corp.	2	Willmeng Construction Inc.	329
The Ridgemont Co.	355	Shiel Sexton Co. Inc.	218	Turner Industries Group LLC	26	S.M. Wilson & Co.	341
River City Construction LLC	354	Howard Shockey & Sons Inc.	344	Tutor Perini Corp.	14	Wohlsen Construction Co.	202
RJM Construction LLC	395	Shook Construction	271	U			
Robins & Morton	79	Skanska USA	8	Ulliman Schutte Construction LLC	347	Y	
Rockford Construction Co.	204	Skender	224	V			
Rodgers Builders Inc.	193	Skyline Construction	225	James R. Vannoy & Sons Construction Co. Inc.	166	Z	
Roebbelen Contracting Inc.	292	Sletten Cos.	267	VCC LLC	107	Zachry Construction Corp.	211
Rogers-O'Brien Construction	169	C.D. Smith Construction	191	Vecellio Group Inc.	241	Zachry Group	34
Roncelli Inc.	301	SNC-Lavalin Inc.	285	W			
The Rudolph Libbe Cos. Inc.	159	Snyder Langston	239	Wagman Inc.	385		
Russell Construction Co. Inc.	380	Southland Holdings LLC	89	Walbridge	49		
Ryan Cos. US Inc.	42	SpawGlass Holding LP	136	Walsh Construction Co.	221		
Rycon Construction Inc.	176	Stacy and Witbeck Inc.	183	The Walsh Group	16		
S		Staker Parson Materials & Construction	207	Warfel Construction Co.	370		
S&B Engineers & Constructors Ltd., and affiliates	47	Stellar	141	Webcor	39		
Samet Corp.	237	Sterling Construction Co. Inc.	81	Weeks Marine Inc.	126		
Satterfield & Pontikes Construction Inc.	188	Stiles Construction	278	Weis Builders Inc.	181		
Saulsbury	137	STO Building Group Inc.	7				
Saunders Construction Inc.	179	STRIKE	50				
		Suffolk Construction Co. Inc.	23				
		Sukut Construction LLC	316				
		Summit Contracting Group Inc.	148				
		Sundt Construction Inc.	52				
		Superior Construction Holding Co. Inc.	264				
		Swinerton	18				

Where the 2020 Top 400 Contractors Worked

Region Country Company

A. NORTH AMERICA

CANADA

AECOM
 Aegion Corp.
 Alberici-Flintco
 American Bridge Co.
 APTIM
 ARCO Construction Cos.
 Barnard Construction Co Inc.
 Barton Malow Holdings LLC
 Bechtel
 Black & Veatch
 Burns & McDonnell
 CDM Smith
 Dennis Group
 Dragados
 ECC
 Flatiron Construction
 Gray Construction
 HITT Contracting Inc.
 IPS-Integrated Project Services LLC
 Jingoli - DCO
 KBR Inc.
 Kiewit Corp.
 Manson Construction Co.
 Matrix Service Co.
 McDermott International
 Michels Corp.
 MWH Constructors Inc.
 Parkway C&A LP
 Parsons
 PCL Construction
 RailWorks
 Roncelli Inc.
 Southland Holdings LLC
 STO Building Group Inc.
 The Turner Corp.
 The Walsh Group
 Tutor Perini Corp.
 Walbridge
 Weeks Marine Inc.
 Williams Industrial Services Group Inc.
 Wood
 Zachry Group

B. LATIN AMERICA

ARGENTINA

Aegion Corp.
 China Construction America/Plaza Construction
 Lane Industries Inc.
 McDermott International

BOLIVIA

Wood

Region Country Company

BRAZIL

AECOM
 Aegion Corp.
 Bechtel
 IPS-Integrated Project Services LLC
 Lane Industries Inc.
 McDermott International

CHILE

Aegion Corp.
 Bechtel
 CDM Smith
 Wood

COLOMBIA

AECOM
 CDM Smith
 Haskell

ECUADOR

Haskell

GUATEMALA

BL Harbert International

HONDURAS

BL Harbert International
 Orion Group Holdings Inc.

MEXICO

AECOM
 Alberici-Flintco
 Barton Malow Holdings LLC
 BL Harbert International
 Caddell Construction Co. (DE) LLC
 Commercial Contracting Corp.
 Dennis Group
 Gilbane Building Co.
 Graycor
 Haskell
 IPS-Integrated Project Services LLC
 KBR Inc.
 Kiewit Corp.
 Manhattan Construction Group
 McDermott International
 The Beck Group
 The Turner Corp.
 Walbridge

PANAMA

AECOM
 Aegion Corp.
 China Construction America/Plaza Construction
 Manhattan Construction Group
 McDermott International

PARAGUAY

Where the 2020 Top 400 Contractors Worked

Region Country Company

Caddell Construction Co. (DE) LLC

PERU

Aegion Corp.
APTIM
Bechtel
Lane Industries Inc.

URUGUAY

Tutor Perini Corp.

VENEZUELA

McDermott International

C. CARIBBEAN ISLANDS

CUBA

Gilbane Building Co.

PUERTO RICO

AECOM
Aegion Corp.
APTIM
CDM Smith
Manhattan Construction Group
The Lemoine Co.
The Walsh Group
Tutor Perini Corp.

D. EUROPE

ALBANIA

Bechtel

AZERBAIJAN

McDermott International

BELGIUM

Caddell Construction Co. (DE) LLC
KBR Inc.
Parsons

CZECH REP.

KBR Inc.
McDermott International

DENMARK

Aegion Corp.
IPS-Integrated Project Services LLC
Lane Industries Inc.
McDermott International

ESTONIA

Wood

FRANCE

Region Country Company

Day & Zimmermann

GEORGIA

Bechtel
Parsons

GERMANY

CDM Smith
DPR Construction
ECC
Gilbane Building Co.
IPS-Integrated Project Services LLC
KBR Inc.
Parsons
Pernix Group Inc.

GREECE

Caddell Construction Co. (DE) LLC
CDM Smith

HUNGARY

AECOM

IRELAND

Aegion Corp.
CDM Smith
IPS-Integrated Project Services LLC
KBR Inc.
STO Building Group Inc.

ITALY

CDM Smith
ECC
McDermott International
Parsons
Wood

NETHERLANDS

Aegion Corp.
Caddell Construction Co. (DE) LLC
DPR Construction
McDermott International

NORWAY

Aegion Corp.
The Walsh Group

POLAND

CDM Smith
KBR Inc.
Wood

PORTUGAL

Dennis Group
ECC
McDermott International

Where the 2020 Top 400 Contractors Worked

Region Country Company

ROMANIA

Bechtel
Bryan Construction Inc.
ECC

RUSSIA

Caddell Construction Co. (DE) LLC
KBR Inc.
McDermott International

SPAIN

Aegion Corp.
APTIM
CDM Smith
ECC
Gilbane Building Co.
IPS-Integrated Project Services LLC

SWEDEN

BL Harbert International
DPR Construction

SWITZERLAND

DPR Construction
IPS-Integrated Project Services LLC

UKRAINE

Bechtel

UNITED KINGDOM

AECOM
Aegion Corp.
American Bridge Co.
Bechtel
BL Harbert International
Black & Veatch
DPR Construction
Gilbane Building Co.
IPS-Integrated Project Services LLC
KBR Inc.
Lane Industries Inc.
McDermott International
MWH Constructors Inc.
Parsons
STO Building Group Inc.
The Turner Corp.

E. MIDDLE EAST

AFGHANISTAN

Caddell Construction Co. (DE) LLC
ECC
Gilbane Building Co.
KBR Inc.
The Weitz Co. & Affiliates

Region Country Company

BAHRAIN

Bechtel
CDM Smith
ECC
Great Lakes Dredge & Dock Co.
KBR Inc.
The Weitz Co. & Affiliates

IRAQ

AECOM
BL Harbert International
KBR Inc.
The Weitz Co. & Affiliates

ISRAEL

Gilbane Building Co.
MWH Constructors Inc.

JORDAN

BL Harbert International

KUWAIT

AECOM
Aegion Corp.
ECC
McDermott International
The Weitz Co. & Affiliates

LEBANON

BL Harbert International
KBR Inc.
Parsons

OMAN

Aegion Corp.
Bechtel
KBR Inc.
McDermott International

PAKISTAN

BL Harbert International
KBR Inc.

QATAR

Bechtel
BL Harbert International
CDM Smith
Lane Industries Inc.
McDermott International
The Weitz Co. & Affiliates

SAUDI ARABIA

Aegion Corp.
Bechtel
Caddell Construction Co. (DE) LLC

Where the 2020 Top 400 Contractors Worked

Region Country Company

CDM Smith
Gilbane Building Co.
KBR Inc.
McDermott International
SNC-Lavalin Inc.
Tutor Perini Corp.

TURKEY

BL Harbert International
ECC
Gilbane Building Co.
The Turner Corp.

F. ASIA/AUSTRALIA

AUSTRALIA

AECOM
Aegion Corp.
Bechtel
CDM Smith
EMJ Corp.
Engineered Structures Inc. (ESI)
KBR Inc.
Matrix Service Co.
McDermott International

BRUNEI

Aegion Corp.

CHINA (P.R.C.)

Black & Veatch
IPS-Integrated Project Services LLC
McDermott International

DIEGO GARCIA

Gilbane Building Co.
Parsons
Tutor Perini Corp.

INDIA

AECOM
Aegion Corp.
Bechtel
BL Harbert International
Black & Veatch
Caddell Construction Co. (DE) LLC
CDM Smith
Haskell
IPS-Integrated Project Services LLC
McDermott International
The Turner Corp.

INDONESIA

Aegion Corp.
Bechtel
BL Harbert International
Black & Veatch

Region Country Company

CDM Smith
KBR Inc.
McDermott International
The Turner Corp.

JAPAN

AECOM
APTIM
CDM Smith
Gilbane Building Co.
Parsons
The Weitz Co. & Affiliates
Wood

KAZAKHSTAN

McDermott International
The Turner Corp.

KOREA, SOUTH

AECOM
APTIM
BL Harbert International
DPR Construction
ECC
Gilbane Building Co.
Matrix Service Co.
McDermott International
Parsons
Pernix Group Inc.
Wood

KYRGYZSTAN

ECC

MALAYSIA

Aegion Corp.
Haskell
KBR Inc.
McDermott International
The Turner Corp.

NEPAL

CDM Smith

NEW ZEALAND

Aegion Corp.

PACIFIC ISLANDS

Gilbane Building Co.
Parsons
Pernix Group Inc.

PHILIPPINES

AECOM
Black & Veatch
ECC
Haskell

Where the 2020 Top 400 Contractors Worked

Region Country Company

McDermott International
Tutor Perini Corp.

SINGAPORE

Aegion Corp.
Black & Veatch
DPR Construction
Fortis Construction Inc.
Gilbane Building Co.

SRI LANKA

Caddell Construction Co. (DE) LLC

THAILAND

AECOM
Bechtel
BL Harbert International
Black & Veatch
McDermott International
The Turner Corp.

TURKMENISTAN

Caddell Construction Co. (DE) LLC

UZBEKISTAN

McDermott International

VIETNAM

Black & Veatch
CDM Smith
McDermott International
The Turner Corp.

G. NORTH AFRICA

EGYPT

AECOM
Bechtel
CDM Smith
The Weitz Co. & Affiliates

ETHIOPIA

KBR Inc.

LIBYA

Bechtel
KBR Inc.

MOROCCO

BL Harbert International

NIGER

BL Harbert International
Pernix Group Inc.

SOMALIA

Region Country Company

KBR Inc.

H. CENTRAL AND SOUTHERN AFRICA

ANGOLA

Bechtel

CAMEROON

ECC

GABON

Bechtel

KENYA

Caddell Construction Co. (DE) LLC
KBR Inc.

LESOTHO

CDM Smith

MOZAMBIQUE

McDermott International
Pernix Group Inc.

NIGERIA

CDM Smith
ECC
KBR Inc.

SOUTH AFRICA

Aegion Corp.
McDermott International

TANZANIA

CDM Smith

UGANDA

Pernix Group Inc.

ZIMBABWE

BL Harbert International

I. ANTARCTIC/ARCTIC

ANTARCTIC/ARCTIC

Parsons

2020 Top 400 Contractors – Subsidiaries by Rank

Rank	Co.	Subsidiary	Rank	Co.	Subsidiary
1	Bechtel	<i>Bantrel Co.</i> <i>Bechtel Construction Operation Inc.</i> <i>Bechtel Corp.</i> <i>Bechtel Infrastructure and Power Corp.</i> <i>Bechtel Ltd.</i> <i>Bechtel Nuclear, Security & Environmental Inc.</i> <i>Bechtel Oil, Gas, & Chemicals</i>			<i>Ajax Building Co.</i> <i>BCCI Construction</i> <i>Govan Brown</i> <i>Layton Construction</i> <i>LF Driscoll</i> <i>Pavarini Construction</i> <i>Pavarini McGovern</i> <i>Structure Tone Global Services</i> <i>Structure Tone International</i> <i>Structure Tone LLC</i> <i>Structure Tone Southwest</i>
5	Kiewit Corp.	<i>Cherne Contracting Corp.</i> <i>Kiewit Building Group Inc.</i> <i>Kiewit Engineering Group Inc.</i> <i>Kiewit Foundations Co.</i> <i>Kiewit Infrastructure Co.</i> <i>Kiewit Infrastructure South Co.</i> <i>Kiewit Infrastructure West Co.</i> <i>Kiewit Offshore Services, Ltd.</i> <i>Kiewit Power Constructors Co.</i> <i>Kiewit Water Facility South Co.</i> <i>Mass Electric Construction Co.</i> <i>TIC - The Industrial Co.</i> <i>Western Summit Constructors Inc.</i>	8	Skanska USA	<i>Skanska USA Building</i> <i>Skanska USA Civil</i>
6	McDermott International	<i>CB&I (US) Holdings, Limited</i> <i>CB&I Group Inc.</i> <i>CB&I Holdco, LLC</i> <i>CB&I LLC</i> <i>CB&I Oil & Gas Europe B.V.</i> <i>CBI Co. B.V.</i> <i>CBI Co. Two B.V.</i> <i>CBI HoldCo Two Inc.</i> <i>CBI US Holding Co. Inc.</i> <i>Chicago Bridge & Iron Co.</i> <i>Chicago Bridge & Iron Co. B.V.</i> <i>Comet II B.V.</i> <i>Hydro Marine Services. Inc.</i> <i>J. Ray Holdings Inc.</i> <i>J. Ray McDermott Holdings, LLC</i> <i>J. Ray McDermott International Inc.</i> <i>J. Ray McDermott, S.A.</i> <i>Lealand Finance Co. B.V.</i> <i>McDermott International Management, S. de RL.</i> <i>McDermott Technology (US) Inc.</i> <i>McDermott Technology, B.V.</i> <i>McDermott Inc.</i>	9	PCL Construction	<i>Melloy Industrial Services Inc.</i> <i>Nordic PCL Construction Inc.</i> <i>PCL Aquatics Centre 2012 Ltd.</i> <i>PCL Builders Inc.</i> <i>PCL Civil Constructors Inc.</i> <i>PCL Construction Enterprises Inc.</i> <i>PCL Construction Management Inc.</i> <i>PCL Construction Resources (U.S.A.) Inc.</i> <i>PCL Construction Resources Inc.</i> <i>PCL Construction Services Inc.</i> <i>PCL Construction Inc.</i> <i>PCL Constructors Canada Inc.</i> <i>PCL Constructors Northern Ontario Inc.</i> <i>PCL Constructors Northern Inc.</i> <i>PCL Constructors Pacific Rim Pty Ltd.</i> <i>PCL Constructors Westcoast Inc.</i> <i>PCL Constructors Inc.</i> <i>PCL Energy Inc.</i> <i>PCL Humber LRC 2013 Ltd.</i> <i>PCL Industrial Construction Co.</i> <i>PCL Industrial Constructors Inc.</i> <i>PCL Industrial Management Inc.</i> <i>PCL Industrial Services Inc.</i> <i>PCL Intracon Power Inc.</i> <i>PCL Investments Canada</i> <i>PCL McMaster 2014 Ltd.</i> <i>PCL Ottawa Heart Institute 2014 Ltd.</i> <i>PCL Regina Stadium 2014 Ltd.</i>
7	STO Building Group Inc.		10	Gilbane Building Co.	<i>G.O. Services</i> <i>Gilbane Federal</i>
			11	Clark Group	

2020 Top 400 Contractors – Subsidiaries by Rank

Rank	Co.	Subsidiary	Rank	Co.	Subsidiary
		CBG Building Co. LLC Edgemoor Real Estate and Infrastructure Guy F. Atkinson Construction LLC S2N Technology Group Shirley Contracting Co. LLC			
14	Tutor Perini Corp.	Becho Black Construction Frontier - Kemper Lunda Construction Perini Management Services Roy Anderson Corp. Rudolph and Sletten Tutor Perini Building Corp. Tutor Perini Civil Construction	26	Turner Industries Group LLC	Turner Industrial Maintenance Turner Specialty Services, LLC
15	Mortenson	M. A. Mortenson Co.	28	Dragados	Dragados Canada Inc. Dragados USA Inc. J.F. White Contracting Co. John P. Picone Inc. Prince Contracting, LLC Pulice Construction Inc. Schiavone Construction Co., LLC
17	Balfour Beatty US	Balfour Beatty Communities Balfour Beatty Construction Balfour Beatty Infrastructure Balfour Beatty Rail Fru-Con	29	The Yates Cos. Inc.	American Industrial Construction, LLC Blaine Construction Corp. Edwards Electric Service, LLC JESCO Inc. Merit Electrical Inc. Superior Asphalt Inc. W.G. Yates & Sons Construction Co. Yates Constructors, LLC Yates Engineers, LLC Yates Services, LLC
19	McCarthy Holdings Inc.	MC Industrial Inc. McCarthy Building Companies Inc.	30	Wood	Asset Solutions America Environment & Infrastructure Solutions Specialist Technical Solutions
22	Brasfield & Gorrie LLC	B&G Equipment and Supply	31	Alberici-Flintco	Alberici Constructors Inc. Alberici Constructors, Ltd. CAS Constructors Flintco, LLC Midwest Foundation WWPS
23	Suffolk Construction Co. Inc	Liberty Conshor Liberty Construction Services Liberty Equipment and Supply Liberty West	32	Austin Industries	Austin Bridge & Road Austin Commercial Austin Industrial
24	Clayco	Concrete Strategies CRG Lamar Johnson Collaborative Ventana	34	Zachry Group	JV Industrial Madison Industrial Zachry Engineering Corp. Zachry Nuclear Engineering
25	Lendlease	Lendlease (US) Construction Inc. Lendlease (US) Construction LMB Inc. Lendlease (US)Public Partnerships LLC			

2020 Top 400 Contractors – Subsidiaries by Rank

Rank	Co.	Subsidiary	Rank	Co.	Subsidiary
35	KBR Inc.	<i>Energo Granherne GVA</i>			<i>Black & Veatch Contracting Black & Veatch Management Consulting Black & Veatch Oil & Gas Black & Veatch Power Black & Veatch Special Projects Black & Veatch Telecom Black & Veatch Water</i>
36	Burns & McDonnell	<i>AZCO INC. Ref-Chem</i>			
37	ARCO Cconstruction Cos.	<i>ARCO Beverage Group ARCO Construction Co. ARCO Construction Co. Mountain West ARCO Design/Build ARCO Design/Build Industrial New York ARCO Design/Build Mid-Atlantic ARCO Design/Build Midwest ARCO Design/Build Northeast ARCO Design/Build Southeast ARCO Design/Build Southwest ARCO Murray Construction Co. ARCO National Construction - KC ARCO National Construction Co. ARCO National Living Group ARCO National New England ARCO Senior Living Multi-Family Construction Co. ARCO/Murray National Chicago Multi-Family ARCO/Murray National Construction Co. ARCO/Murray National Dallas ARCO/Murray National Denver ARCO/Murray National Mission Critical ARCO/Murray National Nashville ARCO/Murray National NorCal ARCO/Murray National Process Solutions ARCO/Murray National Tenant Solutions</i>	43	Colas Inc.	<i>Barrett Paving Branscome Inc. Colaska Delta Companies Exclusive Paving HRI Inc QAP RB Baker Construction Reeves Construction Group SECON Simon Sloan Construction Co. Sully-Miller Contracting</i>
			44	Manhattan Construction Group	<i>Cantera Concrete Co. Manhattan Construction Co. Manhattan International Construction Co., Ltd. Manhattan Pipeline, LLC Manhattan Road & Bridge Co. Safezone LLC Spectrum Contracting Inc.</i>
38	Hoffman Construction	<i>HCC NW HCC of America HCC of Arizona Hoffman Mechanical Hoffman of Oregon Hoffman of Washington Hoffman Yard HSI Ming Surveyors Precision Construction</i>	47	S B Engineers and Constructors, Ltd., and affiliates	<i>Ford, Bacon & Davis, LLC S&B Engineers and Constructors, Ltd. S&B Group International, Ltd. S&B Infrastructure Private, Ltd S&B Infrastructure, Ltd. S&B Modular Operations, Ltd. S&B Northeast Operations, Ltd. S&B Pipeline Division S&B Plant Services, Ltd.</i>
41	Black & Veatch		48	Flatiron Construction	<i>AECON/Flatiron/Dragados/EBC GP Audobon Bridge Constructors Branch/Flatiron Dragados/Flatiron CAHSR 2-3 Dragados/Flatiron/Sukut, a JV</i>

2020 Top 400 Contractors – Subsidiaries by Rank

Rank	Co.	Subsidiary	Rank	Co.	Subsidiary
		Dragados/Vinci/Flatiron/DCB			Area Aggregates, LLC
		EE Cruz & Co. Inc.			Corman Kokosing Construction Co.
		FCI/Flour/Parsons, a JV			Corna Kokosing Construction Co. Inc.
		Flatiron/AECOM LLC			Cuyahoga Asphalt Materials Inc.
		Flatiron/BDC Greensboro			Integrity Kokosing Pipeline Services
		Flatiron/BDC, a JV			Kokosing Construction Co. Inc.
		Flatiron/Branch			Kokosing Industrial Inc.
		Flatiron/Dragados			Kokosing Materials Inc.
		Flatiron/Dragados, a JV			Kokosing Inc.
		Flatiron/Dragados/AECON/LaFarge			McGraw/Kokosing Inc.
		Flatiron/Dragados/Sukut, a JV			The Olen Corp.
		Flatiron/Graham, a JV			
		Flatiron/Graham/Parsons	56	Infrastructure and Energy Alternatives Inc.	
		Flatiron/Harper, a JV			American Civil Constructors - Mountain West
		Flatiron/Kiewit, a JV			American Civil Constructors - Southwest
		Flatiron/Lane			American Civil Constructors - West Coast
		Flatiron/Skanska/Stacy-Witbeck			Bianchi Electric
		Flatiron/Topgrade			IEA Constructors
		Flatiron/Zachry			Ragnar Benson
		Flatiron-AECON JV-Peace River			Saiia Construction
		Flatiron-AECON WCRR JV Bow River			White Construction LLC
		Flatiron-Lane, a JV			William Charles Construction
		Flour/Balfour/Flatiron/Dragados	57	China Construction America/Plaza	
		Graham-Flatiron JV			Construction
		Kiewit/Flatiron, a JV			CCA Civil
		Signature on the St Lawrence			CCA South America
		Stoney Trail Constructors			Plaza Construction
		Topgrade/Flatiron, a JV			Strategic Capital
		Topgrade/Flatiron/Gallagher, a JV	58	Matrix Service Co.	
		Trans-Park Highway Constructor			Matrix NAC
		Turner/PCL/Flatiron			Matrix PDM Engineering
		Turner/Topgrade/Flatiron, a JV			Matrix Service Inc.
		Turner-Flatiron, a JV	60	J.T. Magen & Co. Inc.	
50	STRIKE				JTM Construction Group Inc.
		Capstone Energy Services	62	Okland Corp.	
		Crossfire, LLC			Field Labor Corp.
		Delta Directional Drilling, LLC			Okland Construction Co. Inc.
53	Gray Construction				Okland Management Corp.
		Gray Development	63	Lane Industries Inc.	
		Gray Ohio Valley			Impregilo International Infrastructures N.V.
		Gray Solutions			Lane Infrastructure
		Gray West			Lane Power & Energy Solutions (sold
		InLine Engineers			9/19/2019)
		SPEC Engineering			Lane Worldwide Infrastructure Inc.
		Spencer Bristol Engineering			The Lane Construction Corp.
		Timberwolff Construction Inc.			
		Willett Engineering			
54	The Kokosing Group of Cos.				

2020 Top 400 Contractors – Subsidiaries by Rank

Rank	Co.	Subsidiary	Rank	Co.	Subsidiary
64	The McShane Cos.	<i>Cadence McShane Construction Co. McShane Construction Co.</i>			<i>Corrpro Companies Inc. Fibrwrap Construction Services Insituform Technologies Schultz Industrial Services Underground Solutions United Pipeline Systems</i>
65	Fortis Construction Inc.	<i>Fortis Construction, PTE</i>	83	Garney Holding Co.	<i>Garney Companies Inc. Garney Federal Inc. Garney Pacific Inc.</i>
71	Adolfson & Peterson Construction	<i>AP Gulf States Inc. AP Midwest, LLC AP Mountain States, LLC AP Southwest, LLC</i>	85	PJ Dick - Trumbull - Lindy Paving	<i>Gulisek Construction Stateline Paving</i>
73	Pepper Construction	<i>Pepper Construction Co. Pepper Construction Co. of Indiana, LLC Pepper Construction Co. of Ohio, LLC Pepper Environmental Technologies Inc.</i>	86	Haskell	<i>Benham, A Haskell Co. FreemanWhite, A Haskell Co. H.R. Gray, A Haskell Co. Seiberling, A Haskell Co. The Haskell de Mexico</i>
75	OHL USA Inc.	<i>Community Asphalt Corp. Judlau Contracting Inc. OHL Arellano Construction Co. OHL Building Inc.</i>	87	Barnard Construction Co Inc.	<i>Barnard Bessac JV Barnard of Canada Inc. Barnard of Nevada Inc. Barnard Pipeline BFBC, LLC Kiewit Barnard JV</i>
77	Big-D Construction	<i>Big-D Midwest Big-D Pacific Big-D Signature Dovetail Big-D Johnson Carlier McAlvain Companies</i>	89	Southland Holdings LLC	<i>Heritage Materials Johnson Bros. Corp., a Southland Co. MOLE Constructors Oscar Renda Contracting Southland Contracting Southland Mole of Canada</i>
81	Sterling Construction Co. Inc.	<i>DEWITT EXCAVATION, LLC J. Banicki Construction Co. Inc. LK GREGORY CONSTRUCTION Inc. Myers and Sons Construction, L.P. Myers and Sons Construction, LLC PLATEAU EXCAVATION Inc. Ralph L. Wadsworth Construction Co., LLC Road and Highway Builders, LLC Tealstone Commercial Inc. Tealstone Residential Concrete Inc. Texas Sterling Construction Co.</i>	90	O'Neil Industries Inc.	<i>Southland Constructors Inc. W.E. O'Neil Constr. Co. of Arizona W.E. O'Neil Constr. Co. of California W.E. O'Neil Constr. Co. of Colorado W.E. O'Neil Constr. Co. of San Diego W.E. O'Neil Construction Co.</i>
82	Aegion Corp.	<i>Aegion Coating Services Brinderson LLC</i>	94	Day & Zimmermann	<i>Atlantic Union Resources Inc. - DbA DZNPS Day & Zimmermann International Inc.</i>

2020 Top 400 Contractors – Subsidiaries by Rank

Rank	Co. Subsidiary	Rank	Co. Subsidiary
	<i>Day & Zimmermann Management Services Inc.</i> <i>Day & Zimmermann NPS Inc.</i> <i>Mason & Hanger</i> <i>The Atlantic Group Inc. - Dba DZ Atlantic</i>	113	F.A. Wilhelm Construction <i>Freitag-Weinhardt</i> <i>Industrial Electric</i> <i>Midwest Associates</i> <i>Poynter Sheet Metal</i> <i>RSQ Fire Protection</i>
95	Eurovia USA (fka The Hubbard Group Inc.) <i>Blythe Construction Inc.</i> <i>Eurovia Atlantic Coast, LLC</i> <i>Hubbard Construction Co.</i>	116	E.E. Reed Construction, L.P. <i>Davis/Reed Construction Inc.</i> <i>E.E. Reed Construction, L.P.</i> <i>E.E. Reed East Coast</i> <i>Zapalac/Reed Construction Co., L.P.</i>
99	The Weitz Co. & Affiliates <i>Contract Watts Inc</i> <i>The Weitz Co., LLC</i> <i>Weitz Industrial Services Group, LLC</i> <i>Weitz Supply Chain, LLC</i>	117	ECC <i>Contrack-ECC LLC</i> <i>ECC Constructors, LLC</i> <i>ECC Insight, LLC</i> <i>ECC International LLC</i> <i>ECC Quantum Murray, LP</i> <i>JSR-ECC, JV</i> <i>Nordlys Environmental, LP</i>
101	The Cianbro Cos. <i>AZ Corp.</i> <i>Cianbro Constructors</i> <i>Cianbro Corp.</i> <i>Cianbro Development Corp.</i> <i>Cianbro Equipment</i> <i>Cianbro Fabrications & Coating</i> <i>Cianbro Properties</i> <i>Starcon International</i>	118	Goodfellow Bros. <i>Blasting Technology Inc.</i> <i>Goodfellow Bros. California LLC</i> <i>Goodfellow Bros. LLC</i>
104	Bilfinger North America Inc. <i>Bilfinger Industrial Services</i> <i>Bilfinger Salamis Inc.</i> <i>Bilfinger Westcon Inc.</i> <i>Centennial Contractors Enterprises Inc.</i>	119	McGough <i>DAMGCO</i>
108	Coastal Construction Group <i>Coastal Condominiums</i> <i>Coastal Condominiums II</i> <i>Coastal Construction Co.</i> <i>Coastal Construction of Central Florida</i> <i>Coastal Construction of Miami Dade</i> <i>Coastal Construction of Palm Beach</i> <i>Coastal Construction of Tampa</i> <i>Coastal Homes</i>	124	Bartlett Cocke General Contractors LLC <i>Bartlett Cocke Industrial, LLC</i>
111	Herzog <i>Herzog Contracting Corp.</i> <i>Herzog Railroad Services Inc.</i> <i>Herzog Services Inc.</i> <i>Herzog Technologies Inc.</i> <i>Herzog Transit Services Inc.</i>	126	Weeks Marine Inc. <i>Healy Tibbitts Builders Inc.</i> <i>M.P. Howlett</i> <i>McNally Construction</i> <i>North American Aggregates</i>
		128	Graycor <i>Graycor Construction Co. Inc.</i> <i>Graycor Industrial Constructors Inc.</i> <i>Graycor Southern Inc.</i>
		131	The Pike Cos., LTD <i>LECESSE Construction Services</i> <i>The Pike Co. Inc.</i>
		133	Orion Group Holdings Inc. <i>East & West Jones Placement Areas LLC</i>

2020 Top 400 Contractors – Subsidiaries by Rank

Rank	Co.	Subsidiary	Rank	Co.	Subsidiary
		Orion Administrative Services Inc.			Mansfield Industrial
		Orion Concrete Construction, LLC			MAVO Systems
		Orion Construction, LP			National Environmental Group
		Orion Government Services, LLC			Niles Construction Services
		Orion Industrial Construction, LLC			Northwest Demolition and Dismanteling
		Orion Marine Construction Inc.			Omega
		Orion Marine Contractors Inc.			Petrochem Insulation
		Preferred Tool Inc.			RSI EnTech
		Schneider E&C Co. Inc.			US Coatings
		T A S Commercial Concrete Construction LLC			
		T A S Proco LLC			
135	EMJ Corp.		152	Jingoli - DCO	
		Signal Energy LLC			DM Plant Services, LLC
136	SpawGlass Holding LP				Goldstar Energy Group Inc.
		SpawGlass Civil Construction			JDC Energy Services, LLC
		SpawGlass Construction Corp			JDM Energy Partners, LLC
		SpawGlass Contractors, Inc			Jet Electrical Testing, LLC
138	MWH Constructors Inc.				Jingoli Nuclear Services, LLC
		MWH Treatment			Jingoli Power, LLC
		Slayden Constructors Inc.			JJS Management Services, LLC
143	Kraus-Anderson Construction Co.				Sustainable Engineering Services, LLC
		DAKRAU	159	The Rudolph Libbe Cos. Inc.	
145	Parsons				GEM Inc.
		Parsons Environment & Infrastructure			Rudolph Libbe Inc.
		Parsons Government Services			Rudolph Libbe Properties Inc.
		Parsons Transportation	162	KPRS Construction Services Inc.	
147	Ferrovial Agroman US Corp.				BergmanKPRS Construction
		California Rail Builders LLC			KPRS Hawaii Construction
		FAM Construction LLC	172	PARIC Holdings	
		Grand Parkway Infrastructure LLC			Cooperative Building Solutions
		Great Hall Builder LLC			Henning
		North Perimeter Contractors LLC	175	GE Johnson	
		North Tarrant Infrastructure LLC			GE Johnson Construction Co.
		Sugar Creek LLC			GE Johnson Special Projects
151	ASRC Industrial Services				H.W. Houston Construction
		Arctic Pipe Inspection			Schmueser & Associates
		Brad Cole Construction	176	Rycon Construction Inc.	
		D2 Industrial Services			n/a
		DACA Specialty Services	177	Kitchell Corp.	
		Environmental Quality Management			Absher Kitchell A Joint Venture
		FD Thomas			BDK Management A Joint Venture
		Hudspeth			hardison / downey Inc.
		K2 Industrial Services			Kitchell CEM
					Kitchell Contractors

2020 Top 400 Contractors – Subsidiaries by Rank

Rank	Co.	Subsidiary	Rank	Co.	Subsidiary
179	Saunders Construction Inc.	<i>Heath Construction, LLC (dba Saunders Heath) Saunders Express, LLC</i>			<i>Graham Construction Services Inc. Graham Contracting Ltd. Moltz Construction Inc.</i>
183	Stacy and Witbeck Inc.	<i>Modern Railway Systems</i>	203	Kaufman Lynn Construction	<i>GCCB</i>
184	C.W. Driver Cos.	<i>Driver Consulting Group Driver SPG Good & Roberts</i>	208	Pernix Group Inc.	<i>BE&K Building Group BE&K Building Group BE&K Building Group BE&K Building Group BE&K Building Group Pernix Fiji Limited Pernix Guam LLC Vanuatu Utilities & Infrastructure Ltd</i>
185	Bernards	<i>Bernards Builders Inc.</i>	211	Zachry Construction Corp.	<i>Zachry Federal Construction Corp. Zachry Underground and Utility Services Inc.</i>
186	The Branch Group Inc.	<i>Branch Builds Inc. Branch Civil Inc. G.J. Hopkins Inc. L.A. Lacy Inc.</i>	213	Phillips Infrastructure Holdings Inc.	<i>Phillips and Jordan Inc. RowCon, LLC</i>
187	FCI Constructors Inc.	<i>FCI Constructors of New Mexico, LLC. FCI Constructors of Wyoming, LLC. NEZ/FCI Tierra/FCI</i>	214	IPS-Integrated Project Services LLC	<i>IPS BioPharmaceutical Technology Consulting (Tianjin) LLC IPS International Private Ltd. IPS-Integrated Project Services (Germany) GmbH IPS-Integrated Project Services (Ireland) Limited IPS-Integrated Project Services GmbH IPS-Integrated Project Services Limited IPS-Integrated Project Services Pte. Ltd. IPS-Integrated Project Services, ULC IPS-Mehtalia Pvt. Ltd. IPS-Serviços de Projetos Integrados Ltda.</i>
188	Satterfield & Pontikes Construction Inc.	<i>Greco Structures Rollcon, LLC Westway Construction</i>	216	Shaw Construction	<i>Shaw Builders LLC Shaw Construction LLC Shaw Construction of Wyoming LLC</i>
195	Anderson Columbia Co. Inc.	<i>A Mining Group II LLC Anderson Columbia Co. Inc. Junction City Mining Co LLC</i>	218	Shiel Sexton Co. Inc.	<i>Anova Technical Services, LLC</i>
196	Bulley & Andrews	<i>Bulley & Andrews Concrete Restoration Bulley & Andrews Masonry Restoration</i>	221	Walsh Construction Co.	<i>Contractors Equipment Co.</i>
199	J. Fletcher Creamer & Son Inc.	<i>Creamer Jingoli, LLC Creamer Sanzari Joint Venture</i>			
200	Graham Construction	<i>Gracorp Inc. Graham Construction & Management Inc. Graham Construction Inc.</i>			

2020 Top 400 Contractors – Subsidiaries by Rank

Rank	Co.	Subsidiary	Rank	Co.	Subsidiary
		<i>RDF Builders Co.</i>			
225	Skyline Construction	<i>ACCEND Construction Skyline Capital Builders</i>	262	Electrical Consultants Inc.	<i>Electrical Consultants Inc. EPC Services Co.</i>
226	Finfrock	<i>Finfrock Enterprises, LLC</i>	263	Pioneer Construction	<i>Metal Tech Building Specialists Tailored Building Systems</i>
229	Dennis Group	<i>Dennis Brasil Engenharia Ltda Dennis Group Canada Inc. Dennis Group International, Unipessoal Lda Tech4Food Engineering & Innovation Lda The Dennis Engineering Group, LLC The Dennis Group Inc.</i>	264	Superior Construction Holding Co. Inc.	<i>Superior Construction Co. Inc. Superior Construction Southeast LLC</i>
234	Bozzuto Construction Co.	<i>Bozzuto Building Bozzuto Contracting Co. Bozzuto Contractors Inc.</i>	265	Mascaro Construction Co., LP	<i>Mascaro Contracting, LP Mascaro Pipeline, LP Mascaro Specialty Services, LP</i>
235	Klinger Cos. Inc.	<i>Gleeson Constructors & Engineers, L.L.C. Klinger Constructors, LLC W.A. Klinger, L.L.C. Younglove Construction, L.L.C.</i>	267	Sletten Cos.	<i>Resolute Performance Iron Inc. SCC Energy Services Inc. Sletten Construction Co. Sletten Construction of Nevada Inc. Sletten Construction of Wyoming Inc.</i>
241	Vecellio Group Inc.	<i>Hal Jones Contractor Ranger Construction Industries Inc. Sharpe Brothers Vecellio and Grogan Inc.</i>	268	KBE Building Corp.	<i>KBE-NY New Valley Construction</i>
245	The Middlesex Corp.	<i>Mass. Ready-mix, LLC Middlesex Asphalt, LLC Middlesex Materials Holdings Inc. Middlesex Paving, LLC</i>	271	Shook Construction	<i>Shook Construction</i>
246	Manson Construction Co.	<i>Manson Marine Canada, LLC</i>	272	Deacon Construction LLC	<i>Deacon Construction, LLC Deacon Construction, LLC Deacon Construction, LLC Deacon Construction, LLC</i>
256	Morley Builders	<i>Benchmark Contractors Inc. Morley Construction Co.</i>	276	Haselden Construction	<i>Haselden Resort Constructors Haselden Wyoming Constructors</i>
260	American Bridge Co.	<i>American Bridge Canada Co.</i>	277	Butz Enterprises Inc.	<i>Alexander Building Construction Co. Alexander Building Construction Co. Alvin H. Butz Inc. Gates Butz Procida Butz Shoemaker Construction Co.</i>
			280	Quandel Enterprises Inc.	

2020 Top 400 Contractors – Subsidiaries by Rank

Rank	Co.	Subsidiary	Rank	Co.	Subsidiary
		<i>J. Vinton Schafer & Sons Inc.</i>			<i>The Louis Perry Group</i>
		<i>Performance Construction Services Inc.</i>			
		<i>Pyramid Construction Services Inc.</i>	309	Nibbi Brothers General Contractors	<i>dadnib</i>
		<i>QEI Construction Group, LLC</i>			
		<i>Quandel Construction Group Inc.</i>	313	The Lemoine Co.	<i>Lemoine Disaster Recovery</i>
		<i>Susquehanna Supply Co.</i>			<i>Matrix Building Systems</i>
285	SNC-Lavalin Inc.	<i>Atkins Energy Federal EPC Inc.</i>	318	Baldwin & Shell Construction Co.	<i>Central Division</i>
		<i>Atkins Nuclear Secured, LLC</i>			<i>Central Division Satellite</i>
		<i>Data Transfer Solutions</i>			<i>Construction Services Division</i>
		<i>FAITHFUL + GOULD Inc.</i>			<i>Corporate Office</i>
		<i>Isotek Systems LLC</i>			<i>Industrial Services Division</i>
		<i>KENTZ USA INC.</i>			<i>Memphis Division</i>
		<i>SNC-Lavalin Constructors Inc.</i>			<i>Northeast Division</i>
		<i>SNC-Lavalin Engineers & Constructors Inc.</i>			<i>Northwest Division</i>
		<i>The Atkins North America Holdings Corp.</i>			
		<i>Valerus Field Solutions Holdings LLC</i>	322	Lyles Construction Group	<i>American Paving Co.</i>
		<i>WS Atkins Inc.</i>			<i>Lyles Utility Co.</i>
286	H&M Co. Inc.	<i>Concrete Systems Co., LLC</i>			<i>New England Sheet Metal and Mechanical, Co.</i>
		<i>Electrical Systems Co., LLC</i>			<i>W. M. Lyles Co.</i>
		<i>H&M Architects/Engineers Inc.</i>	323	Commercial Contracting Corp.	<i>Commercial Contracting de Mexico</i>
		<i>H&M Construction Co. Inc.</i>			
		<i>H&M Industrial Services Inc.</i>	337	SEMA Construction Inc.	<i>Blue Line Equipment, LLC</i>
290	Crowder Constructors Inc.	<i>Crowder Construction Co.</i>			<i>SEMA Precast Inc.</i>
		<i>Crowder Industrial Construction LLC</i>	341	S.M. Wilson & Co.	<i>CWC Roofing</i>
291	Clark Construction Co.	<i>Clark Contracting Services</i>	345	dck worldwide	<i>dck Bermuda</i>
292	Roebbelen Contracting Inc.	<i>Roebbelen Construction Management Service Inc.</i>			<i>dck California Construction</i>
		<i>Roebbelen Management Inc.</i>			<i>dck International LLC</i>
298	Iovino Enterprises	<i>Environmental and Infrastructure Group</i>			<i>dck Jamaica</i>
		<i>J-Track</i>			<i>dck St. Maarten</i>
		<i>MLJ Contracting</i>			<i>dck worldwide LLC</i>
		<i>TC Electric</i>	347	Ulliman Schutte Construction LLC	<i>Clark US LLC</i>
		<i>Welkin Mechanical</i>			<i>Construction Engineers - US, A Joint Venture</i>
300	CDM Smith	<i>CDM Constructors Inc.</i>	351	Current Builders	<i>CB Constructors Inc.</i>
		<i>CDM Federal Programs</i>			<i>CB Structures Services Inc.</i>
		<i>CDM International</i>			

2020 Top 400 Contractors – Subsidiaries by Rank

Rank	Co. Subsidiary	Rank	Co. Subsidiary
------	----------------	------	----------------

CB Structures Inc.
Current Builders Condominiums Inc.
Current Builders Inc.

355 The Ridgemont Co.
Ridgemont Commercial Construction

367 The Jaynes Cos.
Jaynes Corp.
Jaynes Corp. of Colorado
Jaynes Corp. of Texas
Jaynes Structures

372 CDI Contractors
Custom Millwork

376 i+iconUSA
Fay, an i+iconUSA Co.
i+iconSOUTHEAST

378 The Korte Co.
Korte Design

385 Wagman Inc.
Wagman Construction Inc.
Wagman Heavy Civil Inc.

387 NEI General Contracting
NEI General Contracting

390 Kiely Family of Cos.
AAES Engineering
AE Stone
JF Kiely Construction
JF Kiely Construction of PA
JF Kiely Service Co
Kiely Development
Kiely Pipeline Intergtity

400 McCormick Inc. & Subsidiaries
Arrowhead Mining and Materials
Asphalt Paving and Supply
Dakota RM Construction
McCormick Construction
Northern Improvement Co.