



Aemulus Holdings Berhad
Registration No. 201401037863 (1114009-H)

Inspiring Sustainable Growth

Annual Report 2021



WHAT'S INSIDE THIS REPORT

10	Corporate Information	71	Statement of Directors' Responsibility in Relation to the Audited Financial Statements
11	Corporate Structure	72	Financial Statements
12	The Chairman's Statement	162	List of Property
14	Profile of Directors	163	Analysis of Shareholdings
21	Profile of Key Senior Management	166	Notice of Annual General Meeting
24	Financial Highlights	175	Statement Accompanying Notice of Annual General Meeting
25	Management Discussion and Analysis		Proxy Form
36	Sustainability Reporting		
44	Aemulus' Chronological Summary of 2021 Events		
46	Corporate Governance Overview Statement		
59	Additional Compliance Information		
65	Audit Committee Report		
69	Statement on Risk Management and Internal Control		





INTEREST PIQUED: EENY-MEENY-MINY-MOE

"Glass – Front, Back - Brick ..." Does it rhyme?
Yes. But Why? You asked.

The blazing sun was red-bricked, just like how one is friend-zoned. Resembling the functionality of a Fort, it is the first line of defense that shielded us from the scorching Evening sun. The front (the opposite) is lined with glass panels for the take-in of the mild Morning sun.

Morning sun is less intense and Evening sun is the opposite. Every thought was put together to construct a perfect indoor climate.

OUR CORE VALUE




Be **Different**,
do not repeat what
others have done.



COVER RATIONALE

The past year has seen Aemulus strategically anchored itself to be one of the strongest players in the world's semiconductor scene. Emphasis on our ESG efforts has been magnified and will be one of our primary focuses for Year 2022. When a tiny seed of Sustainability was planted few years back, it grew rapidly and has never gone back since. The pursuit of Sustainability is an endeavour to construct better lives for humankind and to mend the partially wounded environment. Aemulus is now set for Circular Economy. Despite the visualisation of it being stormy along the way, one thing is certain – it will be impactful.



The sun has risen, and the morning dews are dripping. Sun rays fall directly on the red bricks, Jererd was taking light steps and his subconscious whispers, *"is that a green hue I am seeing?"*.

He felt a strong nudge on his waist, he stumbled and looked up, a familiar shadow greeted him with a wide smile. *"How's it going? The red bricks are attractive, ay?"*

Interesting. The red bricks are (literally) emanating the greens from within.

"Perhaps there's something magical about this building..."

"Perhaps there's something magical about this building..."

He turned back instantaneously. As his eyes traced the path he came from, he observed lush green foliage of trees and an outdoor landscape that looks straight out of an art. He knew he sounded extravagant; not like he is in a tropical forest - he is in the Base!

Tall trees lined the perimeter of our building side-by-side. Trees are vital in our ecosystem. They produce oxygen, stores carbon dioxide, improve our urban environment and reduce ambient temperatures in cities like ours.

Despite our private car parks catered to employees are filled to the brim, the concern of the air quality is insignificant. As the emission of CO₂ will be offset against the natural habitat we constructed.

Don't be surprised - we magnify and drill down to every corners that live in 'Sustainability'.

Trees provide us with a multitude of environmental, social and economic benefits, and are an **important foundation** for a liveable and sustainable city.

CO₂

CO₂

Don't be surprised -
we magnify & drill down



to every corners that live in

'SUSTAINABILITY'.



To cool The Walhalla Hall:

Wow! Fact



90% ENERGY SAVING



147kWh

15kWh

Air conditioner of 500,000 BTU/h (approximately 147kWh/h) is needed. But we installed only TWO Helifans which use approximately 15kWh/h.

A perfect indoor climate environment

Jererd gasp aloud. The grandeur of the stairs captured his attention. He was instantly transported back in time. "It is The Walhalla Hall."

He snapped back to his senses. He realised that he is a whopping 5852 miles away from Regensburg. A sense of dejavu washed across him. "It looks just like it", he wondered.

Numerous people donning ankle-length jeans and hoodies can be seen having light conversation, sipping a steaming hot cup of coffee and are engrossed in their work. He tilted his head backward and was in disbelief. All it has was just TWO helifans with no A/C in sight!

An unseen air circulation was generated in the multi-purpose hall. The heat dissipates quickly with the acceleration deriving from the helifans. A cooling sensation was formed. "A perfect indoor climate environment."

And the best part? The reliance of air-conditioner is reduced.

The building
was oriented to
harvest the
mild **MORNING
GLOWS**

Along the way, Jererd had a quick chat with Ryan about the upcoming release of Spider Man. As he leaned lazily against the counter top, he caught a glimpse of an iced Sprite from the corner of his eye. Sitting on the counter top while absorbing the goodness of the sun rays.

It seems that it could have been there for a good amount of time. "But the ice...it is still in its solid form."

Just then, it hits him again. "The building was oriented to harvest the mild morning glows. The double-glazed windows has e-coating to filter heat from the sun while allowing visible lights to penetrate."

The effect is significant - you get to enjoy the chilled drink for a longer period of time while you hang out with your buddy for a much longer time.

**Wow!
FACT**

The ice cubes took 35 minutes to melt. On average, a 1-inch ice cube melting speed is:

- In ice water: 15 – 20 minutes
- Room temperature: 5 – 20 minutes
- Under the sun: 1 – 2 minutes

Just hustle &
bustle, *noise-free(ly)*.



Wow!
Fact

Glass conducts sound very well. A single pane of glass or untreated glazing will do little to **prevent noise from entering your home**. But double glazing can significantly **stop noise by up to 80%**!



The elevator resembles a time capsule that teleports you to a plethora of magical unknowns. His heart races but the surprisingly cool and hushed surroundings offered a much-needed peace of mind.

A faint sound of an airplane taking off slid into his ears. He was in awe by this rare chance. BUT. There were human voices close by. He noticed a young lady was on the phone. Her conversation was uninterrupted. "How?"

It dawned on him. The building was perfectly noise-insulated. Its finest design was able to disrupt sound wave vibrations passing through glass. Thus, reducing the noise exponentially. It, literally, sounds like a WHISPER.

"Yay!" he exclaimed. Cheers to no more 'on-hold' conversations / meetings / activities. Just hustle and bustle, noise-free(ly).

"This place
is **b.r.i.g.h.t**"



Wow!
Fact

Daylighting has been associated with **improved mood, enhanced morale, less fatigue, and reduced eyestrain**. It has been proven that the performance and productivity of workers in office can increase with the quality of light!



IDEA



Jererd entered. The Town Hall. "It's a drab day today. Did I enter a different equator? This place is b.r.i.g.h.t.", he wondered.

He scanned the people-filled room in nanoseconds. There were only three long streaks of lights stretching from the front to the back. Most tables have lights installed BUT not a single one is lit. "Astonishing."

He was in search of other beaming source. There were four hollow squares. He observed that sun's rays were shone down from above. He took a quick peek and it rang a bell!

"I understood. It is the Light Well." The imperative source of natural light is the answer. The transmission of natural lights to the open-space Town Hall reduces the artificial lighting requirements.

The efficiency of electricity is maximized. The costs are reduced. The health of the environment is improved.

everything is now
just like **pieced together**
A PUZZLE.

The front of the building faces the spectacular runway view and the rear is the opposite. The ideology behind? To take in the goodness of the mild morning sun, whilst appreciating the infinite beauty of planes taking off.

It resembles a Broadway show with theatre-styled seats, isn't it? Broadway show is enchanting but brief, unlike in our Base, you live in it DAILY. Just exactly what we envisioned...and it was made into reality.

Jererd knew it. Everything is now pieced together just like a puzzle.

**WOW!
FACT**

**SUNLIGHT'S
VITAMIN D**

- helps in:
- fighting fatigue,
 - boosting mental health, and
 - may rejuvenate aging eyes.



SUNLIGHT

- is also known to
- enhance sleep patterns, and
 - ease mild depression.





He pushed open an isolated, seemingly mundane door. As he took light steps up, a lush green field came to sight. *"The Rooftop Garden."*

The greens were soothing. It is scenic. And it felt serene. *"This is the real green."* He journeyed through the maze and were amazed by the beautiful landscape.

As he inched closer to the railings and take in the 3rd-floor view, a voice echoes in his mind.

"This is Aemulus Base."

"This is
**AEMULUS
BASE."**



CORPORATE INFORMATION

BOARD OF DIRECTORS



Dato' Seri Lee Kah Choon (appointed on 9 February 2021)	Independent Non-Executive Director/Chairman
Ng Sang Beng	Executive Director/Chief Executive Officer
Yeoh Chee Keong	Executive Director/Chief Operating Officer
Wong Shee Kian	Executive Director/Chief Technology Officer
Ng Chin Wah	Executive Director/Chief Financial Officer
Ong Chong Chee	Independent Non-Executive Director
Friiscor Ho Chii Ssu	Independent Non-Executive Director
Chok Kwee Bee (resigned on 8 February 2021)	Senior Independent Non-Executive Director/Chairman



Nomination Committee

Ong Chong Chee
(Chairman)
Dato' Seri Lee Kah Choon
(Member)
Friiscor Ho Chii Ssu
(Member)

Audit Committee

Ong Chong Chee
(Chairman)
Friiscor Ho Chii Ssu
(Member)
Dato' Seri Lee Kah Choon
(Member)

Risk Committee

Friiscor Ho Chii Ssu
(Chairman)
Ong Chong Chee
(Member)
Yeoh Chee Keong
(Member)

Remuneration Committee

Friiscor Ho Chii Ssu
(Chairman)
Ng Sang Beng
(Member)
Ong Chong Chee
(Member)
Wong Shee Kian
(Member)
Dato' Seri Lee Kah Choon
(Member)



Company Secretaries

Chee Wai Hong
(BC/C/1470)
SSM PC No. 202008001804
Tan She Chia
(MAICSA 7055087)
SSM PC No. 202008001923

Registered Office

48, Jalan Chow Thye,
10050 George Town,
Pulau Pinang, Malaysia.
Tel No. : (604) 226 2188

Business Address

No.25,
Jalan Sultan Azlan Shah
Zon Perindustrian Bayan Lepas
Phase 1, 11900 Bayan Lepas
Pulau Pinang, Malaysia.
Tel No. : (604) 684 6000
Fax No. : (604) 646 6799

Auditors

Grant Thornton Malaysia PLT
(AF:0737)
Chartered Accountants
Level 5, Menara BHL
51 Jalan Sultan Ahmad Shah
10050 Penang
Tel No. : (604) 228 7828
Fax No. : (604) 227 9828

Share Registrar

Tricor Investor
& Issuing House
Services Sdn Bhd
Unit 32-01, Level 32, Tower A
Vertical Business Suite
Avenue 3, Bangsar South
No. 8, Jalan Kerinchi
59200 Kuala Lumpur
Tel No. : (603) 2783 9299
Fax No. : (603) 2783 9222

Principal Bankers


United Overseas Bank
(Malaysia) Bhd.
CIMB Bank Berhad
CIMB Islamic Bank Berhad
HSBC Bank Malaysia Berhad

Stock Exchange Listing

ACE Market of Bursa
Malaysia Securities Berhad
Stock Name : AEMULUS
Stock Code : 0181

Company Website

www.aemulus.com



CORPORATE STRUCTURE



Aemulus

AEMULUS HOLDINGS BERHAD
Registration No. 201401037863 (1114009-H)



100%



AEMULUS CORPORATION SDN BHD
Registration No. 200701039983 (798015-M)

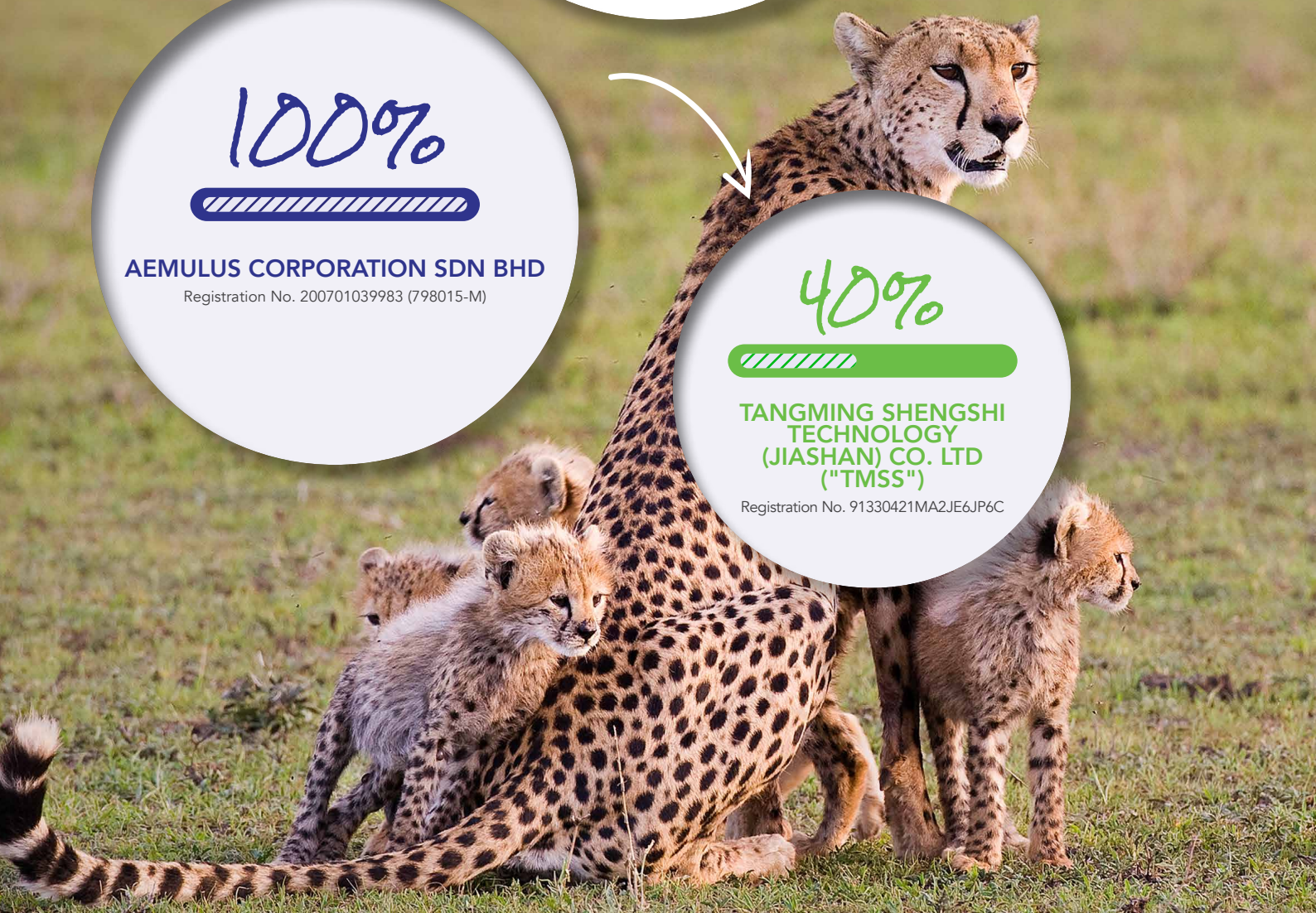


40%



**TANGMING SHENGSHI
TECHNOLOGY
(JIASHAN) CO. LTD
("TMSS")**

Registration No. 91330421MA2JE6JP6C



THE CHAIRMAN'S STATEMENT

Challenges

The year 2021 is the year where the Pandemic raged on with the on/off lock down of various degrees. A striking similarity to the elevation and lowering motion of seesaw little children raved about when in their neighbourhood's park. It is a worldwide issue that will continue to plague us for at least a while now. The various level of lockdowns triggered wider challenges in the form of supply chain disruption; increased inventory stock up; increased costs of running businesses such as hike in freight charges, lengthened time to market our testers; hike in the price of raw materials which has the knock on effect on the price of components that go into our testers. In this volatile environment, the Board Risk Committee is on high alert on the possible risks posed to the Group.

Opportunities

The Group's joint venture in TMSS proved to be a game changer for the Group. This joint venture has positioned the Group into the Made in China 2025 aspiration's orbit. The strong local Sales & Service team in China is the differentiator for the Group's continuous growth amidst the Pandemic. The Group's revenue and profit after tax ("PAT") stood at RM61.1 million and RM10.5 million in financial year ended ("FYE") 2021 respectively, a tremendous rise of 216% & 389% as compared to FYE2020.

Onboard a high speed aircraft, the growth and expansion of the Group in China and the Rest of the World shall continue on speedily but steadily. The Group will be on constant look out for new customers to seize opportunities presented by the broken supply chain in East Asia & ASEAN.



REVENUE

RM61.1 MILLION

216%
↑
compared to
FYE2020



PROFIT AFTER TAX ("PAT")

RM10.5 MILLION

389%
↑
compared to
FYE2020

THE CHAIRMAN'S STATEMENT (CONT'D)



Dato' Seri Lee Kah Choon
Independent Non-Executive Director / Chairman

Work in Progress

The Group is fully aware of the needs and aspirations expounded in the Environment, Social & Governance ("ESG") philosophy. The Group is of the opinion that ESG compliance is not only mandatory and essential to the business, but also a formal commitment to the community and the identity of the Group.

As the Group is part of the global electronic supply chain, ESG compliance will ensure its relevance in the electronic industry's ecosystem. The Group views ESG Compliance as a structured journey to gradually move its products towards the Circular Economy concept. Instead of replacing old testers to new, the Group is working on the testers' continuous technical upgrading to meet new technical challenges. This also means creating technical services as new business opportunities to the Group.

Additionally, ESG compliance will ensure that the Group will not be shut out from the capital market to raise the necessary funds for expansion. From the human capital's perspective, the Group's ESG journey will attract young & like minded talents to drive and sustain its growth.

As an extension of the ESG initiative, the Board has embarked on the journey to increase diversity to its Board's representation; balancing the Executive & Independent Directors composition; placing strong emphasis on gender representation to widen & diversify perspectives in all Board's deliberations.

On the financial health of the Group, the Board has approved the private placement of 10% of its shares to raise RM63.7 million. The main bulk of the fund raised will be utilised to expand its manufacturing capacity.

Conclusion

In summary, the Group can be best described as "emerging victoriously after braving through a rather severe air turbulence"; the Group has survived well amidst the Pandemic that disrupted FYE2021.

Congratulations to the Management team for a tremendous year. The Group looks forward to a positive financial year 2022 as we emerge from the Pandemic shadow; accepting Coronavirus disease 2019 ("COVID-19") as an Endemic and looking forward to embracing brand new challenges & opportunities presented by the New Normal.

**THE BOARD HAS APPROVED
THE PRIVATE PLACEMENT OF**
10% OF ITS SHARES
TO RAISE RM63.7 MILLION

PROFILE OF DIRECTORS

DATO' SERI LEE KAH CHOON

Independent Non-Executive Director /
Chairman



Nationality: **MALAYSIAN**



Age: **61**



Gender: **MALE**



**Date of appointment as
Independent Non-Executive
Director / Chairman:**

9 FEBRUARY 2021



Dato' Seri Lee Kah Choon, a Malaysian, male, aged 61, is our Independent Non-Executive Director / Chairman. He was appointed to the Board on 9th February 2021.

He graduated with a LLB (Bachelor of Law) from the Southampton University, United Kingdom ("U.K.") and a MA (Master of Arts) from the City University, London.

He is currently a Director of government linked corporations Invest-in-Penang Berhad, Penang Development Corporation and Penang Hill Corporation since 2008.

He is a member of the Investment Committee of Areca Capital, a licensed fund manager for individuals, corporations and institutions. Apart from board & corporate matters, he also acts as legal counsel to these companies. Industries covered by these companies/corporations include: trading, food production, tourism, township & property development, wealth management & startups mentoring.

He is a Barrister at Law (Middle Temple) and a Certified Financial Planner.

He is the Chairman of various private companies.





Dato' Seri Lee is the member of the Audit Committee, the Nomination Committee and the Remuneration Committee. He has no family relationship with any Directors or major shareholders of the Company.

PROFILE OF DIRECTORS (CONT'D)



NG SANG BENG

Executive Director /
Chief Executive Officer

	Nationality: MALAYSIAN
	Age: 45
	Gender: MALE
	Date of appointment as Executive Director: 8 DECEMBER 2014

Ng Sang Beng, a Malaysian, male, aged 45, is our Executive Director / Chief Executive Officer ("CEO"). He was appointed to the Board on 8th December 2014. He is responsible for the strategic operations, business development activities, and research and development ("R&D") roadmap of the Group.

He graduated with a Bachelor of Electrical Engineering from University of Technology Malaysia in 1999. He began his career with Altera Corporation (M) Sdn Bhd ("Altera") in 2001 as the Test Development Engineer and Component Applications Engineer. He left Altera in 2004 to co-found Aemulus Sdn Bhd with Yeoh Chee Keong in the same year.

He has been involved in the semiconductor industry for more than 19 years and has vast knowledge in the area of design and development of semiconductor tester. He was recognised as one of the Endeavour Entrepreneurs by Endeavour Global at its 55th international selection panel 2014.

He currently sits on the board of several private limited companies.

Mr Ng Sang Beng is a member of the Remuneration Committee. He is the founder, council chairman and beneficiary of Crystal Clear (L) Foundation, which is the major shareholder of the Company, save as disclosed relationship, he has no family relationship with any Directors or major shareholders of the Company.

PROFILE OF DIRECTORS (CONT'D)

YEOH CHEE KEONG

Executive Director / Chief Operating Officer

Nationality: MALAYSIAN

Age: 54

Gender: MALE

Date of appointment as
Executive Director:
8 DECEMBER 2014

Yeoh Chee Keong, a Malaysian, male, aged 54 is our Executive Director / Chief Operating Officer ("COO"). He was appointed to the Board on 8th December 2014. He is responsible for the operations of the Group.

He graduated with a Bachelor of Engineering from University of Lincolnshire and Humberside in 2001. He started his career in 1993 at Unico Electronics (Penang) Sdn Bhd as the Design Engineer for semiconductor burn-in boards.

He has more than 21 years of design and management experience in the electronics test industry with an extensive experience in Printed Circuit Board ("PCB") design and high speed signal integrity simulations and analysis. In 2004, he left Altera to co-found Aemulus Sdn Bhd with Ng Sang Beng.

He currently sits on the board of several private limited companies.

Mr Yeoh Chee Keong is a member of the Risk Committee. He has no family relationship with any Directors or major shareholders of the Company.

PROFILE OF DIRECTORS (CONT'D)

WONG SHEE KIAN

Executive Director / Chief Technology Officer



Nationality: **MALAYSIAN**



Age: **43**



Gender: **MALE**



Date of appointment as
Executive Director:

8 DECEMBER 2014



Wong Shee Kian, a Malaysian, male, aged 43, is our Executive Director / Chief Technology Officer ("CTO"). He was appointed to the Board on 8th December 2014. He is responsible for overseeing the overall R&D roadmap and R&D activities of the Group. He is the head of all divisions categorised under the Group's R&D activities.

He graduated with a Master Degree in Engineering (Microelectronics) from the Multimedia University in 2009, and a Master Degree in Data Science and Analytics from Universiti Sains Malaysia in 2021. In 2002, he started his career at Altera as a Component Applications Engineer. He has extensive experience in system-level signal integrity simulation and analysis. In 2005, he left Altera to join our Group as our R&D Manager and was promoted to CTO in 2006.

He currently sits on the board of several private limited companies.

Mr Wong Shee Kian is a member of the Remuneration Committee. He has no family relationship with any Directors or major shareholders of the Company.

PROFILE OF DIRECTORS (CONT'D)

NG CHIN WAH

Executive Director / Chief Financial Officer



Nationality: **MALAYSIAN**



Age: **42**



Gender: **MALE**



Date of appointment as
Executive Director:

13 JANUARY 2017



Ng Chin Wah, a Malaysian, male, age 42, is our Executive Director / Chief Financial Officer ("CFO"). He was appointed as Executive Director on 13th January 2017 and subsequently appointed as CFO on 1st March 2017. He graduated from University of Malaya with a Bachelor Degree in Accountancy (Honours) in 2003. He is a Chartered Accountant and a member of Malaysian Institute of Accountants.

He started his career in 2003 as an Audit Assistant with Ernst & Young, Penang. In 2009, Mr Ng joined our Group as the Finance Manager. In March 2017, he was appointed as the CFO. He is responsible for the overall finance and accounts functions of our Group.

He was awarded "Best Chief Financial Officer for Investor Relations Under Small-Cap Companies Category" at the Investor Relations Awards 2018 by Malaysian Investor Relations Association ("MIRA").



He has no family relationship with any Directors or major shareholders of the Company.

PROFILE OF DIRECTORS (CONT'D)

IDEA

ONG CHONG CHEE

Independent Non-Executive Director

	Nationality: MALAYSIAN
	Age: 45
	Gender: MALE
	Date of appointment as Independent Non-Executive Director: 20 July 2015

Ong Chong Chee, a Malaysian, male, aged 45, is our Independent Non-Executive Director. He was appointed to the Board on 20th July 2015.

He started his career as a Tax Consultant in Deloitte in 1998. He left Deloitte in 2005 and subsequently, he set up Moore Advent Tax Consultants Sdn Bhd ("Moore Advent") in 2005.

He is a member of the Association of Chartered Certified Accountants, UK ("ACCA") since 2002 and a fellow member of ACCA since 2007. He is a fellow member and a chartered tax practitioner of the Chartered Tax Institute of Malaysia, a chartered accountant of the Malaysian Institute of Accountants, a certified public accountant of the Malaysian Institute of Certified Public Accountants, an associate member of The Institute of Internal Auditors Malaysia, and an income tax agent licensed by the Ministry of Finance.

He is currently an independent director of CYL Corporation Berhad, a manufacturing company listed in Main Board of Bursa Malaysia and several private listed companies.

Mr Ong Chong Chee is the Chairman of the Audit Committee and the Nomination Committee, and a member of the Remuneration Committee and the Risk Committee. He has no family relationship with any Directors or major shareholders of the Company.

PROFILE OF DIRECTORS (CONT'D)

FRIISCOR HO CHII SSU

Independent Non-Executive Director

Friiscor Ho Chii Ssu, a Malaysian, male, aged 50, is our Independent Non-Executive Director. He was appointed to our Board on 20th July 2015.

He graduated with a Master of Business Administration from Malaysian Institute of Management and the University of Bath, UK in 2002. He started his career as an Integrated Circuit Designer at Intel Technology Sdn Bhd in 1995. In 2005, he joined Jaalaa Malaysia Sdn Bhd as the Director of Engineering ("DOE") where he went on to set up an R&D and operations engineering center.

He has almost 25 years of experience in broad, high technology industries ranging from Integrated circuit ("IC") design, test development and many more. Since 2015, he has held a leadership role in global managed and support services inclusive of network operations centre ("NOC"), security operations centre ("SOC"), just to name a few.

Mr Friiscor Ho Chii Ssu is the Chairman of the Risk Committee and the Remuneration Committee, and a member of the Audit Committee and Nomination Committee. He has no family relationship with any Directors or major shareholders of the Company.



Nationality: **MALAYSIAN**



Age: **50**



Gender: **MALE**




Date of appointment as Independent Non-Executive Director:

20 July 2015

Notes:

1. All the above Directors do not have any conflict of interest with the Company.
2. Other than traffic offences, none of the Directors of the Company have any convictions for offences within the past 5 years or any public sanction or penalty imposed by the relevant regulatory bodies during the financial year.
3. The Directors' shareholdings are as disclosed in this Annual Report.
4. None of the Directors of the Company hold or have held any Directorships in other public companies and listed issuers, save for Dato' Seri Lee Kah Choon and Mr Ong Chong Chee, details of which are as disclosed in their profile at page 14 and 19 respectively of this Annual Report.

PROFILE OF KEY SENIOR MANAGEMENT



ONG CHUIN TEIN

Senior R&D Director



Nationality:
Malaysian



Age:
43



Gender:
Male

**Date of appointment as
Senior R&D Director:**

1 April 2013

Ong Chuin Tein, a Malaysian, male, age 43, was appointed as Senior R&D Director on 1st April 2013. He graduated from University of Malaya with a Bachelor in Electrical Engineering degree in 2002.

In 2005, he joined our Group as a Project Manager and was subsequently promoted to Senior R&D Director. His journey with the Group was described as profoundly challenging and best suited his areas of interest. His extensive knowledge of market intelligence provide him a head start in developing products that are in tune with the market needs; from a wide array of PXle and AXle modules to high pin count digital testers.

He has no family relationship with any Directors or major shareholders of the Company. He does not hold any directorships in any other public companies and listed issuers.



LOW BOK SIEW

R&D Director

Low Bok Siew, a Malaysian, male, age 42, was appointed as R&D Director on 1st April 2013. He graduated from University of Malaya with a Bachelor in Electrical Engineering degree in 2002.

He joined our Group in 2005 as a Project Manager and was promoted to R&D Director in 2013. He has an extensive working experience in the Analog Mixed Signal, Switch Mode Power Supply designs.

He has no family relationship with any Directors or major shareholders of the Company. He does not hold any directorships in any other public companies and listed issuers.

Nationality:
Malaysian



Age:
42




Gender:
Male




**Date of appointment as
R&D Director:**

1 April 2013



PROFILE OF KEY SENIOR MANAGEMENT (CONT'D)



Moy Shin Fei, a Malaysian, male, age 42, was appointed as Senior Software Director on 1st April 2014 and subsequently appointed as Chief Architect of Software & Data Science on 5th March 2018. He graduated from University of Kebangsaan Malaysia with a Bachelor in Electrical, Electronics and System Engineering degree in 2002.

He joined our Group as the R&D Manager in 2005. He was promoted to Senior Software Director in 2014 and subsequently appointed as Chief Architect of Software & Data Science in 2018. He is responsible in defining our software roadmap and architecting scalable software. In tune with software market trend and transition, he plans our entry into Industry 4.0.

He has no family relationship with any Directors or major shareholders of the Company.

He does not hold any directorships in any other public companies and listed issuers.

Moy Shin Fei

*Chief Architect of Software
& Data Science*

Nationality: 
Malaysian

Age: 
42

Gender: 
Male

**Date of appointment as
Chief Architect of Software
& Data Science:
5 March 2018**



TAN E CHIANG

*Vice President of Product,
Sales & Marketing*

 Nationality:
Malaysian

 Age:
44

 Gender:
Male

**Date of appointment as
Vice President of Product,
Sales & Marketing:
5 March 2018**

Tan E Chiang, a Malaysian, male, age 44, was appointed as Senior Marketing Director on 1st April 2010 and subsequently appointed as Vice President of Product, Sales & Marketing on 5th March 2018. He graduated from University of Technology Malaysia with a Bachelor in Electrical Engineering degree majoring in Telecommunication in 1999.

He joined our Group in 2007 as the Marketing Manager. He was promoted to Senior Marketing Director in 2010 and subsequently appointed as Vice President of Product, Sales & Marketing in 2018. He is adept in long-term marketing strategy including product definition, market segmentation, brand building, and customers retaining. With his well-connected network, he has fortified the Group's brand foundation among the key players in the automated test equipment ("ATE") industry both locally and internationally. He is in charge of his extended team members in offshore to cater to the growing international customer base.

He has no family relationship with any Directors or major shareholders of the Company.

He does not hold any directorships in any other public companies and listed issuers.

PROFILE OF KEY SENIOR MANAGEMENT (CONT'D)

Sean Lin Hsiu-Hung, a Taiwanese, male, age 51, joined our group as Taiwan General Manager in 2015. He graduated from National Chiao Tung University of Taiwan with a Bachelor in Electronic Engineering majoring in Telecommunication in 1997.

He had a wide range of experience in the semiconductor test industry from managing the Asia region's outsourced assembly and test ("OSAT") companies through the supply chain of the global fabless' demand.

He is in charge to drive sales within Taiwan and he works closely with the marketing team in strategising new market penetration, creating opportunities, and optimising sales volume. Keeping track of global fabless requirements, he continues to grow sales volume through the demand of Asia's OSAT in the South East Asia and Far East.

He has no family relationship with any Directors or major shareholders of the Company.

He does not hold any directorships in any other public companies and listed issuers.

SEAN LIN
HSIU-HUNG

Taiwan General Manager



Nationality:
Taiwanese



Age:
51



Gender:
Male

**Date of appointment as
Taiwan General Manager:
2015**

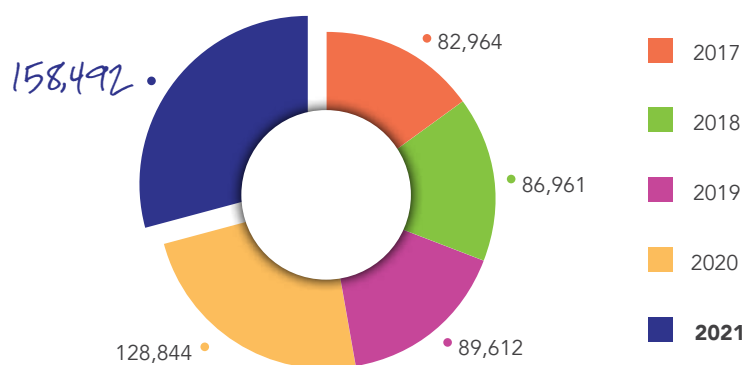
Notes:

1. All the above Key Senior Management do not have any conflict of interest with the Company.
2. Other than traffic offences, none of the Key Senior Management of the Company has any convictions for offences within the past 5 years or any public sanction or penalty imposed by the relevant regulatory bodies during the financial year.

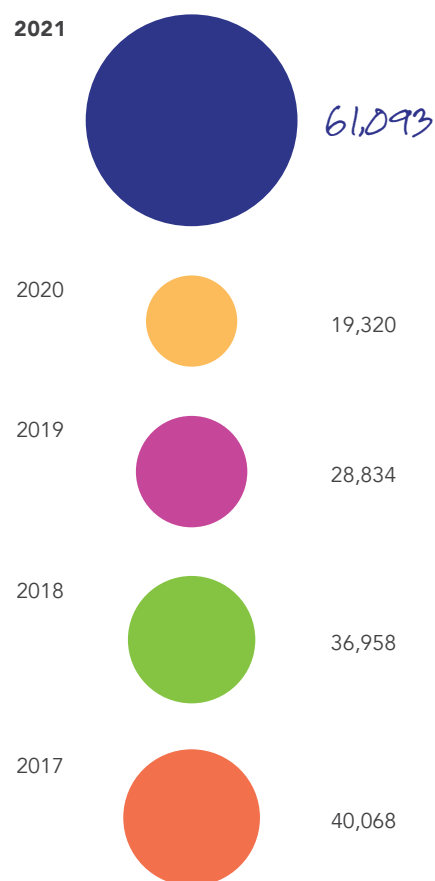
FINANCIAL HIGHLIGHTS

	2021 (RM'000)	2020 (RM'000)	2019 (RM'000)	2018 (RM'000)	2017 (RM'000)
Total assets	158,492	128,844	89,612	86,961	82,964
Equity	112,614	101,696	74,045	78,503	73,090
Revenue	61,093	19,320	28,834	36,958	40,068
Net profit/(loss)	10,450	(3,612)	(3,215)	5,296	7,552

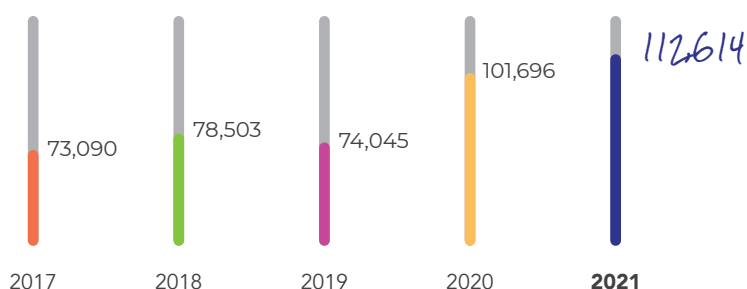
TOTAL ASSETS (RM'000)



REVENUE (RM'000)




EQUITY (RM'000)



NET PROFIT/(LOSS)

(RM'000)




MANAGEMENT DISCUSSION AND ANALYSIS

BUSINESS AND OPERATIONS

As a design house, Aemulus Holdings Berhad (“Aemulus”) architects and markets semiconductor testers or ATE. We focus primarily on RF and mixed-signal semiconductor test markets, followed by automotive and lighting markets. Our objective is to constantly enhance and provide test solutions that propel our customers towards optimum productivity and operational efficiency.

To achieve this objective, our strategies include: investing in research on new test methodologies, algorithms, test instrumentation designs, and test software; as well as research on how data science can help testers in predictive analysis and maintenance.



MANAGEMENT DISCUSSION AND ANALYSIS (CONT'D)

FINANCIAL PERFORMANCE REVIEW



REVENUE
(RM'000)

RM61.093 mil

▲
216%

increase RM41.773 mil, as compared to FYE2020



COST OF SALES
(RM'000)

RM28.741 mil

▲
307%

increase RM21.676 mil, as compared to FYE2020



GROSS PROFIT
(RM'000)

RM32.352 mil

▲
164%

increase RM20.098 mil, as compared to FYE2020



**RESEARCH AND
DEVELOPMENT EXPENSES**
(RM'000)

RM1.488 mil

▼
70%

decrease RM3.399 mil, as compared to FYE2020



**ADMINISTRATIVE
EXPENSES**
(RM'000)

RM20.122 mil

▲
44%

increase RM6.155 mil, as compared to FYE2020



**PROFIT/(LOSS)
AFTER TAX**
(RM'000)

RM10.450 mil

▲
389%

increase RM14.062 mil, as compared to FYE2020



MANAGEMENT DISCUSSION AND ANALYSIS (CONT'D)


FINANCIAL PERFORMANCE REVIEW (CONT'D)

In FYE2021, Aemulus achieved the highest revenue and PAT of RM61.1 million and RM10.5 million since its inception, representing a tremendous growth of 216% and 389% compared to FYE2020. The increase is attributable to the successful implementation of strategies in turning around the business. Undoubtedly, it was also the result of favourable sales from China and the Rest of the World market deriving from the increased demand of ATE after the outbreak of COVID-19.

Gross profit margin has decreased in FYE2021 due to the average gross profit margin in China's sales being lower. However, the lower gross profit margin for sales in China is compensated with higher sales volume.

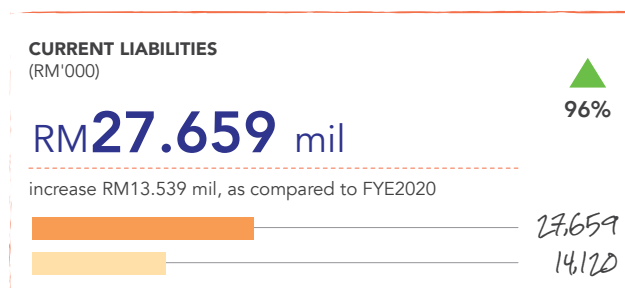
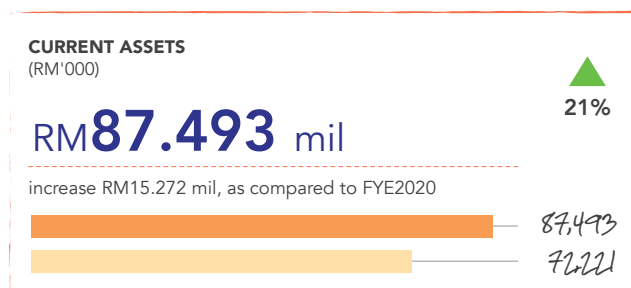
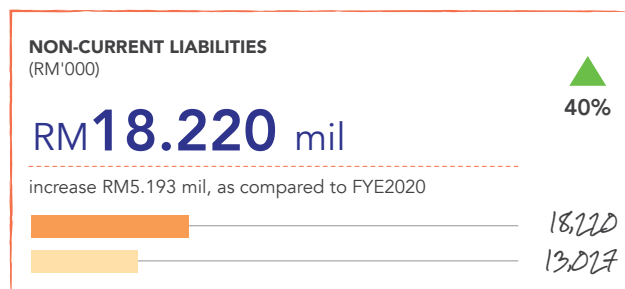
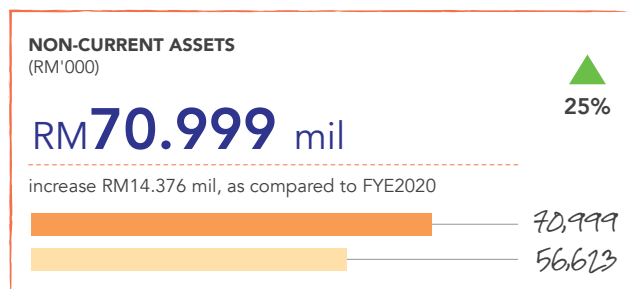
R&D expenses has decreased RM3.4 million as compared to FYE2020, attributable to the capitalisation of talent and materials cost spent in developing new test solutions to meet the market demand and enhancing our products features as we moved from research stage to development stage during the year.

Administrative expenses increased RM6.2 million in tandem with the expansion of our business activities which was mainly due to an increase in our talent pool; our total headcount increased from 130 to 182 staff within a year.



MANAGEMENT DISCUSSION AND ANALYSIS (CONT'D)

FINANCIAL POSITION REVIEW



NON-CURRENT ASSETS

The 25% increase in the Non-Current Assets category reflects several major investments made by Aemulus during the financial year, such as land transfer, capital injection into TMSS in China and our investment in R&D.

Aemulus Base, our iconic headquarters, was completed in July 2020. It is one of our most valuable assets which carries a value of RM28.7 million. An increase in PPE was mainly due to the successful transfer of the adjacent piece of land during the year which amounted to RM5.0 million.

The Group has injected an additional RM2.1 million into TMSS as the second phase capital injection in accordance with the joint venture agreement. As of to-date, we have injected RM3.3 million into TMSS.

R&D activities continue to drive our product development and delivery of advanced testing solutions to our customers. Talent costs & development materials invested in the R&D are capitalised accordingly, which amounted to RM5.6 million this year.

CURRENT ASSETS

The Group's current assets was RM87.5 million as of FYE2021 in comparison to RM72.2 million as of FYE2020. It was primarily due to the increase of trade receivables and an increase of contract assets by RM1.0 million. The increase in

trade receivables was due to higher sales generated towards the end of FYE2021 resulted in the corresponding increase in trade receivables. Majority of contract assets in FYE2021 are billed subsequently in FYE2022.

NON-CURRENT LIABILITIES

Long term loans have increased in tandem with the drawdown of term loans during the year to fund the transfer of land.

CURRENT LIABILITIES

Current liabilities have also increased to RM27.7 million in comparison to RM14.1 million in FYE2020. This was attributed to the increase in trade payables by RM3.6 million, contract liabilities by RM2.2 million and short term borrowings by RM5.6 million. Increase in trade payables is attributable to larger purchase of raw materials and stock up due to worldwide parts shortage to support our FYE2021 sales. Contract liabilities for FYE2021 are expected to be fulfilled and recognized in FYE2022. Increased in short term borrowings is attributable to utilisation of trade facilities such as banker acceptance and revolving credit to fund our operation of business and working capital.

DIVIDEND POLICY

We do not have an explicit dividend policy.

MANAGEMENT DISCUSSION AND ANALYSIS (CONT'D)

BRINGING YOU BACK TO THE MEETING TABLE WHEN THE MANAGEMENT DISCUSSED ABOUT OUR BUSINESS...

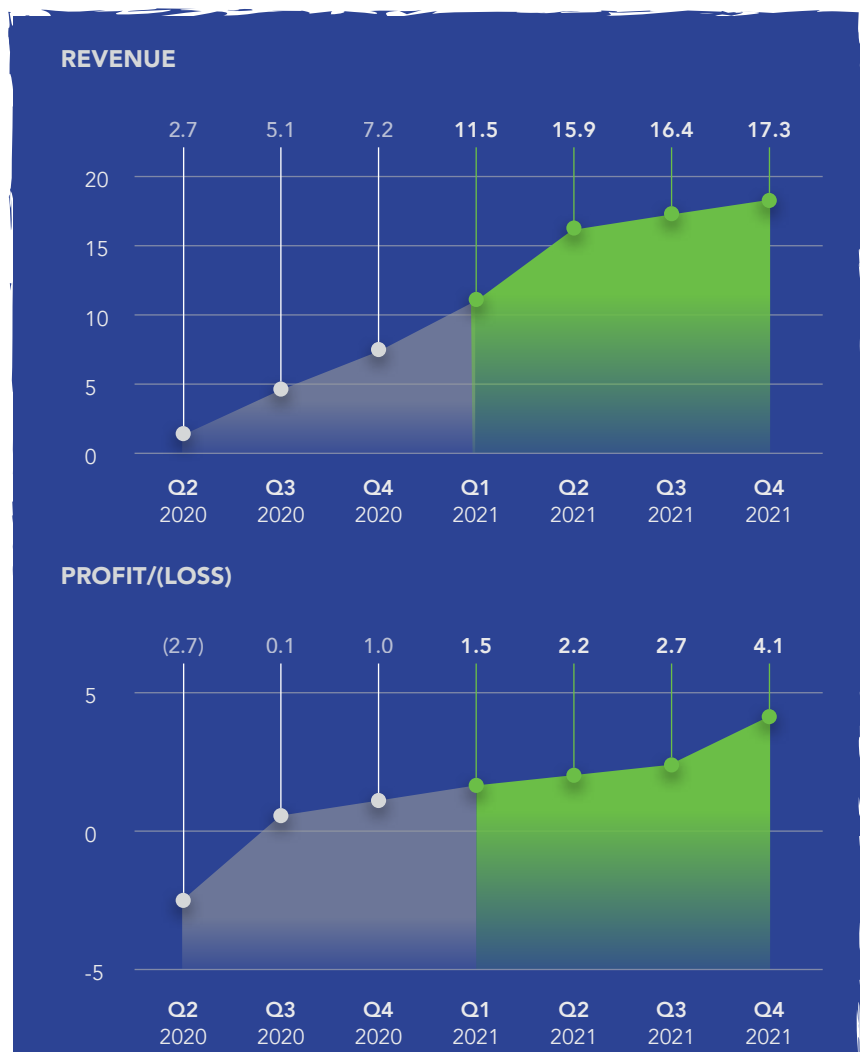

OVERVIEW OF BUSINESS ACTIVITIES, TRENDS AND OUTLOOKS

When Aemulus' CFO, Chin Wah keyed in the last variable in an Excel worksheet labeled with OPEX (operating expenditures), the number **10.5** immediately appeared in the formulated cell labeled with PAT (net profit after tax). He grinned, picked up his mobile and called the CEO. The person on the other side paused after hearing that number, beamed, and broke the silence, "Nice, send it out!" Sang Beng consented to email out the finalized accounts to the Board of Directors. The PAT was a RM10.5 million for FYE2021.

The delightful atmosphere at both sides could well be understood given the Group was in the red in the last two financial years. The financial numbers associated with FYE2021 accounts were impressive. Those indices were achieved not without challenges and disruptions. These made them even more striking.

Key Indices

The Group crafted a record revenue and a record profit of RM61.1 million and RM10.5 million correspondingly in FYE2021, at the backdrop of scourges of events and crisis that hit the semiconductor industry and global economy hard. Restrictive productivity associated with Movement Control Order (MCO) 2.0, 3.0, curtailed operations due to COVID-19 quarantine, and disruptions in supply chain caused by worldwide wafer and component shortages were some of the mentioned scourges the Group has braved through.



MANAGEMENT DISCUSSION AND ANALYSIS (CONT'D)



OVERVIEW OF BUSINESS ACTIVITIES, TRENDS AND OUTLOOKS (CONT'D)

Key Indices (cont'd)

Putting things into perspective, the Group gathered RM19.3 million of revenue and suffered a loss of RM3.6 million in the previous financial year. The differences were significant. Signs of recovery was noticeable towards the second half of FYE2020, when the Group started to turnaround in the third quarter of the previous financial year (Q3'20) with a small profit of RM0.1 million.

Out of the eight quarters spread over two financial years, the Group has reported a continuous growth in revenue and profit for seven (7) consecutive quarters. The last quarter of FYE2021 chalked a revenue of RM17.3 million and if this number is to be compared with the revenue of RM2.7 million in Q2'20, the Group has made a whopping 540% growth in just eighteen (18) months. PAT wise during the similar period, the Group flabbergasted the investors with a magnitude of RM6.8 million profit difference by making a mark of RM4.1 million profit in Q4'21, as compared to a loss of RM2.7 million in Q2'20. This lowest quarter result

happened when MCO 1.0 was declared in March 2020.

The financial performance FYE2021 of the Group started off with RM11.5 million of revenue and RM1.5 million of profits in Q1'21, ended with RM17.3 million of revenue and RM4.1 million of profit in Q4'21.

The Right Strategy

In a discussion among the senior management with regards to the financial performance in FYE2021, the general consensus was that the strategy deployed during the year was spot on.

"This year is our foundation year," mentioned by the CEO numerous times. The strategy, it was. Exactly what the Group did along the line of that strategy, circled around building or strengthening the foundation in various functions within the Group.

The strategy first echoed in Procurement and Operation functions. Other than being a CFO, Chin Wah heads the Group's operation too. The implementation of the strategy was more of a lesson learnt from the automotive industry. *"A shortage of semiconductors has left car firms unable to install the*

electronics that control entertainment systems, safety features and driving aids..." mentioned by the article, Pinned by chips published in The Economist in August, 2021. The best practice in the supply chain of the automotive and many other industries was based on *just-in-time* strategy, optimizing cash flow and production effectiveness.

And as the article continued, carmakers trimmed down orders of electronics predicting a weaker sales in 2020 and a slower recovery in 2021. The consequences were disastrous.

Procurement and Operation tweaked the strategy towards *just-in-case*, as opposed to *just-in-time*. Procurement went through structural changes including doubling up personnel in Procurement with focused assignments, putting the dynamics of risky materials into their radar and strengthening the relationship with suppliers, to name a few. They looked at instant statistics and numerical indicators rather than the conventional *plan-and-forget* tactics. The Management of Operation effectiveness was another key success factor too. *Plan-ahead* strategy is no longer effective, given the unpredictability of our production up-time and the delivery schedules from our suppliers. This happened due to the inconveniences associated with COVID-19 like quarantine of employees, 14-day-shut-down by health authorities and MCO at the vendor side.

The Management was motivated to deal with the scourges and acted swiftly in tandem with the volatility because the objective of Operation was well defined, *to meet the delivery schedule.*

MANAGEMENT DISCUSSION AND ANALYSIS (CONT'D)

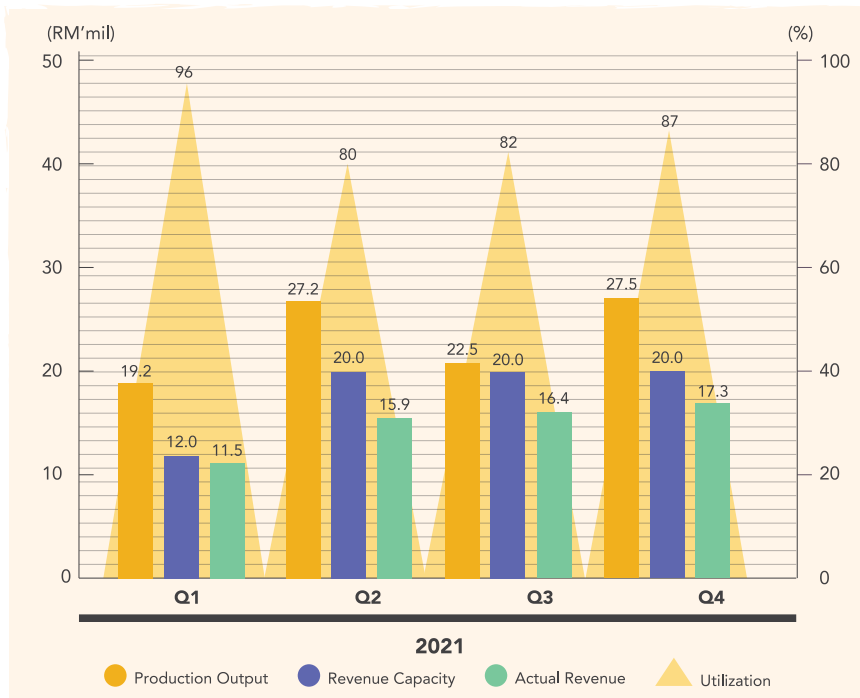
OVERVIEW OF BUSINESS ACTIVITIES, TRENDS AND OUTLOOKS (CONT'D)

Revenue Capacity

“What’s our revenue capacity?” was the question thrown out by the CEO in one of the Operation review meetings. The Head of Planning projected her screen and started explaining. “There are two items for me to share in regards to capacity. We can tell how much we have shipped for revenue using the sales number. Because for the past few quarters we worked till the very last hour of the quarter to meet our sales targets, we can safely say that the sales number is pretty close to our revenue capacity.”

She continued, “revenue capacity is a snapshot when we observe at the last workstation of our Production; on the other hand, production output is the revenue capacity plus the work-in-progress capacity. We put a percentage of completion to a few critical workstations and using those weightages, we are able to calculate the maximum capacity of our Operation.”


In fact, the exercise of doing such measurements started in Q1’21 but the Planners were not sure if this was an accurate calculation. They then continued to work out such measurements over the next three quarters. By now, they were convinced of the method to calculate and the data itself. That was an important milestone.



Why? If we refer back to the revenue (revenue capacity) of FYE2021, it reads RM61.1 million. Then we make reference to the revenue capacity chart above, it reads RM80.0 million for the maximum annual revenue capacity based on a single production site at Aemulus Base in Penang - we are not far from hitting the upper limit. This information was used to convince the Management and the Board to proceed for fund raising activity in order to expand the production capacity.



MANAGEMENT DISCUSSION AND ANALYSIS (CONT'D)

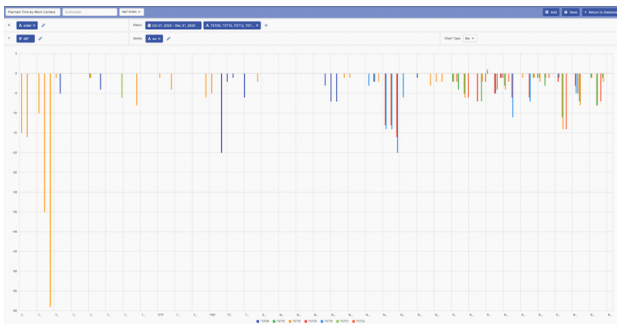


OVERVIEW OF BUSINESS ACTIVITIES, TRENDS AND OUTLOOKS (CONT'D)

Business Intelligence

"There's one thing I would like to mention here," the Head of Planning kept everyone from leaving the meeting room. A chart with lots of vertical color-coded lines was displayed on the screen. It was eye-catching.

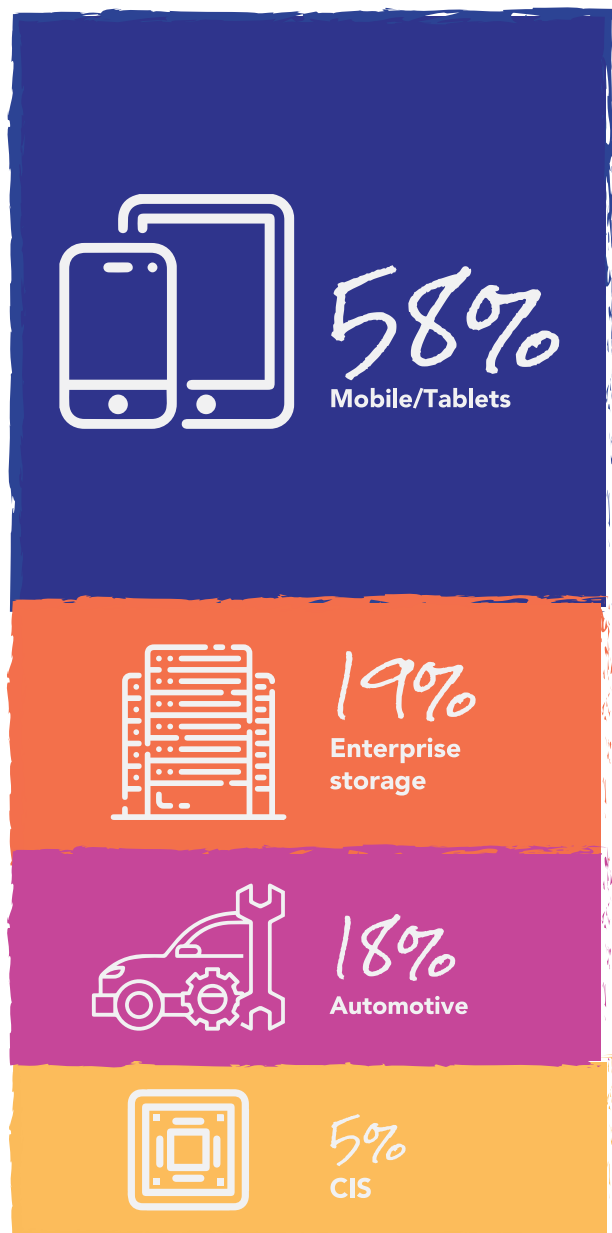
"We dumped every plan-till-complete-date data of each workstation in Enterprise Resource Planning ("ERP") to our Moridaru server," she then pointed her finger to where the Moridaru team sat, "they helped me to filter the data and I discussed the anomalies I observed with the AI team. Look at the chart!"



As the Head of Planning navigated the room through the chart, the anomalies appeared to be the vertical lines with significant length, as compared to their peers. These are so called the "over planned" workstations. Using the intelligence produced by Moridaru, bottlenecks were identified, and resolved; inefficient buffers were taken out, and optimized.

The result? The revenue capacity was optimized with an increase from RM12.0 million in Q1'21, to RM20.0 million in Q2'21, or a staggering 67% increase with negligible addition to capital expenditures, as illustrated in the chart above.

Revenue Composition & 5G Radio Frequency



MANAGEMENT DISCUSSION AND ANALYSIS (CONT'D)

OVERVIEW OF BUSINESS ACTIVITIES, TRENDS AND OUTLOOKS (CONT'D)

Revenue Composition & 5G Radio Frequency (cont'd)

The mobile/tablets market remained the largest contributor to the Group's revenue in FYE2021. The demand for radio frequency front-end semiconductor devices ("RFFE") pushes the sales of RF testers of the Group which mainly derives from China. The restrictions of traveling due to COVID-19 would have dwarfed the sales & marketing activities and revenue stream from China, given the Group has been operating from Malaysia; the conundrum was addressed by the rainfall-in-a-drought-like joint-venture company ("JV"), TMSS.

TMSS was incorporated in August 2020 in Jiashan, China. Despite the short period of establishment, TMSS has pulled its weight in contributing to the FYE2021 revenue. *"China has contributed 39% of our revenue in FYE2021, as compared to 11% in FYE2020,"* reported by the CEO in one of the quarterly investor briefings, *"not to forget that this increase in percentage is a multiplier of the three-times-revenue-jump from RM19.3 million in FYE2020 to RM61.1 million in FYE2021."*

By observing the significant increase in engineering activities in this region, and the positive demand forecasts shared by the customers, confidence is building for the Group to claim that China shall remain a strong region in revenue contribution when stepping into FYE2022. Similarly, the mobile/tablets market shall ride on that wave and stand firm as the dominant

market in our revenue composition for the same period.

In a research report published by the French research house, Yole Development in June 2020, there were approximately 83 million subscribers to 5G network. *"That number represents a mere 1% of the 6.1 billion mobile phone users in the world,"* highlighted by the CEO in a strategy meeting. *"We are just at the beginning of the runway,"* he explained. The Group designed AMB7600-SR, AMB7600-SR5 and AMB7300 testers to cater for the 5G radio frequency front-end devices market.

The enterprise storage market stood as the second largest contributor to the Group's revenue in FYE2021 (19%), closely followed by the automotive market (18%). The same year glimpsed complementary metal oxide semiconductor image sensor ("CIS") market with a small contribution of 5%.

CMOS Image Sensors

"The Board of Directors of the Company wishes to inform that Aemulus Corporation Sdn. Bhd. ("ACSB"), a wholly-owned subsidiary of the Company had on 16 June 2021, entered into a Purchase Agreement with a new customer based in China for the purpose of matters related to the delivery of the Group's 5600 series test systems over 3.5 years, subject to the receipt of purchase orders (the "Contract")," read in an announcement made by the Group on 4 August 2021. The value of the Contract was quoted as RM22.0 million over a period of 3.5 years.

As spelled out in the Contract, approximately one-third of the Contract value shall be recognized in FYE2022, but not without challenges and risks. These challenges and risks refer to the usual suspects in such challenging times: worldwide wafer and part shortages, restrictions of traveling, delay in shipments, inconveniences associated with COVID-19 mutations, just to name a few.

The CIS market is new to the Group. The glimpse of it in FYE2021 might understate its potential in FYE2022 and beyond. The success of securing such large order within 18 months from the day AMB5600-CIS testers made its debut was a great achievement. This CIS-specific tester model was customized from a generic AMB5600 tester solution which did not sell well in the generic form. To learn from the mistakes (in making generic testers) and rectify them within a reasonable timeframe was certainly worthy of commendation.

"China to Hold the Highest Market Share," Mordor Intelligence, a research house based in India made such a bold summary in one of their publications on the web. *"... According to Tsinghua University, China's market size of biometric recognition technologies is expected to reach CNY 34 billion in 2021,"* appeared as one of the salient points in the article. The Group believes that the future largest group of consumers shall be in the China market, and by having a foothold in that market through the Contract, the Group is confident of the success of AMB5600-CIS testers.

MANAGEMENT DISCUSSION AND ANALYSIS (CONT'D)


OVERVIEW OF BUSINESS ACTIVITIES, TRENDS AND OUTLOOKS (CONT'D)

R&D versus Third-Party

From the surface, we may be abounded with questions circling what made the venture into the CIS market seemed easy for the Company. It was never easy. After the Group identified the CIS market as one of the strategic market to focus on back in early 2020, the R&D team customized a design and implemented it in the generic 5600 testers. The R&D team then worked closely with a few targeted customers to enhance the performance of the testers, more importantly solving their pain points. The collaboration resulted in a better tester solution, later designated as AMB5600-CIS.

As we receded across the major markets of the Group the mobile/tablets (5G) and the CIS markets require more frequent updates or enhancements to the testers, as opposed to the automotive and enterprise storage markets. These progressions of development work are incremental, modular and scalable. They need heavy investment in monetary and human resources too. The Group spent RM7.3 million and RM7.0 million for R&D in FYE2020 and FYE2021 respectively. The number is expected to increase steadily over the next few years.

The debates over self-designs versus off-the-shelf-designs for new product development got heated in one wet October afternoon, when Penang fell in a rainy season with an average precipitation of over 400mm. *"Should we explore collaboration instead of either two?"* the CTO, Shee Kian suggested an alternative. *"Well, we can easily segregate the hardware*



acceleration part and the functional part. There are a few partners who are interested in collaborating with us: we use their functional part of the design and we focus on developing the hardware acceleration design," Shee Kian elaborated. *"I do agree with this idea. I think time-to-market is key,"* VP of Product, Sales & Marketing, E-Chiang concurred. Voices of agreements overwhelmed the room.

This marks a shift in R&D strategy going forward. Reinventing the wheel is something the Group wants to avoid; owning the intellectual property (IP) of designs makes the Group have control over the cost and competitive edge. The idea of collaboration by splitting the IP ownership is believed to work if the collaborating partners are the right ones. Certain binding agreements and control over the collaboration will most likely be applied when working with these partners.

An Obstacle Race

A cover page of The Economist on 9 October 2021 showing a small green apple standing lonely in a long three-layer-shelf, portraying an ambient of emptiness in our typical grocery mart. The headline reads *"The shortage economy: The world economy's shortage problem"*. The culmination of the article was right below the headline. It spelled *"Scarcity has replaced gluts as the biggest impediment to global growth"*.

But businesses need to continue. The impediment as described shall be seen as many obstacles with smaller magnitude by the Group. The supply chain conundrum that engulfs the world semiconductor industry which may last for another one or two years shall be considered as operational or management challenges to deal with on a daily basis. The journey until we get over the conundrum is an obstacle race.

MANAGEMENT DISCUSSION AND ANALYSIS (CONT'D)



OVERVIEW OF BUSINESS ACTIVITIES, TRENDS AND OUTLOOKS (CONT'D)

An Obstacle Race (cont'd)

The world shall most likely see relatively more countries opening up of their borders for business traveling. This is positive for companies but comes with additional costs in terms of time and human capital. Managing businesses in different geographical regions becomes more difficult. In fact, there is no one-strategy-for-all approach. The Group implements independent approaches to the sales & marketing strategy in different geographies and the approaches may change over time depending on the effectiveness. This at a minimum, gives the Group time to react if the objectives are not met.

The Group discussed the change of Procurement and Operation strategy previously. The just-in-time approach went well in FYE2021 but the Group could not rule out the negative effects associated with it. First of all, the raw material market is at a price hike satisfying the supply-

demand equation. In order to fulfill the demand for delivery, parts may come in at an extravagant tag. The South China Morning Post on 11 September 2021 reported that a total of RMB2.5 million fine was imposed on three chip distributors in China for abnormal price increase. Secondly, the inventory value in FYE2022 shall be at a much higher level. The operation planning may be required to extend its visibility from three months in the pre-Covid era to nine months going forward. Stocking up parts to address part shortage issues is unavoidable.

The journey in FYE2022 could be a rough one, an obstacle race. At each obstacle, the Group shall refer to instant data and statistics, more than the past long-historical information, not because they are erratic, but they may not be relevant. Using such information, tactical approaches instead of strategic plans are far more practical in overcoming the immediate obstacles. Partnerships, collaborations and work-together are aligned with the approach of leveraging on the strength of each party and this shall be the guidelines for the Management to win this obstacle race.



SUSTAINABILITY REPORTING

A FULFILLING BUCKET LIST & REWARDING GAINS



THE EMPLOYEE'S PERSPECTIVE

After several seconds of me struggling to adjust my gradient-coloured 4-ply mask (it has been an essential fashion accessory for the past year), I picked up my stainless steel utensils together with my eco-friendly bento box and marched into the pantry.

The sideways of the pantry's entrance was thronged with 3 recycle bins, 1 food waste disposal bin and 1 bento-box-recycling bin. It is apparent to me that the Group is taking their ESG initiative very seriously.

Not a surprise. **The Group has just recently bagged the annual Sustainability and CSR Malaysia Award 2021** that was held in Shangri-La Hotel Kuala Lumpur.

It was a clear sky on a Monday morning, all attendees can be seen suited-up and perfectly glammed for the event. Together with our CEO and Hooi Kar, I was jazzing to the live music that reverberated the Grand Ballroom. Thunderous claps can be heard each time an award recipient goes on stage.



It was an overwhelming and proud moment when "Aemulus Holdings Berhad" was announced. What's more significant is that the Group was the only one in the Manufacturing industry to receive this award. This is news and I was elated!

It was our First but it did not take us long enough to achieve our First milestone on our Sustainability journey. This award is a symbolism of recognition, commitment and the Group's lifelong efforts.





"6 o'clock." My watch indicates that it is time for some mental-soothing moments. I instantly caught a glimpse of some engineers scurrying to Level 2 Zone B. I, too, followed behind.

Stepping into Süleyman, the huffs and puffs of staff can be heard. Running on the treadmill, their shirts are drenched in sweat. A pair of fair-skinned "twins" (not literally) who are still donning their skirts chose to give a shot at the Pool table. A honey-coloured ping pong ball bounced to my right foot the next second. I picked it up and was returned with a "Thanks, mate!"

It was heartwarming to witness a stark difference from how it was empty with no human souls when we first moved into Aemulus Base previously - to the fully occupied and SOP-adherence Süleyman. Mind-blowing.



Congratulations!

CHAMPS!

No	Name	Kcal
1	Ang Jian Xiang	20,001
2	Wong Peng Yih	10,297
3	Ng Kee Keng	7,793
4	Yeoh Cheen Nee	5,928
6	Yeoh Zijie	5,494
5	Chai Shook Foon	5,263
7	Tan Ya Chi	3,767
9	Heng Siow Hoay	3,316
8	Ng Sang Beng	3,020
10	Wong Chiew Hong	2,623
11	Marcus Lee Lip Shoong	2,596
12	Hafiz Bin Abdul Rahman	2,554

THE-ALSO RANS!

who are close to achieve target!

No	Name	Kcal
1	Lee Kuok Leong	2,130
2	Ong Chuin Tein	1,681

THAT'S THE Spirit!

A FRUTTI-DUTTI-TEA-BREKKIE WITH CAPTAIN!

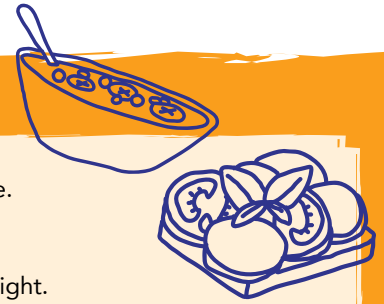
A mystery surprise gift box will be delivered to your doorstep, Stay Tuned!

My thoughts were distracted by the not-too-distant murmurs. "You've heard about the Highest-Calorie-Burned Challenge going on this month? Seems like the S&M guy is leading at the moment..."

As the Challenge came to an end, our Software Geek, Ryan, topped the list and one of our sports ladies, Cheen Nee, was the Winner for the Ladies category! See. The real differentiator of staying active in sports is the Mentality, not the Gender.

A-Spartan, the birth of our in-house Sports Club has been fruitful. Ping Pong tournaments, hiking trips, morning runs, Yoga / Tabatha classes, just to name a few - are attributable to the active promotion by the energetic A-Spartan committees. They strive to eliminate the common sedentary lifestyle amongst the office staff. They advocate the importance of a healthy body and mind.

SUSTAINABILITY REPORTING (CONT'D)



My empty stomach is rumbling again, but my Grabpay... it says 'RM6.00' in balance. Rummaging through my drawers for any light bites was to no avail as well.

"The Golden Trolley of Eatery will not disappoint perhaps", hoping silently that I was right.

Crossing The Town Hall in a couple of strides. True enough. There was a huge selection of savoury biscuits / light bites to munch on. And one thing in common? They are all sugar-free or low-in-sugar. **"That should keep my diet in check."**

Thinking of an accompaniment to my biscuits, I withdraw a coffee sachet from the pantry's mini rack. Taking a closer look at it, it is an original (OG) coffee - no added sugar. And the encouraging part? Sugar sachets are completely wiped out in Aemulus.

As I navigate through the cubicles, my daily bento lunch is here (finally!). Fish and Chips. My pick for the day is Western as I just had Belacan Chicken with rice yesterday.

Let's put up a checklist for our fully subsidised daily meals. Variety - checked. Taste - checked. Convenience - checked. Cost-saving - checked. Breakfast initiative was just rolled out BUT our Dinner subsidy has lived the same amount of time as our Lunch subsidy.



"I've just realised that there isn't any 'Marital Status' field in our Application Form. I thought that's the standard?" one of our wittiest Managers asked. Standard. Years of being in Aemulus and I've learned. The flaw in the world's system is that individuals are confined to a standard set of rules and norms.


But in Aemulus, the Company cultivates and lays a platform for individuals to shine

like a gem and Be Different. As a young lady myself, the amendment is notable. Gender diversity should be the New Norm instead - even when in a male-dominated industry. Exceptions like these should not be tolerated.

"Ideas that were shaped in the past should evolve in accordance to the time and modernity of the era", I

thought aloud. The birds must have overheard that they decided to quit chirping altogether. Cute. A unanimous response as if an indication of agreement.


GENDER



DIVERSITY

SUSTAINABILITY REPORTING (CONT'D)

Sitting behind the wheels of my 70km/h moving speed car, it was difficult to ignore the sight of white flags tied to the fence / balcony of houses. A quick glance at the news alert on my mobile phone. It reads **"Malaysian netizens have started the White Flag initiative to help out the needy..."**



This is alarming. The intermittent lockdowns imposed on us citizens have resulted in the lives of many to be unsettled and disrupted. Many were clueless on where to get help until this initiative went into motion.

Inspired by this initiative, our CEO instantaneously sprung into action. RM50,000 worth of funds were set aside to provide financial assistance to the family members of our staff who are in need.

'Victor Flag' is the name. In the Navy, flags are used to communicate among ships in the high seas. The letter V, for Victor Flag is a design of diagonal red crosses on a white background. It means, **"I require assistance."**

It was comforting to know that the Group cares about the well-being of our employees and their family members. **"Blessed."** A feeling I have deep within. To be a part of a sustainable long-term growth company that underlines the significance of ESG.








SUSTAINING 2022

AEMULUS MANAGEMENT TRAINING

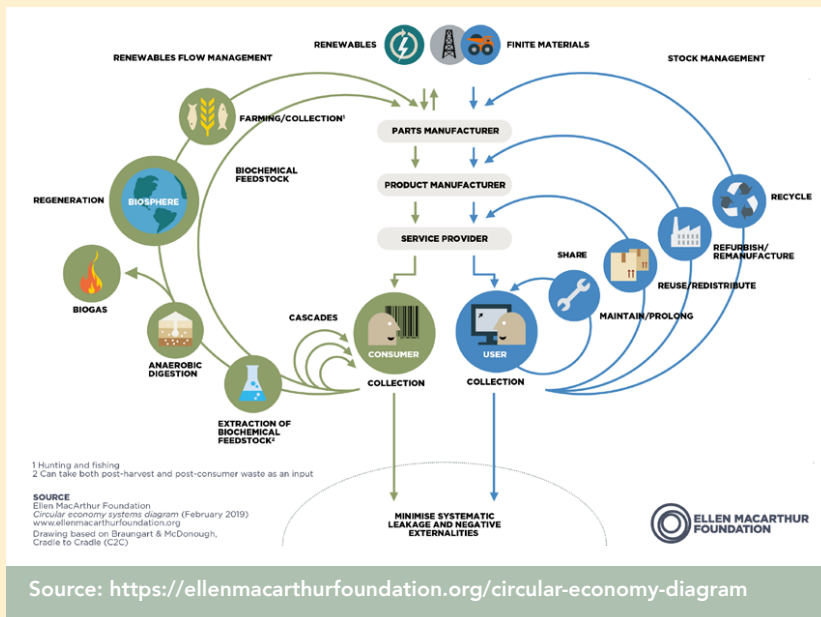
"To me, the training was unique, it was conducted as a series of ongoing debates. It was not so much of the topic per se, but the opportunity to observe and self-observe, over some time, how communication is as much about personalities, as it is about the points of the topics discussed... In the end, **successful communication is as a successful stage play, the awareness of the personalities on the stage is as important as the well-written script,**" concluded Martin after participating in a number of Aemulus Management Training. Such training is not the typical classroom type, instructor-led nor structured syllabus program; the training is a self-calibrated, self-learned and open discussions, literally a debate and no winner is necessary.



Marcus, strengthened the disparity, " it is different... We have topics for the managers to debate on and to share their personal thoughts. In this way, **we promote diversity of thoughts or what we call cognitive diversity, welcoming different perspectives...** The topics also centered around recent situations and challenges we face like on COVID-19 and ESG concerns, this helps in broadening our horizons" One of the topics of debate during the Aemulus Management Training reads "Exploring Diversity and Accepting Differences in Opinions" which tells it all. This topic was particularly impactful when Peter commented, "Managing conflicting opinions by participating in real life scenarios has given me the insight on how to properly lead and resolve situations in a fruitful manner. Through the scenario-based training, we were subjected to mixed responses and ideas"

On another occasion, Cheen Nee and Tien Chen strongly advocated that the world is not sustainable, unless drastic measures are being taken by mankind. The topic "**Is Our World Sustainable?**" triggered both to dive deeper into the fast fashion industry. From there, it was them who educated us that indeed the fashion industry was working hard to introduce brands which use recycled or sustainable materials because the players acknowledged the wastage associated with that industry, and therefore we should be supportive of those brands. This set the platform for them to voice out loud their opinions for topics related to sustainability. Cheen Nee mentioned eagerly, "**it's like a stage for a dance performance to me, and I always look forward to the next one.**"

AEMULUS GOES CIRCULAR



In one of the meetings with investors whereby I was asked to share about our Sustainability philosophy, one of them cut me off and said, "better focus on profit first." The rush of adrenaline resulted in my face flushing, certainly not because of shyness. I stuttered, paused and my eyeballs moved rapidly seeking for the right answer. Don't get me wrong. I was speechless not because I didn't have an answer to that question, rather because of the ignorance of the person in neglecting ESG.

"Prof Khaled Soufani, Director of the Circular Economy Centre (CEC) of University of Cambridge Judge Business School might have an answer to your concern, by the way..." Help came in. "The 3P's were repeatedly highlighted by him, People, Planet and

Profit. People for Social, Planet for Environment and Profit for Economic," our CEO told the audience.

As a matter of fact, in an interview with *The Edge* in which the article, *Circular Economy: Aemulus Plans to be Circular* (<https://www.theedgemarkets.com/article/circular-economy-aemulus-plans-be-circular>) was published in December 2021, he explained once before, "Proper corporations should do something bigger and have a bigger purpose. The topic of ESG didn't really resonate with me until the programme taught me about the [priorities of] people, planet and profit ... If a company is not making money, we are wasting natural resources."

Then, how could the Sustainability effort not have anything to do with profit?

"As a corporation, we believe that we could make a more impactful effort. Starting 2022, I'll be given a noble and meaningful assignment which is to dedicate my work towards turning Aemulus business into a circular economy model," I proudly declared. The mentioned article by *The Edge* further elaborated one of the methods to do so. We could re-architect our test modules such that we separate the functional submodule (which could become obsolete over time) from the processing submodule (which the life cycle is much longer). The processing submodule could then be repurposed for educational means or recycled into a new system with informed purchase by the customers, **not without challenges**.

One of the earliest drivers of the Circular Economy concept is Ellen MacArthur Foundation. The Foundation defines the Circular Economy as "a generic term that describes an economy that is regenerative by design. A Circular Economy is therefore an economic system which was designed to reuse materials for multiple production cycles, so as to reduce waste." This is a perfect reference for us to start from. The Foundation has done its serious and impactful work on this topic.


FY2022, IT'S OUR TURN NOW.

AEMULUS' CHRONOLOGICAL SUMMARY OF 2021 EVENTS

Travelling Back in Time

"Passengers, buckle up!

We are now travelling at the speed of light. Don't lose your grip! We should arrive in no time."



A strong beam of lights blinded everyone...

THE SHARK TANK

The year was filled with multi-colours - various pops of colours added intense glow to our Base. It illuminates. Rather than the mundane boardroom-like meeting, the Management spiced things up with the proposal of "Software in the Shark Tank". It was a 1-day event for the Software Team to pitch about their ideas and the winning Team was rewarded.

The battle was heated. Their burning spirits to bag the Gold prize was evident. The stern-looking Panels weren't an easy opponent to begin with. As the Software Team(s) braved the challenge, they were applauded for the feat they put up.



AEMULUS' CHRONOLOGICAL SUMMARY OF 2021 EVENTS (CONT'D)



UNITY AS ONE

Fast forward to the fulfilling month of the ramped-up operations to meet the high demands in Q2'21. The Operation Team was able to heave a sigh of relief when it came to the end of the fruit-bearing season. "Unity as One" was coordinated and put together to credit their hard work. A pleasant surprise for the Arsenal dwellers to shake it off.

The games were specially curated, by two talented Team Building Specialists. The central focus was to strengthen the bond between our staff, promote unity and encourage open communication. The plus point? Our staff is rejuvenated and their productivity was improved.



Smaller events were scattered throughout the year. We have the finest hospitality and a lavish setup to welcome our guests. Either Chinese, Western or Nyonya we have an option for you - just tell us your preference and voila! Your piping hot meal is served.

This year has been fulfilling and we anticipate that FYE2022 wouldn't be any less.



CORPORATE GOVERNANCE OVERVIEW STATEMENT

The Board of Directors (“**Board**”) is committed to ensure that a high standard of corporate governance is practised throughout the Company and its subsidiary (“**the Group**”) in discharging its responsibilities with integrity, transparency and professionalism to protect and enhance shareholders’ value and the financial position of the Group.

The Board is pleased to report on the application of the principles of the Malaysian Code on Corporate Governance (“**Code**”) and the extent of compliance with the recommendations of the Code during the financial year ended 30 September 2021.

The Board has also provided specific disclosures on the application of each Practices in its Corporate Governance Report (“**CG Report**”). The CG Report was announced together with the Annual Report of the Company on 7 January 2022. Shareholders may obtain this CG Report by accessing this link www.aemulus.com for further details.

PRINCIPLE A - BOARD LEADERSHIP AND EFFECTIVENESS

I) Board Responsibility

Roles and Responsibilities of the Board

The Board recognises its duties and responsibilities as detailed in the Board Charter as expectations on how they discharge their duties.

The Board assumes the following principal functions and responsibilities:-

- a) Review, approve and monitor the overall strategies and direction of the Group;
- b) Identify the principal risks and implement appropriate system to manage such risks;
- c) Oversee and evaluate the conduct and performance of the Group’s business;
- d) Review the adequacy of the Group’s internal control policy;
- e) Succession planning, including appointing, assessing training needs and fixing the compensation of the Directors; and
- f) Ensures senior management has sufficient calibre and a succession plan is in place to ensure continuity of management.

The Board has delegated specific duties to four (4) subcommittees (Audit, Nomination, Remuneration and Risk Committees). These Committees have the authority to examine particular issues and report the same to the Board with their recommendations. The ultimate responsibility for the final decision on all matters, however, lies with the Board.

The presences of Independent Non-Executive Directors are necessary for the corporate accountability as they provide unbiased and independent views. Even though all Directors have equal responsibility for the Group’s operations, the role of Independent Non-Executive Directors is particularly important in ensuring the strategies proposed by the management are discussed and examined while taking into account the long-term implications of the business, the Group, shareholders and other stakeholders’ interests.

The Board is alert to the possibility of potential conflicts of interest involving the Directors and the Company and affirms their commitment to ensure that such situations of conflicts are avoided.

Board Charter

The Board has adopted a charter to provide a reference for Directors in relation to the Board’s role, duties and responsibilities, division of responsibilities between the Board, the Board Committees, the Chairman and Chief Executive Officer. The Board Charter is subject to review periodically in order to ensure consistency with the Board’s strategic intent and relevant standards of corporate governance.

CORPORATE GOVERNANCE OVERVIEW STATEMENT (CONT'D)

PRINCIPLE A - BOARD LEADERSHIP AND EFFECTIVENESS (CONT'D)

I) Board Responsibility (cont'd)

Clear Functions of the Board and Management

To ensure the effective discharge of its functions and responsibilities, the Board Charter of the Company clearly set out the relevant matters that are reserved for the Board's approval, as well as those that are delegated to the Board Committees, Independent Non-Executive Chairman and Chief Executive Officer.

Key matters reserved for Board's decision include, *inter alia*, the following:-

- a) Approval of business strategy and Group's operational plan and annual budget;
- b) Acquisition and disposal of assets of the Company or its subsidiary that are material in nature;
- c) Approval of investment or divestment in a company / business / property / undertaking;
- d) Approval of investment or divestment of a capital project which represents a significant diversification from the existing business activities;
- e) Any other significant business direction; and
- f) Corporate proposal on fund raising.

Code of Conduct and Ethics

The Board has also adopted a Code of Conduct and Ethics which is incorporated in the Board Charter of the Company. The said Code sets forth the expectations of the Company for its Directors and describes sound principles and standards of good practice that each Director is expected to uphold. It is formulated to enhance the standard of corporate governance and promote ethical conduct of the Directors.

Directors are required to uphold the highest integrity in discharging their duties and in dealing with stakeholders, customers, employees and regulators.

In line with the new Section 17A of the Malaysian Anti-Corruption Commission Act 2009 on corporate liability for corruption which come into force on 1 June 2020, the Board had on 22 May 2020, approved and adopted an Anti-Bribery and Corruption Policy ("**ABC Policy**") to prevent the occurrence of bribery and corrupt practices in relation to the Group's businesses.

The ABC Policy can be accessed through the Company's website (<http://www.aemulus.com>).

Whistle Blowing Policy

The Board recognises the importance to put in place a Whistle Blowing Policy, which provides an avenue for employees to make good-faith disclosure and report instances of unethical, unlawful or undesirable conduct without fear of reprisal. The Whistle Blowing Policy can be accessed through the Company's website (<http://www.aemulus.com>).

Promoting Sustainability

The Group recognises the environmental, social and governance aspects of sustainability as key elements in formulation of its objectives and strategies. The Group also recognises the need to safeguard and develop the workforce, strengthen stakeholders' relationship and protect the interest of shareholders. The sustainability activities are set out in the Sustainability Statement.

CORPORATE GOVERNANCE OVERVIEW STATEMENT (CONT'D)

PRINCIPLE A - BOARD LEADERSHIP AND EFFECTIVENESS (CONT'D)

I) Board Responsibility (cont'd)

Board Meetings and Access to Information and Advice

The Board members have full and unrestricted access to information on the Group's business and affairs in discharging their duties. All Directors are provided with the agenda and a full set of Board papers before each Board Meeting is convened. In addition to discussing the Group's performances in the meeting, certain matters which are reserved specifically for the Board's decision are discussed.

Senior management staff, investment bankers, accountants or solicitors will be appointed to act as advisers for any corporate proposal to be undertaken by the Group, and will be invited to attend Board meetings at which the corporate proposal is to be deliberated, in order to provide the Board with professional opinion and advice, and to clarify issues that may be raised by any Director.

The Board is regularly updated and advised by the Company Secretaries on new statutory as well as regulatory requirements. Every member of the Board has ready and unrestricted access to the advice and services of the Company Secretaries and the senior management. The Company Secretaries attend all Board and Board Committees' meetings and ensure that meetings are properly convened and that accurate and proper records of the proceedings and resolutions passed are taken and maintained.

Where appropriate, the Directors may obtain independent professional advice at the Company's expense on specific issues to enable the Board to make well-informed decisions in discharging their duties on the matters being deliberated.

Company Secretaries

The Board is of the view that the current Company Secretaries are suitably qualified, competent and can support the Board in carrying out its roles and responsibilities. The Board obtained appropriate advice and services, if necessary, from the Company Secretaries to ensure adherence to Board meeting procedures and compliance with regulatory requirements.

Board Meetings and Time Commitment

The Board is satisfied with the time commitment given by the Directors of the Company in discharging their duties for the financial year ended 30 September 2021. The Directors also understand their responsibility to notify the Chairman before accepting any new directorship.

The Board is scheduled to meet at least four (4) times a year, with additional meetings to be convened when necessary. The Board met five (5) times during the financial year.

CORPORATE GOVERNANCE OVERVIEW STATEMENT (CONT'D)

PRINCIPLE A - BOARD LEADERSHIP AND EFFECTIVENESS (CONT'D)

I) Board Responsibility (cont'd)

Board Meetings and Time Commitment (cont'd)

The Directors' attendance at the Board meetings during the financial year ended 30 September 2021 were as follows:-

Name of Directors	Attendance
Chok Kwee Bee (<i>resigned on 8 February 2021</i>)	3/3
Ng Sang Beng	5/5
Yeoh Chee Keong	5/5
Wong Shee Kian	5/5
Ong Chong Chee	5/5
Friiscor Ho Chii Ssu	5/5
Ng Chin Wah	5/5
Dato' Seri Lee Kah Choon (<i>appointed on 9 February 2021</i>)	2/2

Directors' Training

The Board acknowledges the importance of continuous education and training to enable effective discharge of its duties and encourage Directors to attend talks, training programmes and seminars to update themselves on new developments in the business environment. The Board will through the Nomination Committee evaluate and determine the training needs of its Directors on an annual basis.

All Directors have attended and successfully completed the Mandatory Accreditation Training Programme as required by Bursa Malaysia Securities Berhad ("**Bursa Securities**"). They have also attended various continuous education programmes such as seminars and conferences.

The following members of the Board had attended various undermentioned programmes:-

Name	Mode	Title of Training
Ng Sang Beng	Conference	How does 90% Vaccination Rate Help in Herd Immunity?
	Conference	Is Our World Sustainable?
	Conference	Exploring Diversity and Accepting Differences in Opinions
Yeoh Chee Keong	Webinar	Circular Economy and Sustainability Strategies
	Seminar	Scope & Materiality in Sustainability Reporting
Wong Shee Kian	Conference	5G Tech Summit Forum 2021
	Coursework	Master of Science (Data Science and Analytics), USM

CORPORATE GOVERNANCE OVERVIEW STATEMENT (CONT'D)

PRINCIPLE A - BOARD LEADERSHIP AND EFFECTIVENESS (CONT'D)

I) Board Responsibility (cont'd)

Directors' Training (cont'd)

The following members of the Board had attended various undermentioned programmes (cont'd):-

Name	Mode	Title of Training
Ong Chong Chee	Conference	2021 National Tax Conference
	Seminar	Unclaimed Money Act
	Workshop	Advocacy Sessions for Directors and Senior Management of ACE Market Listed Corporation
	Seminar	2022 Budget Seminar
Friiscor Ho Chii Ssu	Workshop	AOB Conversation with Audit Committees
	Workshop	Sustainability Reporting Workshop: Scope & Materiality in Sustainability Reporting
Ng Chin Wah	Workshop	Advocacy Sessions for Directors and Senior Management of ACE Market Listed Corporation
	Workshop	Advocacy Sessions for Directors and Senior Management of ACE Market Listed Corporation
	Conference	CFO Conference 2021: Driving Transformation, Accelerating Performance
Dato' Seri Lee Kah Choon (appointed on 9 February 2021)	Seminar	2022 Budget Seminar
	Forum	Post Covid-19: Opportunities for European Companies in the Robust Supply Chain & Ecosystem in Penang, Malaysia
	Forum	Penang - A Key Pillar to Malaysia's Trade (Europe)
	Forum	Semiconductor Equipment Supply Chain Ecosystem Development Sharing Session
	Workshop	i4SF Workshop Series: Briefing on MDEC Global Acceleration and Innovation Network programs
	Forum	E&E Industry in Penang, Malaysia: Way Forward

CORPORATE GOVERNANCE OVERVIEW STATEMENT (CONT'D)

PRINCIPLE A - BOARD LEADERSHIP AND EFFECTIVENESS (CONT'D)

II) Board Composition

Composition of the Board

The Board currently consists of seven (7) members, comprising four (4) Executive Directors and three (3) Independent Non-Executive Directors.

The Board is led by an Independent Non-Executive Chairman. The Non-Executive Directors complements the Board with a mix of industry-specific knowledge, skill, expertise and commercial experience. There is a clear division of responsibilities among directors to ensure a balance of power and authority. The number of Independent Directors is in compliance with the Listing Requirements of Bursa Securities for the ACE Market which requires the Board to have at least two (2) Independent Directors or 1/3 of the Board of Directors, whichever is higher, to be Independent Directors.

The brief profile of each Board member is presented under Directors' Profile of this Annual Report.

To assist the Board in the discharge of their duties effectively, the Board has delegated specific functions to certain committees, namely Audit Committee, Nomination Committee, Remuneration Committee and Risk Committee. Each committee will operate within its clearly defined terms of reference. The Chairman of the various committees will report to the Board on the outcome of the committee meetings.

Tenure of Independent Directors

The Board notes the recommendation of the Code on the tenure of an Independent Director should not exceed a cumulative term of nine (9) years. However, upon completion of the nine (9) years, the Independent Director may continue to serve the Board subject to the Director's re-designation as Non-Independent Director. In the event the Director is to remain designated as an Independent Director, the Board shall first justify and obtain shareholders' approval on a yearly basis.

Presently, the tenure of all the Independent Non-Executive Directors does not exceed a cumulative term of nine (9) years as recommended by the Code.

Separation of Roles of Chairman and Chief Executive Officer

The role of the Independent Non-Executive Chairman and Chief Executive Director are distinct and separate to ensure that there is a balance of power and authority. The Independent Non-Executive Chairman is responsible for the leadership, effectiveness, conduct and governance of the Board.

The Chief Executive Director has overall responsibility for the day-to-day management of the business and implementation of the Board's policies and decisions. The Chief Executive Director is responsible to ensure due execution of strategic goals, effective operations within the Group, and to explain, clarify and inform the Board on key matters pertaining to the Group.

All decisions of the Board are made based on decision of the majority and no single Board member can make any decision on behalf of the Board, unless duly authorised by the Board. As such, no single individual or a group of individuals dominates the decision-making process.

CORPORATE GOVERNANCE OVERVIEW STATEMENT (CONT'D)

PRINCIPLE A - BOARD LEADERSHIP AND EFFECTIVENESS (CONT'D)

II) Board Composition (cont'd)

Re-election of Directors

In accordance with the Company's Constitution, at the first Annual General Meeting of the Company, all the Directors shall retire from the office and be eligible for re-election and an election of Directors shall take place each year at the Annual General Meeting of the Company where one third (1/3) of the Directors for the time being, or, if their number is not three (3) or a multiple of three (3), then the number nearest to one third (1/3) shall retire from office and be eligible for re-election. All the Directors shall retire from office once at least in each three (3) years but shall be eligible for re-election. A retiring Director shall retain office until the close of the meeting at which he/she retires.

The Directors to retire in each year shall be those who have been the longest in office since their last election, but as between persons who became Directors on the same day, those to retire shall (unless they otherwise agree among themselves) be determined by lot.

The Directors shall have power at any time and from time to time to appoint any person to be a Director, either to fill a casual vacancy or as an addition to the existing Board but the total number of Directors shall not at any time exceed the number fixed in accordance with the Constitution of the Company. Any Director so appointed shall hold office only until the next following Annual General Meeting and shall then be eligible for re-election but shall not be taken into account in determining the Directors who are to retire by rotation at that meeting.

The details of the Directors seeking re-election at the forthcoming Seventh Annual General Meeting are disclosed in page 166 of this Annual Report.

Nomination Committee

The Nomination Committee comprises 3 Independent Non-Executive Directors. The Nomination Committee is chaired by an Independent Non-Executive Director of the Company.

The duties and responsibilities of the Nomination Committee are guided by its terms of reference. It meets as and when required but the Nomination Committee shall meet at least once a year.

The Nomination Committee is authorised by the Board to:-

- a) review the structure, size and composition of the Board;
- b) review the nomination for the appointment or reappointment of the Board members;
- c) recommend Directors who are retiring by rotation to be put forward for re-election; and
- d) ensure that all Board appointees undergo an appropriate introduction and training programmes.

CORPORATE GOVERNANCE OVERVIEW STATEMENT (CONT'D)

PRINCIPLE A - BOARD LEADERSHIP AND EFFECTIVENESS (CONT'D)

II) Board Composition (cont'd)

Nomination Committee (cont'd)

The Nomination Committee has developed criteria to assess the effectiveness of the Board, the Board committees and individual Director. The evaluation on the Board's effectiveness is divided into the following key areas:-

- Composition
- Strategy and entrepreneurship
- Legal and regulatory requirements
- Corporate governance, risk management and internal controls
- Audit, accounting, financial reporting and taxation
- Human capital
- Sales and marketing
- Production and quality assurance

The process also assesses the competencies of each Director in the areas of their contribution, performance, calibre and personality in relation to the skills, experience and other qualities they bring to the Board.

The Nomination Committee also undertakes annual assessment of the independence of its independent directors based on criteria of independence as per requirements of ACE Market Listing Requirements.

The Board recognises the importance of independence and objectivity in the decision-making process. The Board and its Nomination Committee in their annual assessment concluded that each of the three Independent Non-Executive Directors continue to demonstrate conduct and behaviour that are essential indicators of independence. Each of them continues to fulfill the definition and criteria of independence as set out in ACE Market Listing Requirements of Bursa Securities.

When considering new appointment, the Nomination Committee shall evaluate the balance of skills, knowledge and experience on the board, and, in the light of this evaluation prepare a description of the role and capabilities required for a particular appointment. In identifying suitable candidates the Committee shall consider candidates from a wide range of backgrounds and consider candidates on merit and against objective criteria, taking care that appointees have sufficient time available to devote to the position.

The Nomination Committee and the Board do not set any target on gender, ethnicity and age diversity. Currently, the Company will provide equal opportunity to candidates who have the necessary skills, experience, competencies and other attributes regardless of gender, ethnicity and age.

CORPORATE GOVERNANCE OVERVIEW STATEMENT (CONT'D)

PRINCIPLE A - BOARD LEADERSHIP AND EFFECTIVENESS (CONT'D)

II) Board Composition (cont'd)

Nomination Committee (cont'd)

The Nomination Committee had met four times during the financial year and the activities of the Nomination Committee are summarised as follows:-

- (a) Reviewed and assessed the balance composition of the Board members, the effectiveness of the Board as a whole, the committees of the Board and the contribution and performance of each individual director.
- (b) Assessed the performance of Independent Non-Executive Directors.
- (c) Reviewed and recommended the re-election of Directors who were retiring and seeking for re-election at the Sixth Annual General Meeting.
- (d) Reviewed the induction and training needs of Directors for the financial year ending 30 September 2021.
- (e) Reviewed the term of office and performance of an audit committee and each of its members.
- (f) Reviewed and recommended the appointment of new director.
- (g) Reviewed and recommended the change of board members and committees members.
- (h) Reviewed succession plan.
- (i) Reviewed the size of the board and number of independent directors.

The Nomination Committee is satisfied with the level of independence demonstrated by the Independent Non-Executive Directors as well as the result of the assessment on the effectiveness of the Board as a whole, the committees of the Board and the contribution of each individual director. The Nomination Committee is also satisfied with the performance of the audit committee as well as the performance of each of the audit committee members.

Workforce Diversity

The Group also has no immediate plans to implement a diversity policy as it is of the view that employment is dependent on each candidate's skills, experience, core competencies and other qualities, regardless of gender, ethnicity and age. The Group will provide equal opportunity to candidates with merit.

Remuneration Committee

The Remuneration Committee comprises 3 Independent Non-Executive Directors and 2 Executive Directors and is chaired by an Independent Non-Executive Director. It meets as and when required but the Remuneration Committee shall meet not less than once a year.

CORPORATE GOVERNANCE OVERVIEW STATEMENT (CONT'D)

PRINCIPLE A - BOARD LEADERSHIP AND EFFECTIVENESS (CONT'D)

II) Board Composition (cont'd)

Remuneration Committee (cont'd)

The Remuneration Committee is governed by its terms of reference and its primary function is to recommend to the Board from time to time, the remuneration framework and package of the Executive Directors in all forms to commensurate with the respective contributions of the Executive Directors. The Executive Directors are to abstain from deliberations and voting on the decision in respect of their own remuneration packages. The Board as a whole decides on the remuneration of the Non-Executive Directors, including the Non-Executive Chairman. The individual concerned should abstain from deliberations of their own remuneration packages. Directors' fees and Directors' benefits are subject to shareholders' approval at the Annual General Meeting.

The Remuneration Committee had met once during the financial year and reviewed the remuneration package of Executive Directors as well as Directors' fees and benefits for Directors.

In general, the remuneration is structured so as to link reward to corporate and individual performance, as in the case of the Executive Directors and senior management. As for the Non-Executive Directors, the level of remuneration reflects the experience and level of responsibilities undertaken by the particular Non-Executive Directors concerned.

The remuneration of the Directors of the Company for the financial year ended 30 September 2021, for the Company as well as the group basis are as follows:

	Salary, allowance, bonus and EPF (RM)	Benefit in kind (RM)	Indemnity given on insurance effected for any directors (RM)	Fee (RM)	Total (RM)
Group					
<u>Executive Directors</u>					
Ng Sang Beng	553,387	15,000	1,500	-	569,887
Yeoh Chee Keong	140,000	-	1,500	-	141,500
Wong Shee Kian	435,825	-	1,500	-	437,325
Ng Chin Wah	313,393	-	1,500	-	314,893
<u>Non-Executive Directors</u>					
Chok Kwee Bee (resigned on 8 February 2021)	4,000	-	-	21,430	25,430
Dato' Seri Lee Kah Choon (appointed on 9 February 2021)	1,000	-	1,500	38,570	41,070
Ong Chong Chee	5,000	-	1,500	50,000	56,500
Friiscor Ho Chii Ssu	5,000	-	1,500	50,000	56,500
Total	1,457,605	15,000	10,500	160,000	1,643,105

CORPORATE GOVERNANCE OVERVIEW STATEMENT (CONT'D)

PRINCIPLE A - BOARD LEADERSHIP AND EFFECTIVENESS (CONT'D)

II) Board Composition (cont'd)

Remuneration Committee (cont'd)

The remuneration of the Directors of the Company for the financial year ended 30 September 2021, for the Company as well as the group basis are as follows (cont'd):

	Salary, allowance, bonus and EPF (RM)	Benefit in kind (RM)	Indemnity given on insurance effected for any directors (RM)	Fee (RM)	Total (RM)
Company					
<u>Executive Directors</u>					
Ng Sang Beng	-	-	1,500	-	1,500
Yeoh Chee Keong	-	-	1,500	-	1,500
Wong Shee Kian	-	-	1,500	-	1,500
Ng Chin Wah	-	-	1,500	-	1,500
<u>Non-Executive Directors</u>					
Chok Kwee Bee (resigned on 8 February 2021)	4,000	-	-	21,430	25,430
Dato' Seri Lee Kah Choon (appointed on 9 February 2021)	1,000	-	1,500	38,570	41,070
Ong Chong Chee	5,000	-	1,500	50,000	56,500
Friiscor Ho Chii Ssu	5,000	-	1,500	50,000	56,500
Total	15,000	-	10,500	160,000	185,500

PRINCIPLE B - EFFECTIVE AUDIT AND RISK MANAGEMENT

Audit Committee

In assisting the Board to discharge its duties on financial reporting, the Board has established the Audit Committee, comprising 3 Independent Non-Executive Directors. The summary of the activities of the Audit Committee during the financial year ended 30 September 2021 are set out under the Audit Committee Report in this Annual Report.

Financial Reporting

The Board aims to present a balanced and clear assessment of the Group's financial positions and prospects in the financial statements and quarterly announcements to shareholders, investors and regulatory authorities in line with the financial reporting standards.

CORPORATE GOVERNANCE OVERVIEW STATEMENT (CONT'D)

PRINCIPLE B - EFFECTIVE AUDIT AND RISK MANAGEMENT (CONT'D)

Financial Reporting (cont'd)

The Board is assisted by the Audit Committee to oversee the financial reporting processes and the quality of financial reporting of the Group. All quarterly financial reports and financial statements are reviewed and discussed by the Audit Committee before they are tabled to the Board for consideration. The Statement of Directors' Responsibility in respect of the preparation of the annual audited financial statements is set out in page 71 of this Annual Report.

Internal Control and Risk Management

The Board recognises the importance of risk management and internal controls in the overall management processes.

In assisting the Board to manage the risks of the Company, the Board has established a Risk Committee, comprising 2 Independent Non-Executive Directors and 1 Executive Director and is chaired by an Independent Non-Executive Director.

The Risk Committee had met four times during the financial year and reviewed the terms of reference of risk committee and reviewed the risk management of the Group.

An overview of the state of internal controls and risk management within the Group is set out in this Annual Report under the Statement on Risk Management and Internal Control.

The Board has an overall responsibility in maintaining a sound internal control system that provides reasonable assurance of effective and efficient operations and compliance with the internal procedures and guidelines.

Internal Audit Function

The Group has outsourced the internal audit function to an independent professional firm, which is independent of the activities and operations of the Group. The Internal Auditors work within the scope of an audit plan, which has been approved by the Audit Committee, to review and test the adequacy and effectiveness of the internal controls of the Group. The External Auditors will, in the course of their statutory audit, conduct a review of the internal control procedures and highlight any internal control weaknesses which have come to their attention. All such findings and recommendations made by the Internal and External Auditors are reported to the Audit Committee. Any significant issues are discussed at the Audit Committee's meetings.

The Internal Auditors will follow up on all its recommendations to ensure that management has implemented them in a timely and appropriate fashion. The Internal Auditors support the Audit Committee in its role to assess the effectiveness of the Group's overall system of internal controls.

Details on the Statement on Risk Management and Internal Control are furnished in pages 69 to 70 of this Annual Report.

Relationship with Auditors

The Audit Committee discusses the nature and scope of audit and reporting obligations with the external auditors before commencement of audit engagement.

A transparent and appropriate relationship with the auditors, both internal and external has been established through the Audit Committee. The External Auditors are invited to discuss the annual financial statements, their audit plan, audit findings and other special matters that require the Board's attention.

CORPORATE GOVERNANCE OVERVIEW STATEMENT (CONT'D)

PRINCIPLE B - EFFECTIVE AUDIT AND RISK MANAGEMENT (CONT'D)

Relationship with Auditors (cont'd)

The Audit Committee is empowered by the Board to review all issues in relation to appointment and re-appointment, resignation or dismissal of External Auditors. The Audit Committee has assessed the suitability and independence of the External Auditors. The External Auditors have confirmed that they are independent throughout the conduct of audit engagement in accordance with terms of professional and regulatory requirements. Accordingly, the Audit Committee has recommended the re-appointment of the External Auditors at the Annual General Meeting of the Company.

PRINCIPLE C - INTEGRITY IN CORPORATE REPORTING AND MEANINGFUL RELATIONSHIP WITH STAKEHOLDERS

Corporate Disclosure Policies and Procedures

Along with good corporate governance practices, the Company is committed to provide to investors and the public with comprehensive, accurate and material information on a timely basis.

In line with this commitment and in order to enhance transparency and accountability, the Board has adopted an Internal Corporate Disclosure Policies and Procedures to facilitate the handling and disclosure of material information in a timely and accurate manner.

Leverage of Information Technology for Effective Dissemination of Information

Information of the Group is also accessible through the Company's website (<http://www.aemulus.com>) which is updated on a regular basis. Information available in the website includes among others the Group Annual Report, quarterly financial announcements, major and significant announcements and latest corporate developments of the Group.

Strengthen Relationship between Company and Shareholders

The Board recognises the value of investor relations and endeavours to maintain constant and effective communication with shareholders through timely and comprehensive announcements.

Conduct of General Meeting

The Annual General Meeting is the principal forum dialogue with all shareholders. The participation of shareholders and investors, both individual and institutional, at general meetings is encouraged whilst requests for briefings from the press and investment analysts are usually met as a matter of course.

Notice of Annual General Meeting and the annual report are sent to shareholders at least 28 days before the date of the meeting.

All the resolutions set out in the Notice of the last Annual General Meeting were put to vote by poll. The outcome of the Annual General Meeting was announced to Bursa Securities on the same meeting day.

COMPLIANCE WITH THE CODE

The Company is committed to achieve high standards of corporate governance throughout the Company and the Group, and the highest level of integrity and ethical standards in all of its business dealings.

This statement is made in accordance with a resolution passed in the Board of Directors' Meeting held on 22 December 2021.

ADDITIONAL COMPLIANCE INFORMATION

1. Material Contracts Involving Directors, Chief Executive or Major Shareholders' Interest

There were no material contracts entered into by the Company and its subsidiary involving interests of the Directors, major shareholder, chief executive who is not a director or major shareholders, either still subsisting at the end of the financial year or entered into since the end of the previous financial year.

2. Recurrent Related Party Transactions of a Revenue or Trading Nature

There was no recurrent related party transaction of a revenue or trading nature during the financial year ended 30 September 2021.

3. Utilisation of Proceeds

- (i) On 26 August 2020, the Company completed the listing of 54,940,000 new ordinary shares to third party investors through private placement. The placement shares were issued at an issue price of RM0.57 per share and total proceeds of RM31,315,800 was received from the said placement.

The total proceeds raised of RM31,315,800 has been utilised as follows:-

Details of Utilisation	Proposed Utilisation (RM'000)	Actual Utilisation (RM'000)	Balance of Proceed as at 14 December 2021 (RM'000)	Timeframe as stated in the announcement dated 11 August 2020 for utilisation of Private Placement Proceeds (RM'000)
Future viable investment(s)	7,000	-	7,000	Within 24 months
Research and development expenditure	7,000	(7,000)	-	Within 24 months
Partial repayment of bank borrowings	5,000	(5,000)	-	Within 6 months
Marketing, branding and customer support activities	1,500	(1,081)	419	Within 24 months
General working capital	10,616	(10,515)	-	Within 12 months
Estimated expenses in relation to the Proposed Private Placement	200	(301) ^	-	Within 1 month
	31,316	(23,897)	7,419	

Note:-

- ^ The actual amount incurred for expenses in relation to the Private Placement was RM0.301 million with the additional amount of RM0.101 million being reallocated from the amount earmarked for general working capital.

ADDITIONAL COMPLIANCE INFORMATION (CONT'D)

3. Utilisation of Proceeds (cont'd)

- (ii) On 13 December 2021, the Company completed the listing of 60,678,000 new ordinary shares at an issue price at RM1.05 per share and total proceeds of RM63.71 million was received from the said placement. The total proceeds of RM63.71 million from private placement exercise has not been utilised.

4. Audit Fees

During the financial year ended 30 September 2021, the amount of audit fees paid to external auditors by the Company and the Group respectively were as follows:-

	Audit Fee (RM)
Company	20,000
Group	65,000

5. Non-Audit Fees

During the financial year ended 30 September 2021, the amount of non-audit fee paid to the external auditors and its affiliates by the Company and the Group respectively were as follows:-

	Non-Audit Fee (RM)
Company	15,000
Group	21,000

Non-audit services rendered by Grant Thornton Malaysia PLT and their affiliates for:

- Review of statement on risk management and internal control
- Review of Interim Financial Report of the Group
- Taxation services

6. AEMULUS HOLDINGS BERHAD RESTRICTED SHARE PLAN ("RSP")

RSP is the only share issuance scheme of Aemulus Holdings Berhad in the financial year ended ("FY") 30 September 2021, a maximum of 10% of the issued shares of Aemulus Holdings Berhad (excluding treasury shares) ("Plan Share") are available at any point in time during the tenure of the RSP. Further information on the RSP is set out in the Directors' Report and Note 39 of the Annual Audited Financial Statements for FY 30 September 2021 in this Annual Report.

Brief details on the number of Plan Shares granted, vested and outstanding since the commencement of the RSP on 15 February 2016, FY 30 September 2016, FY 30 September 2017, FY 30 September 2018, FY 30 September 2019, FY 30 September 2020 and FY 30 September 2021 are set out in the table below:

ADDITIONAL COMPLIANCE INFORMATION (CONT'D)

6. AEMULUS HOLDINGS BERHAD RESTRICTED SHARE PLAN ("RSP") (CONT'D)

For the period from 15 February 2016 to 30 September 2016	Type of Grant	Total	Executive Director / Chief Executive	Senior Management	Other Selected Employees
Number of Plan Shares granted	-	-	-	-	-
Number of Plan Shares vested	-	-	-	-	-
Number of Plan Shares forfeited	-	-	-	-	-
Number of Plan Shares outstanding as at 30 September 2016	-	-	-	-	-

For the period from 1 October 2016 to 30 September 2017	Type of Grant	Total	Executive Director / Chief Executive	Senior Management	Other Selected Employees
Number of Plan Shares granted	RSP FY 2017	808,300	-	107,200	701,100
Number of Plan Shares vested	RSP FY 2017	-	-	-	-
Number of Plan Shares forfeited	RSP FY 2017	(21,500)	-	-	(21,500)
Number of Plan Shares outstanding as at 30 September 2017	Total	786,800	-	107,200	679,600

ADDITIONAL COMPLIANCE INFORMATION (CONT'D)

6. AEMULUS HOLDINGS BERHAD RESTRICTED SHARE PLAN ("RSP") (CONT'D)

For the period from 1 October 2017 to 30 September 2018	Type of Grant	Total	Executive Director / Chief Executive	Senior Management	Other Selected Employees
Number of Plan Shares granted	RSP FY 2018	940,000	-	167,100	772,900
	Total	940,000	-	167,100	772,900
Number of Plan Shares vested	RSP FY 2017	(337,000)	-	(53,600)	(283,400)
	RSP FY 2018	-	-	-	-
	Total	(337,000)	-	(53,600)	(283,400)
Number of Plan Shares forfeited	RSP FY 2017	(112,800)	-	-	(112,800)
	RSP FY 2018	-	-	-	-
	Total	(112,800)	-	-	(112,800)
Number of Plan Shares outstanding as at 30 September 2018	RSP FY 2017	337,000	-	53,600	283,400
	RSP FY 2018	940,000	-	167,100	772,900
	Total	1,277,000	-	220,700	1,056,300

For the period from 1 October 2018 to 30 September 2019	Type of Grant	Total	Executive Director / Chief Executive	Senior Management	Other Selected Employees
Number of Plan Shares vested	RSP FY 2017	(273,450)	-	(42,250)	(231,200)
	RSP FY 2018	(303,700)	-	(70,050)	(233,650)
	Total	(577,150)	-	(112,300)	(464,850)
Number of Plan Shares forfeited	RSP FY 2017	(63,550)	-	(11,350)	(52,200)
	RSP FY 2018	(220,600)	-	(13,500)	(207,100)
	Total	(284,150)	-	(24,850)	(259,300)
Number of Plan Shares outstanding as at 30 September 2019	RSP FY 2018	415,700	-	83,550	332,150
	Total	415,700	-	83,550	332,150

ADDITIONAL COMPLIANCE INFORMATION (CONT'D)

6. AEMULUS HOLDINGS BERHAD RESTRICTED SHARE PLAN ("RSP") (CONT'D)

For the period from 1 October 2019 to 30 September 2020	Type of Grant	Total	Executive Director / Chief Executive	Senior Management	Other Selected Employees
Number of Plan Shares granted	RSP FY 2020	1,775,300	-	-	1,775,300
	Total	1,775,300	-	-	1,775,300
Number of Plan Shares vested	RSP FY 2018	(206,600)	-	(70,050)	(136,550)
	Total	(206,600)	-	(70,050)	(136,550)
Number of Plan Shares forfeited	RSP FY 2018	(167,100)	-	(13,500)	(153,600)
	RSP FY 2020	(381,000)	-	-	(381,000)
	Total	(548,100)	-	(13,500)	(534,600)
Number of Plan Shares outstanding as at 30 September 2020	RSP FY 2018	42,000	-	-	42,000
	RSP FY 2020	1,394,300	-	-	1,394,300
	Total	1,436,300	-	-	1,436,300

ADDITIONAL COMPLIANCE INFORMATION (CONT'D)

6. AEMULUS HOLDINGS BERHAD RESTRICTED SHARE PLAN ("RSP") (CONT'D)

For the period from 1 October 2020 to 30 September 2021	Type of Grant	Total	Executive Director / Chief Executive	Senior Management	Other Selected Employees
Number of Plan Shares granted	RSP FY 2021	1,341,800	-	-	1,341,800
	Total	1,341,800	-	-	1,341,800
Number of Plan Shares vested	RSP FY 2018	(42,000)	-	-	(42,000)
	RSP FY 2020	(1,339,300)	-	-	(1,339,300)
	RSP FY 2021	(782,400)	-	-	(782,400)
	Total	(2,163,700)	-	-	(2,163,700)
Number of Plan Shares forfeited	RSP FY 2020	(55,000)	-	-	(55,000)
	RSP FY 2021	(62,400)	-	-	(62,400)
	Total	(117,400)	-	-	(117,400)
Number of Plan Shares outstanding as at 30 September 2021	RSP FY 2021	497,000	-	-	497,000
	Total	497,000	-	-	497,000

The aggregate maximum allocation of the options or shares to the Directors and senior management of the Group shall be at the discretion of the RSP scheme committee, subject to the By-Laws of the RSP. As at 30 September 2021, the actual percentage of Plan Shares granted to senior management was 5.64% of the total number of Plan Shares granted. The Company did not grant any Plan Share to Director for the FY 30 September 2021.

AUDIT COMMITTEE REPORT

The primary objective of the Audit Committee (“AC”) is to assist the Board in the effective discharge of its fiduciary responsibilities for corporate governance, financial reporting and internal control.

COMPOSITION OF AUDIT COMMITTEE

Mr Ong Chong Chee	Chairman (Independent Non-Executive Director)
Dato’ Seri Lee Kah Choon	Member (Independent Non-Executive Director / Chairman) <i>(appointed on 9 February 2021)</i>
Mr Friiscor Ho Chii Ssu	Member (Independent Non-Executive Director)

MEETINGS AND ATTENDANCE

There were five (5) Audit Committee meetings held during the financial year ended 30 September 2021. The record of attendance is as follows:-

Name of Committee Member	Attendance
Mr Ong Chong Chee	5/5
Ms Chok Kwee Bee <i>(resigned on 8 February 2021)</i>	3/3
Mr Friiscor Ho Chii Ssu	5/5
Dato’ Seri Lee Kah Choon <i>(appointed on 9 February 2021)</i>	2/2

In carrying out its duties, the Audit Committee reported to and updated the Board on significant issues and concerns discussed during the Audit Committee’s meetings and where appropriate, made necessary recommendations to the Board. The Secretaries were responsible to record all proceedings and minutes of all meetings of the Audit Committee.

SUMMARY OF ACTIVITIES OF THE AUDIT COMMITTEE

In line with the terms and reference of the AC, the following activities were carried out by the AC during the financial year ended 30 September 2021 (“FY2021”) in discharging its functions and duties:-

(i) Financial Reporting Oversight

- a) The AC reviewed the quarterly unaudited financial results and the annual audited financial statements of the Company with the finance team and thereafter recommended to the Board for approval, for announcement to Bursa Malaysia Securities Berhad as follows:

Date of meetings	Financial Statements
13 November 2020	Unaudited Fourth Quarter Interim Financial Report for the quarter ended 30 September 2020
23 December 2021	Draft audited financial statements for the financial year ended 30 September 2020
8 February 2021	Unaudited First Quarter Interim Financial Report for the quarter ended 31 December 2020

AUDIT COMMITTEE REPORT (CONT'D)

SUMMARY OF ACTIVITIES OF THE AUDIT COMMITTEE (CONT'D)

(i) Financial Reporting Oversight (cont'd)

a)	Date of meetings	Financial Statements
	4 May 2021	Unaudited Second Quarter Interim Financial Report for the quarter ended 31 March 2021
	29 July 2021	Unaudited Third Quarter Interim Financial Report for the quarter ended 30 June 2021

The AC reviewed the annual audited financial statements with the external auditors and finance team, focusing particularly on significant changes to accounting policies and practices, going concern assumptions, adjustments arising from the audits, compliance with the relevant accounting standards and other legal requirements to ensure compliance with the provisions of the Companies Act 2016 and the ACE Market Listing Requirements.

(ii) Oversee Activities of External Auditors in dealing with the Group

- a) On 13 November 2020, the AC reviewed and evaluated the performance and independence of the external auditors. The areas assessed were (a) caliber of external audit firm; (b) quality processes / performance; (c) audit team; (d) independence and objectivity; (e) audit scope and planning; (f) audit fees; (g) audit communications. The AC was satisfied with the performance and independence of the external auditors and recommended their re-appointment to the Board.
- b) On 13 November 2020, the AC reviewed the external auditors' audit findings report for financial year ended 30 September 2020.
- c) On 23 December 2020, the AC deliberated on the external auditors' report at its meeting with regard to the relevant disclosures in the annual audited financial statements for financial year ended 30 September 2020.
- d) On 23 December 2020, the AC reviewed the retirement of Messrs Grant Thornton as auditors of the Company and appointment of Messrs Grant Thornton Malaysia PLT as auditors of the Company at the 6th Annual General Meeting of the Company due to merger of their practice.
- e) On 29 July 2021, the AC discussed and reviewed the external auditors' audit planning memorandum for the FY2021 outlining their audit team, COVID-19 and adapting to the new normal, recent development of the Group, identified risks, audit approach, key audit matters, proposed audit timeline and reporting schedule, proposed audit fees and accounting treatment for reversal of Expected Credit Loss ("**ECL**").

The AC also reviewed the audit fees of the external auditors for the ensuing year prior to the Board of Directors for approval.

- f) The AC met 2 times with the external auditors on 13 November 2020 and 29 July 2021 respectively without the presence of the Executive Directors and management staff to discuss any issues of concern to the External Auditors arising from the annual statutory audit.

AUDIT COMMITTEE REPORT (CONT'D)

SUMMARY OF ACTIVITIES OF THE AUDIT COMMITTEE (CONT'D)

(iii) Internal Audit ("IA")

- a) The internal auditors presented its findings together with recommendation and management action plan to the AC for review on 8 February 2021 and 29 July 2021 respectively. The internal auditors have conducted review on internal control focusing on the following areas:-

Audit Areas	Reporting Date
(i) Conversion and production of the Company	8 February 2021
(ii) Review of management of corporate liability of Aemulus Corporation Sdn. Bhd.	29 July 2021

Some weaknesses in internal control were identified for the year under review and measures have been or are being taken to address the areas of weaknesses. The internal auditors monitored the implementation of management's action plan on outstanding issues through follow up reports to ensure that all key risks and control weaknesses are being properly addressed.

- b) On 13 November 2020, the AC reviewed and approved the appointment of Messrs. BDO Governance Advisory Sdn. Bhd. as Internal Auditors of the Company for FY2021.
- c) On 13 November 2020, the AC also reviewed and assessed the internal audit function. The AC concluded that the scope, functions, competency and resources of the internal audit function are adequate and that it has the necessary authority to carry out its work.
- d) On 13 November 2020, the AC reviewed and approved the internal audit plan for calendar year of 2021.

(iv) Related Party Transaction

- a) Reviewed any related party transaction and conflict of interest situation that may arise within the Company and the Group including any transaction, procedure or course of conduct that raises the questions on management integrity.

(v) Other matter considered by Committee

- a) On 23 December 2020, the AC reviewed the AC Report for inclusion in the Annual Report.

AEMULUS HOLDINGS BERHAD RESTRICTED SHARE PLAN

Aemulus Holdings Berhad Restricted Share Plan ("RSP") which had been approved by the shareholders of the Company at an Extraordinary General Meeting held on 12 December 2014 and shall be in force for a duration of five years from 15 February 2016 until 14 February 2021. The Board of Directors of Aemulus had on 18 January 2021 announced that the Company had extended its existing RSP which was expired on 14 February 2021 for another 5 years until 14 February 2026 in accordance with the terms of the By-Laws of the RSP.

The Company has granted 844,800, 497,000 and 268,700 ordinary shares under the RSP to the eligible employees on 1 October 2020, 21 June 2021 and 1 October 2021 respectively and the vesting dates of the RSP shares offered will be on 30 September 2021, 20 June 2022 and 30 September 2022 respectively.

AUDIT COMMITTEE REPORT (CONT'D)

AEMULUS HOLDINGS BERHAD RESTRICTED SHARE PLAN (CONT'D)

During the financial year, the AC verified the grant of the RSP shares to the eligible employees for the financial year ended 30 September 2020 pursuant to the RSP. The grant was made in accordance with the criteria of grant as set out in the By-Laws of RSP.

INTERNAL AUDIT FUNCTION

The internal audit function is outsourced to an independent professional services firm to carry out internal audit services for the Group. Internal audit reports will be presented, together with Management's response and proposed action plans to the Audit Committee for deliberation. Where areas of improvements were required, it was highlighted to the Management for implementation. The Audit Committee monitored the progress of the implementation.

The Internal Auditors undertake internal audit functions based on the audit plan approved by the Audit Committee. The internal audit plan is derived based on the risk-based approach which addresses all the core auditable areas of the Group based on their risk profile.

The total cost of the internal audit function incurred in respect of the financial year ended 30 September 2021 amounted to RM20,000.

During the period under review, the Internal Auditors carried out the following activities:-

- a) Performed audits according to the audit plan, reviewed the conversion and production of the Company and made recommendations to improve their effectiveness;
- b) Conducted review of management of corporate liability of Aemulus Corporation Sdn. Bhd. and made recommendations to improve their effectiveness; and
- c) Performed follow-up reviews in assessing the progress of the agreed management's action plans and report to the management and Audit Committee.

STATEMENT ON RISK MANAGEMENT AND INTERNAL CONTROL

INTRODUCTION

The Malaysian Code on Corporate Governance 2017 requires listed companies to maintain a sound system of internal controls to safeguard shareholders' investment and the Group's assets.

Guided by the Statement on Risk Management and Internal Control: Guidance for Directors of Public Listed Companies, the Board of Directors of Aemulus Holdings Berhad is pleased to present the Statement on Risk Management and Internal Control which is prepared in accordance with Rule 15.26(b) of the ACE Market Listing Requirements of Bursa Malaysia Securities Berhad.

RESPONSIBILITY FOR RISK MANAGEMENT AND INTERNAL CONTROL

The Board recognises its overall responsibility for the Group's systems of internal control and for reviewing the adequacy and integrity of those systems. In view of the limitations that are inherent in any systems of internal control, the systems of internal control are designed to manage risk within tolerable levels rather than eliminate the risk of failure to achieve business objectives. Hence, such system by its nature can only provide reasonable and not absolute assurance against material misstatement, error or losses.

The Board has established an ongoing process for identifying, evaluating and managing the significant risks faced, or potentially exposed to, by the Group in pursuing its business objectives. This process has been in place throughout the financial year and up to the date of approval of the annual report. The adequacy and effectiveness of this process have been continually reviewed by the Board and are in accordance with the Internal Control Guidance.

RISK COMMITTEE

In assisting the Board to manage the risks of the Company, the Board has on 23 July 2020 established a Risk Committee. The Risk Committee comprises 2 Independent Non-Executive Directors and an Executive Director and is chaired by an Independent Non-Executive Director.

RISK MANAGEMENT FRAMEWORK

The Board practises proactive risks identification in the processes and activities of the Group, particularly in major proposed transactions, changes in nature of activities and/or operating environment, or venturing into new operating environment which may entail different risks, and assesses the appropriate risk response strategies and controls. Day-to-day risk management of operations are delegated to key management staff and head of departments to manage identified risks within defined parameters.

Periodic meetings attended by key management staff and head of departments and are held to discuss key operational issues, business performance matters and appropriate mitigating controls, when necessary.

INTERNAL AUDIT

The Board acknowledges the importance of internal audit function and has outsourced its internal audit function to an independent professional accounting and consulting firm, BDO Governance Advisory Sdn Bhd as part of its efforts to provide adequate and effective internal control systems. The performance of internal audit function is carried out as per the annual audit plan approved by the Audit Committee.

STATEMENT ON RISK MANAGEMENT AND INTERNAL CONTROL (CONT'D)

INTERNAL AUDIT (CONT'D)

The internal audit adopts a risk-based approach in developing its audit plan which addresses all the core auditable areas of the Group based on their risk profile. The audit focuses on high risk area to ensure that an adequate action plan has in place to improve the controls in place. The audit ascertains that the risks are effectively mitigated by the controls. The internal auditors report to the Audit Committee on areas for improvement. The highlighted areas will be followed up closely to determine the extent of their recommendations that have been implemented by the management.

OTHER KEY ELEMENTS OF INTERNAL CONTROL

Apart from risk management and internal audit, the Group has put in place the following key elements of internal control:

- An organization structure with well-defined scopes of responsibility, clear lines of accountability, and appropriate levels of delegated authority;
- A process of hierarchical reporting which provides a documented and auditable trail of accountability;
- A set of documented internal policies and procedures which is subject to regular review and improvement;
- Regular and comprehensive information provided to management, covering financial and operational performance and key business indicators, for effective monitoring and decision making;
- Consistent monitoring of results against budget, with major variances being followed up and management action taken, where necessary; and
- Close involvement in the daily operation by the senior management.

REVIEW OF THIS STATEMENT BY EXTERNAL AUDITORS

As required by Rule 15.23 of the ACE Market Listing Requirements of Bursa Malaysia Securities Berhad, the external auditors have reviewed this Statement on Risk Management and Internal Control. Their review was performed in accordance with Audit and Assurance Practice Guide ("AAPG") 3 issued by the Malaysian Institute of Accountants. AAPG 3 does not require the external auditors to form an opinion on the adequacy and effectiveness of the risk management and internal control systems of the Group.

CONCLUSION

The Board has received assurance from the Chief Executive Officer and Chief Financial Officer that the Group's risk management and internal control systems have been operating adequately and effectively, in all material aspects, during the financial year under review and up to date of this statement. Taking this assurance into consideration, the Board is of the view that there were no significant weaknesses in the current system of internal control of the Group that may have material impact on the operations of the Group for the financial year ended 30 September 2021. The Board, the management and the Risk Committee members will continue to take necessary measures and ongoing commitment to strengthen and improve its risk management and internal control environment.

This statement is issued in accordance with a resolution of passed in Board of Directors' meeting held on 22 December 2021.

STATEMENT OF DIRECTORS' RESPONSIBILITY IN RELATION TO THE AUDITED FINANCIAL STATEMENTS

This statement is prepared pursuant to the Listing Requirements of Bursa Malaysia Securities Berhad for the ACE Market.

The Directors are required to prepare audited financial statements that give a true and fair view of the state of affairs, including the cash flow and results, of the Group and the Company as at the end of each financial year.

In preparing these financial statements, the Directors have considered the following:

- The Group and the Company have used appropriate accounting policies, and are consistently applied;
- That reasonable and prudent judgements and estimates were made; and
- That the approved accounting standards in Malaysia have been applied.

The Directors are responsible for ensuring that the Company maintains proper accounting records which disclose with reasonable accuracy the financial position of the Group and the Company, and which enable them to ensure that the financial statements comply with the applicable Malaysian Financial Reporting Standards, the International Financial Reporting Standards and the requirements of the Companies Act 2016.

The Directors have general responsibility for taking such steps that are reasonably available to them to safeguard the assets of the Group and the Company, and to prevent and detect fraud and other irregularities.

This statement is made in accordance with a resolution passed in the Board of Directors' Meeting held on 22 December 2021.

FINANCIAL STATEMENTS

73	Directors' Report
78	Directors' Statement
78	Statutory Declaration
79	Independent Auditors' Report to The Members
84	Statements of Financial Position
86	Statements of Comprehensive Income
87	Consolidated Statement of Changes in Equity
88	Statement of Changes in Equity
89	Statements of Cash Flows
93	Notes to the Financial Statements

DIRECTORS' REPORT

FOR THE FINANCIAL YEAR ENDED 30 SEPTEMBER 2021

The directors have pleasure in submitting their report and the audited financial statements of the Group and of the Company for the financial year ended **30 September 2021**.

PRINCIPAL ACTIVITIES

The principal activity of the Company is investment holding whilst that of the subsidiary are in the design and development of automated test equipment, test and measurement instruments and the provision of design consultancy services and test-related services.

There have been no significant changes in the nature of these activities during the financial year.

RESULTS

	GROUP RM	COMPANY RM
Profit/(Loss) for the financial year	<u>10,450,082</u>	<u>(105,179)</u>

In the opinion of the directors, the results of operations of the Group and of the Company for the financial year ended **30 September 2021** have not been substantially affected by any item, transaction or event of a material and unusual nature.

DIVIDENDS

There were no dividends proposed, declared or paid by the Company since the end of the previous financial year.

The directors do not recommend any final dividend payment for the financial year.

RESERVES AND PROVISIONS

There were no material transfers to or from reserves or provisions during the financial year.

SHARES AND DEBENTURES

During the financial year, the issued and paid-up ordinary share capital was increased from RM90,526,986 to RM91,367,477 pursuant to the following:

- (i) 42,000 new ordinary shares pursuant to the vesting and exercise of the Restricted Share Plan FY 2018 ("RSP II") at a price of RM0.3569 per share;
- (ii) 1,339,300 new ordinary shares pursuant to the vesting and exercise of the Restricted Share Plan FY 2020 ("RSP III") at a price of RM0.2273 per share; and
- (iii) 782,400 new ordinary shares pursuant to the vesting and exercise of the Restricted Share Plan FY 2021 ("RSP IV") at a price of RM0.666 per share.

DIRECTORS' REPORT

FOR THE FINANCIAL YEAR ENDED 30 SEPTEMBER 2021 (CONT'D)

SHARES AND DEBENTURES (CONT'D)

The new ordinary shares issued during the financial year ranked *pari passu* in all respects with the existing ordinary shares of the Company.

RESTRICTED SHARE PLAN ("RSP")

The RSP which had been approved by the shareholders of the Company at an Extraordinary General Meeting held on 12 December 2014, was implemented on 13 July 2017. It forms part of the Company's listing scheme during its Initial Public Offering on 15 September 2015 and is governed by the By-Laws of the RSP. The RSP will be in force for a maximum period of ten years from 15 February 2016 until 14 February 2026.

The salient features of the RSP are disclosed in Note 39 to the financial statements.

DIRECTORS

The directors in office during the financial year and during the period from the end of the financial year to the date of this report are as follows:

Ng Sang Beng
Yeoh Chee Keong
Wong Shee Kian
Ng Chin Wah
Ong Chong Chee
Friiscor Ho Chii Ssu
Dato' Seri Lee Kah Choon (appointed on 09.02.2021)
Chok Kwee Bee (resigned on 08.02.2021)

DIRECTORS' REMUNERATION AND BENEFITS

Since the end of the previous financial year, no director has received or become entitled to receive a benefit (other than benefits disclosed as directors' remunerations in Note 32 to the financial statements) by reason of a contract made by the Company or a related corporation with the Director or with a firm of which he or she is a member, or with a company in which he or she has a substantial financial interest except for any benefits which may be deemed to have arisen from the transactions disclosed in the notes to the financial statements.

During and at the end of the financial year, no arrangements subsisted to which the Company is a party, with the object or objects of enabling directors of the Company to acquire benefits by means of the acquisition of shares in, or debentures of, the Company or any other body corporate.

DIRECTORS' REPORT

FOR THE FINANCIAL YEAR ENDED 30 SEPTEMBER 2021 (CONT'D)

DIRECTORS' INTERESTS IN SHARES

According to the Register of Directors' Shareholdings required to be kept under Section 59 of the Companies Act 2016, the interests of directors in office at the end of the financial year in shares in the Company or its related corporations during the financial year are as follows:

	Number of ordinary shares				Balance at 30.9.2021
	Balance at 1.10.2020	Bought	Sold	Transfer	
The Company					
Direct interest:					
Ng Sang Beng	88,376,099	183,000	(5,300,000)	(60,000,000)	23,259,099
Yeoh Chee Keong	60,308,275	-	-	-	60,308,275
Wong Shee Kian	18,181,094	-	-	-	18,181,094
Ng Chin Wah	378,235	-	-	-	378,235
Friiscor Ho Chii Ssu	6,899,750	50,000	(200,000)	-	6,749,750
Ong Chong Chee	1,400,000	-	(1,400,000)	-	-
Deemed interest:					
Ng Sang Beng ⁽ⁱ⁾	50,494,874	3,300,000	(500,000)	60,000,000	113,294,874
Yeoh Chee Keong ⁽ⁱⁱ⁾	575,000	-	-	-	575,000
Friiscor Ho Chii Ssu ⁽ⁱⁱ⁾	-	30,000	(30,000)	-	-

⁽ⁱ⁾ Deemed interested pursuant to Section 8 and Section 59(11)(c) of the Companies Act 2016 by virtue of shares held through Aemulus Venture Sdn. Bhd., Crystal Clear (L) Foundation and spouse.

⁽ⁱⁱ⁾ Other interest pursuant to Section 59(11)(c) of the Companies Act 2016 by virtue of shares held by spouse.

By virtue of his interest in the Company, **Mr. Ng Sang Beng** is also deemed interested in the shares of the subsidiary, to the extent that the Company has interest.

Other than as disclosed above, none of the other directors in office at the end of the financial year had any interest in shares in the Company or its related corporations during the financial year.

INDEMNITY AND INSURANCE FOR DIRECTORS, OFFICERS AND AUDITORS

During the financial year, the total amount of indemnity coverage and insurance paid for directors and officers of the Company were RM10,000,000 and RM18,000 respectively.

There was no indemnity given to or insurance effected for the auditors of the Company.

DIRECTORS' REPORT

FOR THE FINANCIAL YEAR ENDED 30 SEPTEMBER 2021 (CONT'D)

OTHER STATUTORY INFORMATION

Before the financial statements of the Group and of the Company were made out, the directors took reasonable steps:

- (i) to ascertain that proper action had been taken in relation to the writing off of bad debts and the making of provision for doubtful debts, and satisfied themselves that all known bad debts had been written off and that adequate provision had been made for doubtful debts; and
- (ii) to ensure that any current assets which were unlikely to realise their value as shown in the accounting records in the ordinary course of business had been written down to an amount which they might be expected so to realise.

At the date of this report, the directors are not aware of any circumstances:

- (i) that would render the amounts written off for bad debts or the amount of the provision for doubtful debts in the financial statements of the Group and of the Company inadequate to any substantial extent, or
- (ii) that would render the value attributed to the current assets in the financial statements of the Group and of the Company misleading, or
- (iii) that would render any amount stated in the financial statements of the Group and of the Company misleading, or
- (iv) that have arisen which would render adherence to the existing methods of valuation of assets or liabilities of the Group and of the Company misleading or inappropriate.

At the date of this report, there does not exist:

- (i) any charge on the assets of the Group and of the Company that has arisen since the end of the financial year which secures the liabilities of any other persons, or
- (ii) any contingent liability in respect of the Group and of the Company that has arisen since the end of the financial year.

In the opinion of the directors:

- (i) no contingent liability or other liability of the Group and of the Company has become enforceable, or is likely to become enforceable within the period of twelve months after the end of the financial year which will or may affect the ability of the Group and of the Company to meet their obligations as and when they fall due, and
- (ii) there has not arisen in the interval between the end of the financial year and the date of this report any item, transaction or event of a material and unusual nature likely to affect substantially the results of the operations of the Group and of the Company for the current financial year in which this report is made.

DIRECTORS' REPORT

FOR THE FINANCIAL YEAR ENDED 30 SEPTEMBER 2021 (CONT'D)

SIGNIFICANT EVENT

The details of the significant event are disclosed in Note 42 to the financial statements.

EVENT AFTER THE REPORTING PERIOD

The details of the event after the reporting period are disclosed in Note 43 to the financial statements.

AUDITORS

The total amount of fee paid to or receivable by the auditors, **Grant Thornton Malaysia PLT**, as remuneration for their services as auditors of the Group and of the Company for the financial year ended 30 September 2021 are disclosed in Note 31 to the financial statements.

The auditors, **Grant Thornton Malaysia PLT**, have expressed their willingness to continue in office.

Signed on behalf of the Board of Directors in accordance with a resolution of the Board of Directors:

.....
Ng Sang Beng

.....
Ng Chin Wah

Penang

Date: 22 December 2021

DIRECTORS' STATEMENT

DIRECTORS' STATEMENT

In the opinion of the directors, the financial statements set out on pages 84 to 161 are properly drawn up in accordance with Malaysian Financial Reporting Standards, International Financial Reporting Standards and the requirements of the Companies Act 2016 in Malaysia so as to give a true and fair view of the financial position of the Group and of the Company as at **30 September 2021** and of their financial performance and cash flows for the financial year then ended.

Signed on behalf of the Board of Directors in accordance with a resolution of the Board of Directors:

.....
Ng Sang Beng

Date: 22 December 2021

.....
Ng Chin Wah

STATUTORY DECLARATION

I, **Ng Chin Wah**, the director primarily responsible for the financial management of **Aemulus Holdings Berhad**, do solemnly and sincerely declare that the financial statements set out on pages 84 to 161 are to the best of my knowledge and belief, correct and I make this solemn declaration conscientiously believing the same to be true and by virtue of the provisions of the Statutory Declarations Act, 1960.

Subscribed and solemnly declared by)
the abovenamed at Penang, this **22nd**)
day of **December 2021**.)

.....
Ng Chin Wah
(MIA No.: 27028)

Before me,

.....
Goh Suan Bee
No.: P125
Commissioner for Oaths

INDEPENDENT AUDITORS' REPORT TO THE MEMBERS OF AEMULUS HOLDINGS BERHAD

Registration No. 201401037863 (1114009-H)

(Incorporated In Malaysia)

Report on the Audit of the Financial Statements

Opinion

We have audited the financial statements of **Aemulus Holdings Berhad**, which comprise the statements of financial position as at **30 September 2021** of the Group and of the Company, and the statements of comprehensive income, statements of changes in equity and statements of cash flows of the Group and of the Company for the financial year then ended, and notes to the financial statements, including significant accounting policies, as set out on pages 84 to 161.

In our opinion, the accompanying financial statements give a true and fair view of the financial position of the Group and of the Company as at **30 September 2021**, and of their financial performance and cash flows for the financial year then ended in accordance with Malaysian Financial Reporting Standards, International Financial Reporting Standards and the requirements of the Companies Act 2016 in Malaysia.

Basis for Opinion

We conducted our audit in accordance with approved standards on auditing in Malaysia and International Standards on Auditing. Our responsibilities under those standards are further described in the *Auditors' Responsibilities for the Audit of the Financial Statements* section of our report. We believe that the audit evidence we have obtained is sufficient and appropriate to provide a basis for our opinion.

Independence and Other Ethical Responsibilities

We are independent of the Group and of the Company in accordance with the *By-Laws (on Professional Ethics, Conduct and Practice)* of the Malaysian Institute of Accountants ("By-Laws") and the International Ethics Standards Board for Accountants' *International Code of Ethics for Professional Accountants* (including International Independence Standards) ("IESBA Code"), and we have fulfilled our other ethical responsibilities in accordance with the By-Laws and the IESBA Code.

Key Audit Matters

Key audit matters are those matters that, in our professional judgement, were of most significance in our audit of the financial statements of the Group and of the Company for the current financial year. These matters were addressed in the context of our audit of the financial statements of the Group and of the Company as a whole, and in forming our opinion thereon, and we do not provide a separate opinion on these matters.

INDEPENDENT AUDITORS' REPORT

TO THE MEMBERS OF AEMULUS HOLDINGS BERHAD (CONT'D)

Registration No. 201401037863 (1114009-H)

(Incorporated In Malaysia)

Key Audit Matters (cont'd)

Key Audit Matter	How our audit addressed the Key Audit Matter
<p>Impairment of Goodwill (Note 6 to the financial statements)</p> <p>As at 30 September 2021, the Group has goodwill amounting to RM13.66 million which have been allocated to its electronic tester segment as the cash-generating unit ("CGU").</p> <p>The management is required to perform annual impairment assessment for its goodwill. We focus on this area as management's assessment of the value-in-use of the CGU involves estimation uncertainty and judgements about the future results of the business and key assumptions applied to future cash flow projection.</p>	<p>Our audit procedures in relation to impairment assessment of goodwill included:</p> <ul style="list-style-type: none"> • Evaluating the model used in determining the value in use of the CGU as well as assessing the discount rate used. • Challenging the reasonableness of key assumptions based on our knowledge of the business and industry. • Comparing actual performance of the CGU to the assumptions applied in prior year's model, to assess accuracy of management's estimates and assess reasons for deviation through performing enquiries with the management. • Performing sensitivity analysis on the key assumptions inputted to the model and understand the impact on the overall carrying value of goodwill with the alterations to the key assumptions. • Involving our internal valuation expert to review the appropriateness of key assumptions such as the growth rate and discount rate applied by management in deriving the value in use of the CGU.
<p>Capitalisation of Development Cost (Note 7 to the financial statements)</p> <p>As at 30 September 2021, the Group has development cost capitalised amounting to RM11.09 million, out of which RM5.56 million were addition during the financial year. We have reviewed the capitalisation of development costs and also assessing if there were existence of indicators which would require the development cost capitalised to be impaired.</p>	<p>Our audit procedures in relation to capitalisation of development cost included:</p> <ul style="list-style-type: none"> • Assessing the development costs recognised and capitalised to ensure that it is in accordance with the criteria set under MFRS 138. • For each development project which have been successfully commercialised, we have performed an analysis of revenue derived as well as reviewing sales orders which have been secured up to the date of our report to ensure that the estimated useful life derived by management is reasonable and assess if there are impairment indicators which may result in impairment. • For development project which have not been successfully commercialised, we have discussed with key management personnel regarding the basis used in capitalising the development project, especially allocation of staff cost and expected time to commercialise, budget allocated and capabilities to complete such projects. • For all development project capitalised, we have also separately interviewed the Chief Technology Officer of the Group to obtain an understanding of the commercial value of the development project, covering the functionality of the developed product, potential market size, type of target customers and similar products available in the market.

INDEPENDENT AUDITORS' REPORT

TO THE MEMBERS OF AEMULUS HOLDINGS BERHAD (CONT'D)

Registration No. 201401037863 (1114009-H)

(Incorporated In Malaysia)

Key Audit Matters (cont'd)

Key Audit Matter	How our audit addressed the Key Audit Matter
<p>Impairment of trade receivables (Note 11 to the financial statements)</p> <p>The Group has significant trade receivables as at 30 September 2021 and it is subject to credit risk exposure.</p> <p>We focus on this area as the assessment of expected credit losses of receivables involved management judgements and estimation uncertainty in determining the probability of default occurring by considering the ageing of receivable, historical loss experience and forwardlooking information.</p>	<p>Our audit procedures in relation to the impairment of trade receivable included:</p> <ul style="list-style-type: none"> • Obtaining an understanding of: <ul style="list-style-type: none"> - the Group's control over the customers collection process and parameters used by management when extending credit terms to the new customers; - how the Group identifies and assesses the impairment of trade receivables; and - how the Group makes the accounting estimates for impairment. • Reviewing the application of the Group's policy for calculating the expected credit losses. • Reviewing subsequent collection for major customers and overdue amounts. • Reviewing the aging analysis of trade receivables and testing the reliability thereof. • Evaluating techniques and methodology applied for the expected credit loss approach against the requirements of MFRS 9. • Assessing the estimated future cash flows by examining the historical repayment records, historical loss rate of receivables, information regarding the current creditworthiness and any significant changes in credit quality of the debtors (especially customers which are impacted by COVID-19 pandemic), evidence of subsequent settlements and other relevant information.

There are no key audit matters to be communicated in the audit of the separate financial statements of the Company.

Information Other than the Financial Statements and Auditors' Report Thereon

The directors of the Company are responsible for the other information. The other information comprises the information included in the annual report, but does not include the financial statements of the Group and of the Company and our auditors' report thereon.

Our opinion on the financial statements of the Group and of the Company does not cover the other information and we do not express any form of assurance conclusion thereon.

In connection with our audit of the financial statements of the Group and of the Company, our responsibility is to read the other information and, in doing so, consider whether the other information is materially inconsistent with the financial statements of the Group and of the Company or our knowledge obtained in the audit or otherwise appears to be materially misstated.

INDEPENDENT AUDITORS' REPORT

TO THE MEMBERS OF AEMULUS HOLDINGS BERHAD (CONT'D)

Registration No. 201401037863 (1114009-H)

(Incorporated In Malaysia)

Information Other than the Financial Statements and Auditors' Report Thereon (cont'd)

If, based on the work we have performed on the other information that we obtained prior to the date of this auditors' report, we conclude that there is a material misstatement of this other information, we are required to report that fact. We have nothing to report in this regard.

Directors' Responsibilities for the Financial Statements

The directors of the Company are responsible for the preparation of the financial statements of the Group and of the Company so as to give a true and fair view in accordance with Malaysian Financial Reporting Standards, International Financial Reporting Standards and the requirements of the Companies Act 2016 in Malaysia. The directors are also responsible for such internal control as the directors determine is necessary to enable the preparation of financial statements of the Group and of the Company that are free from material misstatement, whether due to fraud or error.

In preparing the financial statements of the Group and of the Company, the directors are responsible for assessing the Group's and the Company's ability to continue as a going concern, disclosing, as applicable, matters related to going concern and using the going concern basis of accounting unless the directors either intend to liquidate the Group or the Company or to cease operations, or have no realistic alternative but to do so.

Auditors' Responsibilities for the Audit of the Financial Statements

Our objectives are to obtain reasonable assurance about whether the financial statements of the Group and of the Company as a whole are free from material misstatement, whether due to fraud or error, and to issue an auditors' report that includes our opinion. Reasonable assurance is a high level of assurance, but is not a guarantee that an audit conducted in accordance with approved standards on auditing in Malaysia and International Standards on Auditing will always detect a material misstatement when it exists. Misstatements can arise from fraud or error and are considered material if, individually or in the aggregate, they could reasonably be expected to influence the economic decisions of users taken on the basis of these financial statements.

As part of an audit in accordance with approved standards on auditing in Malaysia and International Standards on Auditing, we exercise professional judgement and maintain professional scepticism throughout the audit. We also:

- Identify and assess the risks of material misstatement of the financial statements of the Group and of the Company, whether due to fraud or error, design and perform audit procedures responsive to those risks, and obtain audit evidence that is sufficient and appropriate to provide a basis for our opinion. The risk of not detecting a material misstatement resulting from fraud is higher than for one resulting from error, as fraud may involve collusion, forgery, intentional omissions, misrepresentations, or the override of internal control.
- Obtain an understanding of internal control relevant to the audit in order to design audit procedures that are appropriate in the circumstances, but not for the purpose of expressing an opinion on the effectiveness of the Group's and the Company's internal control.
- Evaluate the appropriateness of accounting policies used and the reasonableness of accounting estimates and related disclosures made by the directors.
- Conclude on the appropriateness of the directors' use of the going concern basis of accounting and, based on the audit evidence obtained, whether a material uncertainty exists related to events or conditions that may cast significant doubt on the Group's or the Company's ability to continue as a going concern. If we conclude that a material uncertainty exists, we are required to draw attention in our auditors' report to the related disclosures in the financial statements of the Group and of the Company or, if such disclosures are inadequate, to modify our opinion. Our conclusions are based on the audit evidence obtained up to the date of our auditors' report. However, future events or conditions may cause the Group or the Company to cease to continue as a going concern.

INDEPENDENT AUDITORS' REPORT

TO THE MEMBERS OF AEMULUS HOLDINGS BERHAD (CONT'D)

Registration No. 201401037863 (1114009-H)

(Incorporated In Malaysia)

Auditors' Responsibilities for the Audit of the Financial Statements (cont'd)

- Evaluate the overall presentation, structure and content of the financial statements of the Group and of the Company, including the disclosures, and whether the financial statements of the Group and of the Company represent the underlying transactions and events in a manner that achieves fair presentation.
- Obtain sufficient appropriate audit evidence regarding the financial information of the entities or business activities within the Group to express an opinion on the financial statements of the Group. We are responsible for the direction, supervision and performance of the group audit. We remain solely responsible for our audit opinion.

We communicate with the directors regarding, among other matters, the planned scope and timing of the audit and significant audit findings, including any significant deficiencies in internal control that we identify during our audit.

We also provide the directors with a statement that we have complied with relevant ethical requirements regarding independence, and to communicate with them all relationships and other matters that may reasonably be thought to bear on our independence, and where applicable, action taken to eliminate threats or safeguards applied.

From the matters communicated with the directors, we determine those matters that were of most significance in the audit of the financial statements of the Group and of the Company for the current financial year and are therefore the key audit matters. We describe these matters in our auditors' report unless law or regulation precludes public disclosure about the matter or when, in extremely rare circumstances, we determine that a matter should not be communicated in our report because the adverse consequences of doing so would reasonably be expected to outweigh the public interest benefits of such communication.

Other Matters

- (i) This report is made solely to the members of the Company, as a body, in accordance with Section 266 of the Companies Act 2016 in Malaysia and for no other purpose. We do not assume responsibility to any other person for the content of this report.
- (ii) The financial statements for the preceding year ended 30 September 2020 were audited by **Grant Thornton** whose report dated 23 December 2020, expressed an unqualified opinion on those financial statements. The practice of **Grant Thornton** has merged with **Grant Thornton Malaysia PLT** effective from 1 January 2021.

Grant Thornton Malaysia PLT
AF: 0737
201906003682 (LLP0022494-LCA)
Chartered Accountants

Terence Lau Han Wen
No. 03298/04/2023 J
Chartered Accountant

Penang

Date: 22 December 2021

STATEMENTS OF FINANCIAL POSITION

AS AT 30 SEPTEMBER 2021

	NOTE	GROUP		COMPANY	
		2021 RM	2020 RM	2021 RM	2020 RM
ASSETS					
Non-current assets					
Property, plant and equipment	4	40,665,397	35,087,141	-	-
Right-of-use asset	5	143,426	221,658	-	-
Intangible assets	6	13,686,335	13,686,335	-	-
Development costs	7	11,088,676	6,049,025	-	-
Investment in a subsidiary	8	-	-	36,621,879	35,860,846
Investment in an associate	9	3,284,847	1,222,400	-	-
Other investments	10	65,688	356,424	-	-
Trade receivables	11	2,064,508	-	-	-
		70,998,877	56,622,983	36,621,879	35,860,846
Current assets					
Inventories	12	15,756,143	15,143,088	-	-
Trade receivables	11	32,836,882	14,020,288	-	-
Contract assets	13	5,243,824	4,198,044	-	-
Other receivables, deposits and prepayments	14	1,322,110	872,413	1,000	1,000
Amount due from a subsidiary	15	-	-	35,291,192	31,195,855
Amount due from an associate	16	-	2,671,257	-	-
Current tax assets		2,248	5,016	2,248	5,016
Other investments	10	2,006,288	2,771,329	559,380	2,544,184
Derivative financial assets	17	-	17,323	-	-
Deposits with licensed banks	18	24,865,511	31,271,388	17,874,984	20,035,673
Cash and bank balances	19	5,460,164	1,250,671	53,966	83,335
		87,493,170	72,220,817	53,782,770	53,865,063
TOTAL ASSETS		158,492,047	128,843,800	90,404,649	89,725,909

The accompanying notes form an integral part of these financial statements.

STATEMENTS OF FINANCIAL POSITION

AS AT 30 SEPTEMBER 2021 (CONT'D)

	NOTE	GROUP		COMPANY	
		2021 RM	2020 RM	2021 RM	2020 RM
EQUITY AND LIABILITIES					
Share capital	20	91,367,477	90,526,986	91,367,477	90,526,986
Reserves	21	(13,124,287)	(12,751,541)	173,510	252,967
Retained profits/(Accumulated losses)		34,370,536	23,920,454	(1,352,776)	(1,247,597)
Total equity		112,613,726	101,695,899	90,188,211	89,532,356
Non-current liabilities					
Deferred tax liabilities	22	417,553	-	-	-
Lease liability	5	67,838	146,520	-	-
Borrowings	23	17,734,262	12,880,905	-	-
		18,219,653	13,027,425	-	-
Current liabilities					
Provision for warranty	24	554,107	94,737	-	-
Trade payables	25	8,207,200	4,591,008	-	-
Contract liabilities	26	2,747,242	558,972	-	-
Other payables and accruals	27	5,277,723	4,069,581	216,438	193,553
Amount due to an associate	16	544,380	-	-	-
Derivative financial liabilities	17	50,170	-	-	-
Lease liability	5	78,682	75,813	-	-
Borrowings	23	10,174,542	4,590,821	-	-
Current tax liabilities		24,622	139,544	-	-
		27,658,668	14,120,476	216,438	193,553
Total liabilities		45,878,321	27,147,901	216,438	193,553
TOTAL EQUITY AND LIABILITIES		158,492,047	128,843,800	90,404,649	89,725,909

The accompanying notes form an integral part of these financial statements.

STATEMENTS OF COMPREHENSIVE INCOME

FOR THE FINANCIAL YEAR ENDED 30 SEPTEMBER 2021

	NOTE	GROUP		COMPANY	
		2021 RM	2020 RM	2021 RM	2020 RM
Revenue	28	61,092,877	19,319,704	-	-
Cost of sales		(28,740,879)	(7,065,272)	-	-
Gross profit		32,351,998	12,254,432	-	-
Other income		2,308,194	3,930,347	376,518	175,271
Administrative expenses		(20,121,618)	(13,967,262)	(444,697)	(391,741)
Research and development expenses	29	(1,488,383)	(4,886,611)	-	-
Other expenses		(1,383,686)	(208,664)	-	-
		11,666,505	(2,877,758)	(68,179)	(216,470)
Share of results of associate		574,590	-	-	-
Finance costs	30	(939,805)	(442,921)	-	-
Profit/(Loss) before tax	31	11,301,290	(3,320,679)	(68,179)	(216,470)
Tax expense	33	(851,208)	(291,237)	(37,000)	-
Profit/(Loss) for the financial year		10,450,082	(3,611,916)	(105,179)	(216,470)
Other comprehensive income/(loss), net of tax:					
Items that will be reclassified subsequently to profit or loss:					
Foreign currency translation differences for foreign operation		(2,553)	7,073	-	-
Items that will not be reclassified subsequently to profit or loss:					
Fair value loss on investment in unquoted shares		(290,736)	-	-	-
Total comprehensive income/(loss) for the financial year		10,156,793	(3,604,843)	(105,179)	(216,470)
Earnings/(Loss) per share attributable to the owners of the Company (sen)					
- Basic	34	1.73	(0.65)		
- Diluted	34	1.72	(0.65)		

The accompanying notes form an integral part of these financial statements.

CONSOLIDATED STATEMENT OF CHANGES IN EQUITY

FOR THE FINANCIAL YEAR ENDED 30 SEPTEMBER 2021

NOTE	Non-Distributable			Distributable			Total Equity RM
	Share Capital RM	Merger Deficit RM	RSP Reserve RM	Exchange Translation Reserve RM	Fair Value Reserve RM	Retained Profits RM	
2021							
Balance at beginning	90,526,986	(12,954,053)	252,967	(50,455)	-	23,920,454	101,695,899
Total comprehensive income for the financial year	-	-	-	(2,553)	(290,736)	10,450,082	10,156,793
<i>Transactions with owners:</i>							
Issue of shares pursuant to RSP vested	840,491	-	(840,491)	-	-	-	-
Recognition of equity-settled share-based payment	-	-	761,034	-	-	-	761,034
Total transactions with owners	840,491	-	(79,457)	-	-	-	761,034
Balance at end	91,367,477	(12,954,053)	173,510	(53,008)	(290,736)	34,370,536	112,613,726
2020							
Balance at beginning	59,438,214	(12,954,053)	85,892	(57,528)	-	27,532,370	74,044,895
Total comprehensive loss for the financial year	-	-	-	7,073	-	(3,611,916)	(3,604,843)
<i>Transactions with owners:</i>							
Issuance of ordinary shares	31,315,800	-	-	-	-	-	31,315,800
Share issuance expenses	(300,764)	-	-	-	-	-	(300,764)
Issue of shares pursuant to RSP vested	73,736	-	(73,736)	-	-	-	-
Recognition of equity-settled share-based payment	-	-	240,811	-	-	-	240,811
Total transactions with owners	31,088,772	-	167,075	-	-	-	31,255,847
Balance at end	90,526,986	(12,954,053)	252,967	(50,455)	-	23,920,454	101,695,899

The accompanying notes form an integral part of these financial statements.

STATEMENT OF CHANGES IN EQUITY

FOR THE FINANCIAL YEAR ENDED 30 SEPTEMBER 2021

	NOTE	Share Capital RM	Non- distributable RSP Reserve RM	Accumulated Losses RM	Total Equity RM
2021					
Balance at beginning		90,526,986	252,967	(1,247,597)	89,532,356
Total comprehensive loss for the financial year		-	-	(105,179)	(105,179)
<i>Transactions with owners:</i>					
Issue of shares pursuant to RSP vested	20	840,491	(840,491)	-	-
Recognition of equity-settled share-based payment		-	761,034	-	761,034
Total transactions with owners		840,491	(79,457)	-	761,034
Balance at end		91,367,477	173,510	(1,352,776)	90,188,211
2020					
Balance at beginning		59,438,214	85,892	(1,031,127)	58,492,979
Total comprehensive loss for the financial year		-	-	(216,470)	(216,470)
<i>Transactions with owners:</i>					
Issuance of shares pursuant to private placement	20	31,315,800	-	-	31,315,800
Share issuance expenses	20	(300,764)	-	-	(300,764)
Issue of shares pursuant to RSP vested	20	73,736	(73,736)	-	-
Recognition of equity-settled share-based payment		-	240,811	-	240,811
Total transactions with owners		31,088,772	167,075	-	31,255,847
Balance at end		90,526,986	252,967	(1,247,597)	89,532,356

The accompanying notes form an integral part of these financial statements.

STATEMENTS OF CASH FLOWS

FOR THE FINANCIAL YEAR ENDED 30 SEPTEMBER 2021

	NOTE	GROUP		COMPANY	
		2021 RM	2020 RM	2021 RM	2020 RM
CASH FLOWS FROM OPERATING ACTIVITIES					
Profit/(Loss) before tax		11,301,290	(3,320,679)	(68,179)	(216,470)
Adjustments for:					
Allowance for expected credit loss		836,522	208,664	-	-
Amortisation of development costs		518,528	331,422	-	-
Bad debts written off		547,164	-	-	-
Depreciation of property, plant and equipment		2,497,022	2,195,979	-	-
Depreciation of right-of-use assets		78,232	13,039	-	-
Dividend income		(25,223)	(145,057)	(10,811)	(138,572)
Equity-settled share-based payment		626,630	240,811	-	-
Fair value loss/(gain) on derivative financial instruments		67,493	(117,631)	-	-
Loss/(Gain) on disposal of property, plant and equipment		63,752	(263,400)	-	-
Interest expense		939,805	442,921	-	-
Interest income		(472,254)	(198,597)	(361,323)	(36,699)
Inventories written down		-	219,025	-	-
Provision for warranty		589,858	-	-	-
Reversal of provision for warranty		(130,488)	(81,867)	-	-
Share of results of associate		(574,590)	-	-	-
Unrealised profit arising from transactions with associate		597,268	-	-	-
Unrealised gain on foreign exchange		(449,840)	(45,520)	-	-
Operating profit/(loss) before working capital changes		17,011,169	(520,890)	(440,313)	(391,741)
Changes in:					
Inventories		(2,883,104)	(742,781)	-	-
Receivables		(22,280,618)	1,447,028	-	9,982
Contract assets		(1,045,780)	(1,508,056)	-	-
Payables		4,952,373	909,994	22,885	38,846
Contract liabilities		2,188,270	221,887	-	-
Cash used in operations		(2,057,690)	(192,818)	(417,428)	(342,913)
Income tax paid		(545,809)	(173,668)	(34,232)	(5,016)
Income tax refunded		-	177,770	-	6,440
Interest paid		(932,818)	(441,485)	-	-
Real property gain tax paid		-	(20,451)	-	-
Net cash used in operating activities		(3,536,317)	(650,652)	(451,660)	(341,489)

The accompanying notes form an integral part of these financial statements.

STATEMENTS OF CASH FLOWS

FOR THE FINANCIAL YEAR ENDED 30 SEPTEMBER 2021 (CONT'D)

	NOTE	GROUP		COMPANY	
		2021 RM	2020 RM	2021 RM	2020 RM
CASH FLOWS FROM INVESTING ACTIVITIES					
Additions of development costs		(5,558,179)	(2,408,030)	-	-
Changes in an associate's balance		3,215,637	(2,671,257)	-	-
Dividend received		25,223	145,057	10,811	138,572
Interest received		146,496	198,597	35,565	36,699
Investment in an associate		(2,085,125)	(1,222,400)	-	-
Withdrawal/(Placement) of fixed deposits		10,218,104	(21,536,703)	10,163,988	(18,032,677)
Proceeds from disposal of property, plant and equipment		12,060	430,000	-	-
Purchase of property, plant and equipment	A	(4,497,357)	(12,075,664)	-	-
Net cash from/(used in) investing activities		1,476,859	(39,140,400)	10,210,364	(17,857,406)
CASH FLOWS FROM FINANCING ACTIVITIES					
Proceeds from private placement		-	31,015,036	-	31,015,036
Advance to a subsidiary		-	-	(4,095,337)	(16,836,128)
Payment of lease liabilities	B	(82,800)	(13,800)	-	-
Drawdown/(Repayment) from banker's acceptance	B	2,349,000	(356,000)	-	-
Drawdown from revolving credit	B	1,697,310	2,800,000	-	-
Proceeds from term loan	B	4,965,012	9,063,194	-	-
Repayment of finance lease liabilities	B	(80,719)	-	-	-
Repayment of term loan	B	(1,086,353)	(301,721)	-	-
Net cash from/(used in) financing activities		7,761,450	42,206,709	(4,095,337)	14,178,908
NET INCREASE/(DECREASE) IN CASH AND CASH EQUIVALENTS		5,701,992	2,415,657	5,663,367	(4,019,987)
Effects of changes in exchange rates on cash and cash equivalents		16,747	(3,283)	-	-
CASH AND CASH EQUIVALENTS AT BEGINNING		11,196,498	8,784,124	4,630,515	8,650,502
CASH AND CASH EQUIVALENTS AT END		16,915,237	11,196,498	10,293,882	4,630,515

The accompanying notes form an integral part of these financial statements.

STATEMENTS OF CASH FLOWS

FOR THE FINANCIAL YEAR ENDED 30 SEPTEMBER 2021 (CONT'D)

	GROUP		COMPANY	
	2021 RM	2020 RM	2021 RM	2020 RM
The cash and cash equivalents are represented by:				
Other investments	2,006,288	2,771,329	559,380	2,544,184
Deposits with licensed banks	24,865,511	31,271,388	17,874,984	20,035,673
Cash and bank balances	5,460,164	1,250,671	53,966	83,335
Bank overdrafts	(1,247,730)	(35,548)	-	-
	31,084,233	35,257,840	18,488,330	22,663,192
Less : Fixed deposits pledged to licensed banks	(5,974,548)	(6,028,665)	-	-
Fixed deposits with maturity more than 3 months	(8,194,448)	(18,032,677)	(8,194,448)	(18,032,677)
	16,915,237	11,196,498	10,293,882	4,630,515

	NOTE	GROUP	
		2021 RM	2020 RM
A. Purchase of property, plant and equipment			
Total acquisition cost		8,148,052	13,450,527
Acquired under finance lease liabilities	B	(1,380,646)	-
Capitalised from inventories		(2,270,049)	(1,374,863)
Total cash acquisition		4,497,357	12,075,664

B. Liabilities arising from financing activities

Reconciliation between the opening and closing balances in the statements of financial position for liabilities arising from financing activities is as follows:

GROUP

	Balance at beginning RM	Cash flows RM	Others RM	Balance at end RM
2021				
Bankers' acceptance	267,000	2,349,000	-	2,616,000
Revolving credit	2,800,000	1,697,310	-	4,497,310
Finance lease liabilities	-	1,299,927	-	1,299,927
Term loans	14,369,178	3,878,659	-	18,247,837
Lease liability	222,333	(82,800)	6,987	146,520
Total liabilities arising from financing activities	17,658,511	9,142,096	6,987¹	26,807,594

The accompanying notes form an integral part of these financial statements.

STATEMENTS OF CASH FLOWS

FOR THE FINANCIAL YEAR ENDED 30 SEPTEMBER 2021 (CONT'D)

B. Liabilities arising from financing activities (cont'd)

Reconciliation between the opening and closing balances in the statements of financial position for liabilities arising from financing activities is as follows (cont'd):

GROUP (CONT'D)

	Balance at beginning RM	Cash flows RM	Others RM	Balance at end RM
2020				
Bankers' acceptance	623,000	(356,000)	-	267,000
Revolving credit	-	2,800,000	-	2,800,000
Term loans	5,607,705	8,761,473	-	14,369,178
Lease liability	-	(13,800)	236,133	222,333
Total liabilities arising from financing activities	6,230,705	11,191,673	236,133 ¹	17,658,511

¹ Others consist of non-cash movement as follows:

	GROUP	
	2021 RM	2020 RM
Accretion of interest on lease liability	6,987	1,436
Additions of lease liability	-	234,697
	6,987	236,133

The accompanying notes form an integral part of these financial statements.

NOTES TO THE FINANCIAL STATEMENTS

30 SEPTEMBER 2021

1. GENERAL INFORMATION

The Company is a public limited liability company, incorporated and domiciled in Malaysia and is listed on the ACE Market of Bursa Malaysia Securities Berhad.

The registered office of the Company is located at 48, Jalan Chow Thye, 10050 George Town, Penang.

The principal place of business of the Company is located at No.25, Jalan Sultan Azlan Shah, Zon Perindustrian Bayan Lepas Phase 1, 11900 Bayan Lepas, Penang.

The principal activity of the Company is investment holding whilst that of the subsidiary are in the design and development of automated test equipment, test and measurement instruments and the provision of design consultancy services and test-related services. There have been no significant changes in the nature of these activities during the financial year.

The financial statements were authorised for issue by the Board of Directors in accordance with a resolution of the directors on 22 December 2021.

2. BASIS OF PREPARATION

2.1 Statement of Compliance

The financial statements of the Group and of the Company have been prepared in accordance with Malaysian Financial Reporting Standards ("MFRS"), International Financial Reporting Standards ("IFRS") and the requirements of the Companies Act 2016 in Malaysia.

2.2 Basis of Measurement

The financial statements of the Group and of the Company are prepared under the historical cost convention unless otherwise indicated in the summary of accounting policies below.

Historical cost is generally based on the fair value of the consideration given in exchange for goods and services.

Fair value is the price that would be received to sell an asset or paid to transfer a liability in an orderly transaction between market participants at the measurement date. The fair value measurement is based on the presumption that the transaction to sell the asset or transfer the liability takes place either in the principal market for the asset or liability, or in the absence of a principal market, in the most advantageous market for the asset or liability. The principal or the most advantageous market must be accessible to by the Group and the Company.

The fair value of an asset or a liability is measured using the assumptions that market participants would use when pricing the asset or liability, assuming that market participants act in their best economic interest.

NOTES TO THE FINANCIAL STATEMENTS

30 SEPTEMBER 2021 (CONT'D)

2. BASIS OF PREPARATION (CONT'D)

2.2 Basis of Measurement (cont'd)

A fair value measurement of a non-financial asset takes into account a market participant's ability to generate economic benefits by using the asset in its highest and best use or by selling it to another market participant that would use the asset in its highest and best use.

The Group and the Company use valuation techniques that are appropriate in the circumstances and for which sufficient data are available to measure fair value, maximising the use of relevant observable inputs and minimising the use of unobservable inputs.

All assets and liabilities for which fair value is measured or disclosed in the financial statements are categorised within the fair value hierarchy, described as follows, based on the lowest level input that is significant to their fair value measurement as a whole:

Level 1 : Quoted (unadjusted) market prices in active markets for identical assets or liabilities.

Level 2 : Valuation techniques for which the lowest level input that is significant to their fair value measurement is directly or indirectly observable.

Level 3 : Valuation techniques for which the lowest level input that is significant to their fair value measurement is unobservable.

For the purpose of fair value disclosures, the Group and the Company have determined classes of assets and liabilities on the basis of the nature, characteristics and risks of the asset or liability and the level of fair value hierarchy as explained above.

2.3 Functional and Presentation Currency

Ringgit Malaysia is the presentation currency of the Group and of the Company.

Ringgit Malaysia is also the functional currency of the Company. The functional currency is the currency of the primary economic environment in which the Company operates. The Group's foreign operations have different functional currencies.

2.4 Adoption of Amendments to MFRSs

The accounting policies adopted by the Group and by the Company are consistent with those of the previous financial years except for the adoption of the following amendments to MFRSs that are mandatory for the current financial year:

Effective for annual periods beginning on or after 1 January 2020

Amendments to References to the Conceptual Framework in MFRS Standards

Amendments to MFRS 3 Business Combinations: Definition of a Business

Amendments to MFRS 101 Presentation of Financial Statements and MFRS 108 Accounting Policies, Changes in Accounting Estimates and Errors: Definition of Material

Amendments to MFRS 9 Financial Instruments, MFRS 139 Financial Instruments: Recognition and Measurement and MFRS 7 Financial Instruments: Disclosures: Interest Rate Benchmark Reform

Effective for annual periods beginning on or after 1 June 2020

Amendment to MFRS 16 Leases: Covid-19 - Related Rent Concessions

The initial application of the above amendments to MFRSs did not have any material impacts to the financial statements of the Group and of the Company upon adoption.

NOTES TO THE FINANCIAL STATEMENTS

30 SEPTEMBER 2021 (CONT'D)

2. BASIS OF PREPARATION (CONT'D)

2.5 Standards Issued But Not Yet Effective

The following are accounting standards that have been issued by the Malaysian Accounting Standards Board ("MASB") but are not yet effective for the Group and for the Company:

Effective for annual period beginning on or after 1 January 2021

Amendments to MFRS 9 Financial Instruments, MFRS 139 Financial Instruments: Recognition and Measurement, MFRS 7 Financial Instruments: Disclosures, MFRS 4 Insurance Contracts and MFRS 16 Leases: Interest Rate Benchmark Reform - Phase 2

Effective for annual period beginning on or after 1 April 2021

Amendment to MFRS 16 Leases: Covid-19 - Related Rent Concessions beyond 30 June 2021

Effective for annual period beginning on or after 1 January 2022

*Amendments to MFRS 3 Business Combination: Reference to the Conceptual Framework
Amendments to MFRS 116 Property, Plant and Equipment: Property, Plant and Equipment - Proceeds before Intended Use*

Amendments to MFRS 137 Provisions, Contingent Liabilities and Contingent Assets: Onerous Contracts - Cost of Fulfilling a Contract

Annual Improvements to MFRS Standards 2018 - 2020

Effective for annual period beginning on or after 1 January 2023

MFRS 17 Insurance Contracts

Amendments to MFRS 4 Insurance Contracts - Extension of the Temporary Exemption from Applying MFRS 9

Amendments to MFRS 17 Insurance Contracts

Amendments to MFRS 101 Presentation of Financial Statements: Classification of Liabilities as Current or Non-Current

Amendments to MFRS 101 Presentation of Financial Statements: Disclosure of Accounting Policies

Amendments to MFRS 108 Accounting Policies, Changes in Accounting Estimates and Errors - Definition of Accounting Estimates

Amendments to MFRS 112 Income Taxes: Deferred Tax related to Assets and Liabilities arising from a Single Transaction

Effective date yet to be confirmed

Amendments to MFRS 10 Consolidated Financial Statements and MFRS 128 Investments in Associates and Joint Ventures - Sale or Contribution of Assets between an Investor and its Associate or Joint Venture

The initial application of the above standards is not expected to have any material impacts to the financial statements of the Group and of the Company upon adoption.

2.6 Significant Accounting Estimates and Judgements

The preparation of financial statements requires management to make judgements, estimates and assumptions that affect the application of accounting policies and the reported amounts of assets, liabilities, income and expenses. Actual results may differ from these estimates.

Estimates and underlying assumptions are reviewed on an ongoing basis. Revisions to accounting estimates are recognised in the period in which the estimate is revised and in any future periods affected.

NOTES TO THE FINANCIAL STATEMENTS

30 SEPTEMBER 2021 (CONT'D)

2. BASIS OF PREPARATION (CONT'D)

2.6 Significant Accounting Estimates and Judgements (cont'd)

2.6.1 Judgements made in applying accounting policies

Management judgements in applying the accounting policies of the Group that has the most significant effect on the financial statements are discussed below:

Development costs

Management monitors progress of internal research and development projects by using a project management system. Significant judgement is required in distinguishing research from the development phase. Development costs are recognised as an asset when all the criteria are met, whereas research costs are expensed as incurred.

The Group's management also monitors whether the recognition requirements for development costs continue to be met. This is necessary as the economic success of any product under development is uncertain and may be subject to future technical problems after the time of recognition.

2.6.2 Key sources of estimation uncertainty

The key assumptions concerning the future and other key sources of estimation uncertainty at the end of the reporting period that have a significant risk of causing a material adjustment to the carrying amounts of assets and liabilities within the next financial year are discussed below:

(i) **Impairment of intangible assets**

The Group determines whether goodwill is impaired at least on an annual basis. This requires an estimation of the value-in-use of the cash-generating units to which the goodwill is allocated. Estimating the value-in-use requires management to make an estimate of the expected future cash flows from the cash-generating unit and also to choose a suitable discount rate in order to calculate the present value of those cash flows. Further details of the carrying value, the key assumptions applied in the impairment assessment of goodwill and sensitivity analysis to changes in assumptions are disclosed in Note 6 to the financial statements.

(ii) **Provision for expected credit losses for trade receivables**

The Group uses a provision matrix to calculate ECLs for trade receivables. The provision rates are based on days past due for groupings of various customer segments that have similar loss patterns (i.e. by geography, product type, customer type and rating, and coverage by letters of credit and other forms of credit insurance).

The provision matrix is initially based on the Group's historical observed default rates. The Group will calibrate the matrix to adjust the historical credit loss experience with forward-looking information. For instance, if forecast economic conditions (i.e. gross domestic product) are expected to deteriorate over the next year which can lead to an increased number of defaults in the manufacturing sector, the historical default rates are adjusted. At every reporting date, the historical observed default rates are updated and changes in the forward-looking estimates are analysed.

The provision for expected credit loss is disclosed in Note 11 to the financial statements.

NOTES TO THE FINANCIAL STATEMENTS

30 SEPTEMBER 2021 (CONT'D)

2. BASIS OF PREPARATION (CONT'D)

2.6 Significant Accounting Estimates and Judgements (cont'd)

2.6.2 Key sources of estimation uncertainty (cont'd)

(iii) Inventories

The Group reviews for slow-moving and obsolete inventories. This review requires management to estimate the potentially excess and obsolete inventories after considering forecasted demand for the products as well as technical obsolescence. Possible changes in these estimates could result in revision to the valuation of inventories.

The carrying amount of the Group's inventories at the end of reporting period is disclosed in Note 12 to the financial statements.

(iv) Provision for warranty

The Group provides warranty for manufacturing defects of its products sold. The Group's normal product warranty period is one year. The provision for product warranty is calculated at approximately 2.5% of the cost of products sold.

As the Group's products are constantly upgraded for technology developments, the level of manufacturing defects for the upgraded and/or new products may not necessary reflect past trends and in such circumstances, the original basis used to calculate the amounts for product warranty claim may need to be revised when it is appropriate.

The carrying amount of the Group's provision for warranty at the end of reporting period is disclosed in Note 24 to the financial statements.

(v) Restricted share plan

The Group measures the cost of equity-settled transactions with employees by reference to the fair value of the equity instruments at the date at which they are granted. Estimating fair value for share-based payment transactions requires determining the most appropriate valuation model, which is dependent on the terms and conditions of the grant. This estimate also require determining the most appropriate inputs to the valuation model including the expected life of the share option, volatility and dividend yield and making assumptions about them.

The assumptions and model used for estimating fair value for share-based payment transactions, sensitivity analysis and the carrying amounts are disclosed in Note 39 to the financial statements.

NOTES TO THE FINANCIAL STATEMENTS

30 SEPTEMBER 2021 (CONT'D)

3. SIGNIFICANT ACCOUNTING POLICIES

The following accounting policies adopted by the Group and by the Company are consistent with those adopted in the previous financial years unless otherwise indicated below.

3.1 Basis of Consolidation

(i) Subsidiaries

Subsidiaries are entities, including structured entities, controlled by the Company. Control exists when the Group is exposed, or has rights, to variable returns from its involvement with the entity and has the ability to affect those returns through its power over the entity. Potential voting rights are considered when assessing control only when such rights are substantive. Besides, the Group considers it has *de facto* power over an investee when, despite not having the majority of voting rights, it has the current ability to direct the activities of the investee that significantly affect the investee's return.

Investment in subsidiaries is stated at cost less any impairment losses in the Company's financial position, unless the investment is held for sale or distribution.

Upon the disposal of investment in a subsidiary, the difference between the net disposal proceeds and its carrying amount is included in profit or loss.

(ii) Business combination

Business combinations are accounted for using the acquisition method from the acquisition date, which is the date on which control is transferred to the Group.

For new acquisitions, the Group measures the cost of goodwill at the acquisition date as:

- the fair value of the consideration transferred, plus
- the recognised amount of any non-controlling interest in the acquiree, plus
- if the business combination is achieved in stages, the fair value of the existing equity interest in the acquiree, less
- the net recognised amount at fair value of the identifiable assets acquired and liabilities assumed.

When the excess is negative, a bargain purchase gain is recognised in profit or loss.

For each business combination, the Group elects whether to recognise non-controlling interest in the acquiree either at fair value, or at the proportionate share of the acquiree's identifiable net assets at the acquisition date.

Transaction costs, other than those associated with the issue of debt or equity securities, that the Group incurs in connection with a business combination are expensed as incurred.

NOTES TO THE FINANCIAL STATEMENTS

30 SEPTEMBER 2021 (CONT'D)

3. SIGNIFICANT ACCOUNTING POLICIES (CONT'D)

3.1 Basis of Consolidation (cont'd)

(iii) Combination through merger

The acquisition of Aemulus Corporation Sdn. Bhd. is accounted for using the merger accounting principle. Accordingly, the results of the subsidiary are presented as if the merger had been effected throughout the years under review. The assets and liabilities combined are accounted for based on the carrying amounts from the perspective of the common control shareholder at the date of merger. On consolidation, the cost of the merger is cancelled with the values of the shares received. Any resulting debit difference is adjusted against any suitable reserve. Any other reserves which are attributable to share capital of the merged entities, to the extent that they have not been capitalised by a debit difference, are reclassified and presented as movement in other capital reserves.

(iv) Loss of control

Upon the loss of control of a subsidiary, the Group derecognises the assets and liabilities of the subsidiary, any non-controlling interests and the other components of equity related to the former subsidiary from the consolidated statement of financial position. Any surplus or deficit arising on the loss of control is recognised in profit or loss.

If the Group retains any interest in the previous subsidiary, then such interest is measured at fair value at the date that control is lost. Subsequently it is accounted for as an equity accounted investee or as financial asset depending on the level of influence retained.

(v) Associate

Associates are entities in which the Group has significant influence, but no control, over their financial and operating policies.

The Group's investments in its associate are accounted for using the equity method. Under the equity method, investment in an associate is carried in the statements of financial position at cost plus post acquisition changes in the Group's share of net assets of the associate or joint venture since the acquisition date. Goodwill relating to the associate is included in the carrying amount of the investment and is neither amortised nor individually tested for impairment.

The share of the result of an associate is reflected in profit or loss. Any change in other comprehensive income of those investees is presented as part of the Group's other comprehensive income. In addition, where there has been a change recognised directly in the equity of an associate or a joint venture, the Group recognises its share of any changes and discloses this, when applicable, in the consolidated statement of changes in equity. Unrealised gains and losses resulting from transactions between the Group and the associate are eliminated to the extent of the interest in the associate.

The aggregate of the Group's share of profit or loss of an associate is shown on the face of the statements of comprehensive income outside operating profit and represents profit or loss after tax and non-controlling interests in the subsidiaries of the associate.

NOTES TO THE FINANCIAL STATEMENTS

30 SEPTEMBER 2021 (CONT'D)

3. SIGNIFICANT ACCOUNTING POLICIES (CONT'D)

3.1 Basis of Consolidation (cont'd)

(v) Associate (cont'd)

When the Group's share of losses exceeds its interest in an associate, the carrying amount of that interest including any long-term investment is reduced to zero, and the recognition of further losses is discontinued except to the extent that the Group has an obligation or has made payments on behalf of the associate.

The financial statements of the associates are prepared as of the same reporting period as the Group. Where necessary, adjustments are made to bring the accounting policies of the associates in line with those of the Group.

After application of the equity method, the Group determines whether it is necessary to recognise an additional impairment loss on the Group's investments in its associates. The Group determines at each end of the reporting period whether there is any objective evidence that the investments in the associates is impaired. If there is such evidence, the Group calculates the amount of impairment as the difference between the recoverable amount of the associates and their carrying value, then recognises the amount in the "share of profit of investments accounted for using the equity method" in profit or loss.

Upon loss of significant influence over the associate, the Group measures and recognises any retained investment at its fair value. Any difference between the carrying amount of the associate upon loss of significant influence or joint control and the fair value of the retained investment and proceeds from disposal is recognised in profit or loss.

When the Group's interest in an associate decreases but does not result in a loss of significant influence, any retained interest is not re-measured. Any gain or loss arising from the decrease in interest is recognised in profit or loss. Any gains or losses previously recognised in other comprehensive income are also reclassified proportionately to the profit or loss if that gain or loss would be required to be reclassified to profit or loss on the disposal of the related assets or liabilities.

(vi) Transactions eliminated on consolidation

Intra-group balances and transactions, and any unrealised income and expenses arising from intra-group transactions, are eliminated in preparing the consolidated financial statements.

Unrealised gains arising from transactions with associate are eliminated against the investment to the extent of the Group's interest in the associate. Unrealised losses are eliminated in the same way as unrealised gains, but only to the extent that there is no evidence of impairment.

NOTES TO THE FINANCIAL STATEMENTS

30 SEPTEMBER 2021 (CONT'D)

3. SIGNIFICANT ACCOUNTING POLICIES (CONT'D)

3.2 Property, Plant and Equipment

Property, plant and equipment are stated at cost less accumulated depreciation and impairment losses, if any. The cost of an item of property, plant and equipment is recognised as an asset if, and only if, it is probable that future economic benefits associated with the item will flow to the Group and the Company and the cost of the item can be measured reliably.

Property, plant and equipment are depreciated on the straight-line method to write off the cost of the assets to their residual value over their estimated useful lives, at the following annual rates:

Leasehold land and building	Amortise over the lease period
Freehold commercial lot	2%
Office and testing equipment	10% - 20%
Furniture and fittings	10%
Renovation	10%
Motor vehicles	10%

Depreciation on capital expenditure in progress commences when the assets are ready for their intended use.

The residual value, useful life and depreciation method are reviewed at the end of each reporting period to ensure that the amount, method and period of depreciation are consistent with previous estimates and the expected pattern of consumption of the future economic benefits embodied in the items of property, plant and equipment.

Property, plant and equipment are derecognised upon disposal or when no future economic benefits are expected from its use or disposal. Gains or losses arising on the disposal of property, plant and equipment are determined as the difference between the disposal proceeds and the carrying amount of the assets and are recognised in profit or loss in the financial year in which the asset is derecognised.

3.3 Leases

The Group assesses at contract inception whether a contract is, or contains, a lease. That is, if the contract conveys the right to control the use of an identified asset for a period of time in exchange for consideration.

3.3.1 Group as a lessee

The Group applies a single recognition and measurement approach for all leases, except for short-term leases and leases of low-value assets. The Group recognises lease liabilities to make lease payments and right-of-use assets representing the right to use the underlying assets.

NOTES TO THE FINANCIAL STATEMENTS

30 SEPTEMBER 2021 (CONT'D)

3. SIGNIFICANT ACCOUNTING POLICIES (CONT'D)

3.3 Leases (cont'd)

3.3.1 Group as a lessee (cont'd)

3.3.1.1 Right-of-use assets

The Group recognises right-of-use ("ROU") assets at the commencement date of the lease (i.e., the date the underlying asset is available for use). ROU assets are measured at cost, less any accumulated depreciation and impairment losses, and adjusted for any remeasurement of lease liabilities. The cost of ROU assets includes the amount of lease liabilities recognised, initial direct costs incurred, and lease payments made at or before the commencement date less any lease incentives received.

The ROU asset is depreciated over its lease period of 3 years. It is also subject to impairment as detailed in Note 3.5 to the financial statements.

On the statements of financial position, right-of-use assets on leasehold land have been included in the property, plant and equipment.

3.3.1.2 Lease liabilities

At the commencement date of the lease, the Group recognises lease liability measured at the present value of lease payments to be made over the lease term. The lease payments include fixed payments (including in-substance fixed payments) less any lease incentives receivable, variable lease payments that depend on an index or a rate, and amounts expected to be paid under residual value guarantees.

In calculating the present value of lease payments, the Group uses its incremental borrowing rate at the lease commencement date because the interest rate implicit in the lease is not readily determinable. After the commencement date, the amount of lease liabilities is increased to reflect the accretion of interest and reduced for the lease payments made. In addition, the carrying amount of lease liabilities is remeasured if there is a modification, a change in the lease term, a change in the lease payments (e.g., changes to future payments resulting from a change in an index or rate used to determine such lease payments) or a change in the assessment of an option to purchase the underlying asset.

3.3.1.3 Short-term leases and leases of low-value assets

The Group applies the short-term lease recognition exemption to its short-term leases of premises and machineries (i.e., those leases that have a lease term of 12 months or less from the commencement date and do not contain a purchase option). It also applies the lease of low-value assets recognition exemption to leases of office equipment that are considered to be low value. Lease payments on short-term leases and leases of low value assets are recognised as expense on a straight-line basis over the lease term.

NOTES TO THE FINANCIAL STATEMENTS

30 SEPTEMBER 2021 (CONT'D)

3. SIGNIFICANT ACCOUNTING POLICIES (CONT'D)

3.3 Leases (cont'd)

3.3.2 Group as a lessor

Leases in which the Group does not transfer substantially all the risks and rewards of ownership of an asset are classified as operating leases. Rental income arising is accounted for on a straight-line basis over the lease terms and is included in other income in the statements of comprehensive income due to its operating nature. Initial direct costs incurred in negotiating and arranging an operating lease are added to the carrying amount of the leased asset and recognised over the lease term on the same basis as rental income. Contingent rents are recognised as other income in the period in which they are earned.

3.4 Intangible Assets

3.4.1 Research and development costs

All research costs are immediately recognised in profit or loss as incurred.

Expenditure incurred on projects to develop new products is capitalised as development costs and deferred only when the Company can demonstrate the technical feasibility of completing the asset so that it will be available for use or sale, its intention to complete and its ability to use or sell the asset, how the asset will generate future economic benefits, the availability of resources to complete the project and the ability to measure reliably the expenditure during the development. Development costs which do not meet these criteria are recognised in profit or loss as incurred.

Capitalised development costs comprise direct attributable costs incurred for development. Capitalised development costs, considered to have finite useful lives, are stated at cost less accumulated amortisation and any accumulated impairment losses. Development costs are amortised using the straight-line basis over the commercial lives of the underlying products from the commencement of the commercialisation of the products, typically over a 5 year period. The amortisation period and method are reviewed at the end of each reporting period to ensure that the expected useful lives of the assets are consistent with previous estimates and the expected pattern of consumption of the future economic benefits embodied in the items of intangible assets.

3.4.2 Goodwill

Goodwill acquired in a business combination is initially measured at cost being the excess of the cost of business combination over the Group's interest in the net fair value of the identifiable assets, liabilities and contingent liabilities.

Goodwill is stated at cost less accumulated impairment losses. Goodwill is not amortised but instead, it is reviewed for impairment, annually or more frequently if events or changes in circumstances indicate that the carrying value may be impaired.

NOTES TO THE FINANCIAL STATEMENTS

30 SEPTEMBER 2021 (CONT'D)

3. SIGNIFICANT ACCOUNTING POLICIES (CONT'D)

3.4 Intangible Assets (cont'd)

3.4.3 Trademarks and Patents

Trademarks and patents are intangible assets with indefinite useful life and are tested for impairment annually or more frequently if the events or changes in circumstances indicate that the carrying value may be impaired either individually or at cash-generating unit level. Such intangibles are not amortised. The useful life of an intangible asset with an indefinite life is reviewed annually to determine whether the useful life assessment continues to be supportable. If not, the change in useful life from indefinite to finite is made on a prospective basis.

3.5 Impairment of Non-Financial Assets

The Group assesses at each reporting date whether there is an indication that an asset may be impaired. If any indication exists, or when annual impairment testing for an asset is required, the Group estimates the asset's recoverable amount. An asset's recoverable amount is the higher of an asset's or cash-generating unit's (CGU) fair value less costs to sell and its value in use and is determined for an individual asset, unless the asset does not generate cash inflows that are largely independent of those from other assets or groups of assets. Where the carrying amount of an asset or CGU exceeds its recoverable amount, the asset is considered impaired and is written down to its recoverable amount.

In assessing value in use, the estimated future cash flows are discounted to their present value using a pre-tax discount rate that reflects current market assessments of the time value of money and the risks specific to the asset. In determining fair value less costs to sell, recent market transactions are taken into account, if available. If no such transactions can be identified, an appropriate valuation model is used. These calculations are corroborated by valuation multiples, quoted share prices for publicly traded companies or other available fair value indicators.

The Group bases its impairment calculation on detailed budgets and forecast calculations which are prepared separately for each of the Group's cash-generating units to which the individual assets are allocated. These budgets and forecast calculations are generally covering a period of three years. For longer periods, a long term growth rate is calculated and applied to project future cash flows after the third year.

Impairment losses of continuing operations, including impairment on inventories, are recognised in the profit or loss in those expense categories consistent with the function of the impaired asset, except for a property previously revalued where the revaluation was taken to other comprehensive income. In this case, the impairment is also recognised in other comprehensive income up to the amount of any previous revaluation.

NOTES TO THE FINANCIAL STATEMENTS

30 SEPTEMBER 2021 (CONT'D)

3. SIGNIFICANT ACCOUNTING POLICIES (CONT'D)

3.5 Impairment of Non-Financial Assets (cont'd)

For assets excluding goodwill, an assessment is made at each reporting date as to whether there is any indication that previously recognised impairment losses may no longer exist or may have decreased. If such indication exists, the Group estimates the asset's or cash-generating unit's recoverable amount. A previously recognised impairment loss is reversed only if there has been a change in the assumptions used to determine the asset's recoverable amount since the last impairment loss was recognised. The reversal is limited so that the carrying amount of the asset does not exceed its recoverable amount, nor exceed the carrying amount that would have been determined, net of depreciation, had no impairment loss been recognised for asset in prior years. Such reversal is recognised in the profit or loss unless the asset is carried at a revalued amount, in which case the reversal is treated as a revaluation increase.

Goodwill is tested for impairment annually as at the end of each reporting period, and when circumstances indicate that the carrying value may be impaired. Impairment is determined for goodwill by assessing the recoverable amount of each cash-generating unit (or group of cash-generating units) to which the goodwill relates. Where the recoverable amount of the cash-generating unit is less than their carrying amount, an impairment loss is recognised. Impairment losses relating to goodwill cannot be reversed in future periods.

Intangible assets with indefinite useful lives are tested for impairment annually as at the end of each reporting period, either individually or at the cash-generating unit level, as appropriate and when circumstances indicate that the carrying value may be impaired.

3.6 Financial Instruments

A financial instrument is any contract that gives rise to a financial asset of one entity and a financial liability or equity instrument of another entity.

3.6.1 Financial assets

(i) Initial recognition and measurement

Financial assets are measured at initial recognition at fair value and subsequently measured at amortised cost ("AC"), fair value through other comprehensive income ("FVOCI") or fair value through profit or loss ("FVTPL").

The classification of financial assets at initial recognition depends on the financial asset's contractual cash flow characteristics and the Group's and the Company's business model for managing them. With the exceptions of trade receivables that do not contain a significant financing component or for which the Group and the Company have applied the practical expedient, the Group and the Company initially measure a financial asset at its fair value plus, in the case of a financial asset not at FVTPL, at its transaction costs.

NOTES TO THE FINANCIAL STATEMENTS

30 SEPTEMBER 2021 (CONT'D)

3. SIGNIFICANT ACCOUNTING POLICIES (CONT'D)

3.6 Financial Instruments (cont'd)

3.6.1 Financial assets (cont'd)

(i) Initial recognition and measurement (cont'd)

In order for a financial asset to be classified and measured at AC or FVOCI, it needs to give rise to cash flows that are 'solely payments of principal and interest ("SPPI")' on the principal amount outstanding. This assessment is referred to as the SPPI test and is performed at an instrument level. Financial assets with cash flows that are not SPPI are classified and measured at FVTPL, irrespective of the business model.

The Group's and the Company's business model for managing financial assets refers to how it manages its financial assets in order to generate cash flows. The business model determines whether cash flows will result from collecting contractual cash flows, selling the financial assets, or both. Financial assets classified and measured at AC are held within a business model with the objective to hold financial assets in order to collect contractual cash flows while financial assets classified and measured at FVOCI are held within a business model with the objective of both holding to collect contractual cash flows and selling.

Purchases or sales of financial assets that require delivery of assets within a time frame established by regulation or convention in the market place (regular way trades) are recognised on the trade date, i.e., the date that the Group and the Company commit to purchase or sell the asset.

(ii) Subsequent measurement

For purposes of subsequent measurement, financial assets are classified into four categories:

- Financial assets at AC (debt instruments)
- Financial assets at FVOCI (debt instruments)
- Financial assets designated at FVOCI with no recycling of cumulative gains and losses upon derecognition (equity instruments)
- Financial assets at FVTPL

NOTES TO THE FINANCIAL STATEMENTS

30 SEPTEMBER 2021 (CONT'D)

3. SIGNIFICANT ACCOUNTING POLICIES (CONT'D)

3.6 Financial Instruments (cont'd)

3.6.1 Financial assets (cont'd)

(ii) Subsequent measurement (cont'd)

Financial assets at AC

Financial assets at AC are subsequently measured using the effective interest rate ("EIR") method and are subject to impairment. Gains and losses are recognised in profit or loss when the asset is derecognised, modified or impaired. The Group's and the Company's financial assets at AC includes trade receivables, amount due from subsidiary, other receivables and refundable deposits, deposits with licensed banks and cash and bank balances.

Financial assets at FVTPL

Financial assets at FVTPL are carried in the statements of financial position at fair value with net changes in fair value recognised in the statements of comprehensive income.

This category includes other investments which the Group and the Company have not irrevocably elected to classify at FVOCI. Dividends on listed equity investments are recognised as other income in the statements of comprehensive income when the right of payment has been established.

The Group's and the Company's financial assets at FVTPL include quoted investments.

Financial assets at FVOCI

Upon initial recognition, the Group can elect to classify irrevocably its equity investments as equity instruments designated at FVOCI when they meet the definition of equity under MFRS 132 Financial Instruments: Presentation and are not held for trading. The classification is determined on an instrument-by-instrument basis.

Gains and losses on these financial assets are never recycled to profit or loss. Dividends are recognised as other income in the statements of comprehensive income when the right of payment has been established, except when the Group benefits from such proceeds as a recovery of part of the cost of the financial asset, in which case, such gains are recorded in OCI. Equity instruments designated at FVOCI are not subject to impairment assessment.

The Group elected to classify irrevocably its investments in unquoted shares under this category.

NOTES TO THE FINANCIAL STATEMENTS

30 SEPTEMBER 2021 (CONT'D)

3. SIGNIFICANT ACCOUNTING POLICIES (CONT'D)

3.6 Financial Instruments (cont'd)

3.6.1 Financial assets (cont'd)

(iii) Derecognition

A financial asset (or, where applicable, a part of a financial asset or part of a group of similar financial assets) is primarily derecognised (i.e., removed from the Group's and the Company's statements of financial position) when:

- the rights to receive cash flows from the asset have expired, or
- the Group and the Company have transferred their rights to receive cash flows from the asset or have assumed an obligation to pay the received cash flows in full without material delay to a third party under a 'pass-through' arrangement; and either (a) the Group and the Company have transferred substantially all the risks and rewards of the asset, or (b) the Group and the Company have neither transferred nor retained substantially all the risks and rewards of the asset, but have transferred control of the asset.

When the Group and the Company have transferred their rights to receive cash flows from an asset or have entered into a pass-through arrangement, it evaluates if, and to what extent, they have retained the risks and rewards of ownership. When they have neither transferred nor retained substantially all of the risks and rewards of the asset, nor transferred control of the asset, the Group and the Company continue to recognise the transferred asset to the extent of their continuing involvement. In that case, the Group and the Company also recognise an associated liability. The transferred asset and the associated liability are measured on a basis that reflects the rights and obligations that the Group and the Company have retained.

Continuing involvement that takes the form of a guarantee over the transferred asset is measured at the lower of the original carrying amount of the asset and the maximum amount of consideration that the Group and the Company could be required to repay.

(iv) Impairment

The Group and the Company recognise allowance for expected credit losses ("ECLs") on financial assets measured at amortised cost, debt investments measured at fair value through other comprehensive income, contract assets, and lease receivables. ECLs are a probability-weighted estimate of credit losses.

The Group and the Company measure loss allowances at an amount equal to lifetime expected credit loss, except for debt securities that are determined to have low credit risk at the reporting date, cash and bank balance and other debt securities for which credit risk has not increased significantly since initial recognition, which are measured at 12-month expected credit loss. Loss allowances for trade receivables, contract assets and lease receivables are always measured at an amount equal to lifetime expected credit loss.

When determining whether the credit risk of a financial asset has increased significantly since initial recognition and when estimating expected credit loss, the Group and the Company consider reasonable and supportable information that is relevant and available without undue cost or effort. This includes both quantitative and qualitative information and analysis, based on the Group's and the Company's historical experience and informed credit assessment and including forward-looking information, where available.

NOTES TO THE FINANCIAL STATEMENTS

30 SEPTEMBER 2021 (CONT'D)

3. SIGNIFICANT ACCOUNTING POLICIES (CONT'D)

3.6 Financial Instruments (cont'd)

3.6.1 Financial assets (cont'd)

(iv) Impairment (cont'd)

Lifetime expected credit losses are the expected credit losses that result from all possible default events over the expected life of the asset, while 12-month expected credit losses are the portion of expected credit losses that result from default events that are possible within the 12 months after the reporting date. The maximum period considered when estimating expected credit losses is the maximum contractual period over which the Group and the Company are exposed to credit risk.

The Group and the Company estimate the expected credit losses on trade receivables using a provision matrix with reference to historical credit loss experience.

An impairment loss in respect of financial assets measured at amortised cost is recognised in profit or loss and the carrying amount of the asset is reduced through the use of an allowance account.

At each reporting date, the Group and the Company assess whether the financial assets carried at amortised cost and debt securities at fair value through other comprehensive income are credit-impaired. A financial asset is credit impaired when one or more events that have a detrimental impact on the estimated future cash flows of the financial asset have occurred.

The gross carrying amount of a financial asset is written off (either partially or fully) to the extent that there is no realistic prospect of recovery. This is generally the case when the Group and the Company determine that the debtor does not have assets or sources of income that could generate sufficient cash flows to repay the amounts owing. However, financial assets that are written off could still be subject to enforcement activities in order to comply with the Group's or the Company's procedures for recovery amounts due.

3.6.2 Financial liabilities

(i) Initial recognition and measurement

All financial liabilities are recognised initially at fair value and, in the case of loans and borrowings and payables, net of directly attributable transaction costs.

The Group's and the Company's financial liabilities include trade and other payables, amount due to an associate, borrowings and financial derivatives.

(ii) Subsequent measurement

For purposes of subsequent measurement, financial liabilities are classified in two categories:

- Financial liabilities at AC
- Financial liabilities at FVTPL

NOTES TO THE FINANCIAL STATEMENTS

30 SEPTEMBER 2021 (CONT'D)

3. SIGNIFICANT ACCOUNTING POLICIES (CONT'D)

3.6 Financial Instruments (cont'd)

3.6.2 Financial liabilities (cont'd)

(ii) Subsequent measurement (cont'd)

Financial liabilities at AC

This is the category most relevant to the Group and to the Company. After initial recognition, trade and other payables, amount due to an associate and borrowings are subsequently measured at AC using the effective interest rate ("EIR") method. Gains and losses are recognised in profit or loss when the liabilities are derecognised as well as through the EIR amortisation process. AC is calculated by taking into account any discount or premium on acquisition and fees or costs that are an integral part of the EIR. The EIR amortisation is included as finance costs in the statements of comprehensive income.

Financial liabilities at FVTPL

Financial liabilities at FVTPL include derivatives and financial liabilities designated upon initial recognition as at FVTPL.

Financial liabilities are classified as held for trading if they are incurred for the purpose of repurchasing in the near term. This category also includes derivative financial instruments entered into by the Group that are not designated as hedging instruments in hedge relationships as defined by MFRS 9. Separated embedded derivatives are also classified as held for trading unless they are designated as effective hedging instruments.

Gains or losses on liabilities held for trading are recognised in the statements of comprehensive income.

Financial liabilities designated upon initial recognition at fair value through profit or loss are designated at the initial date of recognition, and only if the criteria in MFRS 9 are satisfied.

(iii) Derecognition

A financial liability is derecognised when the obligation under the liability is discharged or cancelled or expired. When an existing financial liability is replaced by another from the same lender on substantially different terms, or the terms of an existing liability are substantially modified, such an exchange or modification is treated as the derecognition of the original liability and the recognition of a new liability. The difference in the respective carrying amounts is recognised in the statements of comprehensive income.

3.6.3 Offsetting of financial instruments

Financial assets and financial liabilities are offset and the net amount is reported in the statements of financial position if, and only if, there is currently a legally enforceable right to offset the recognised amounts and there is an intention to settle on a net basis, or to realise the assets and settle the liabilities simultaneously.

NOTES TO THE FINANCIAL STATEMENTS

30 SEPTEMBER 2021 (CONT'D)

3. SIGNIFICANT ACCOUNTING POLICIES (CONT'D)

3.6 Financial Instruments (cont'd)

3.6.4 Financial guarantee contracts

A financial guarantee contract is a contract that requires the issuer to make specified payments to reimburse the holder for a loss if incurs because a specified debtor fails to make payment when due.

Financial guarantee contracts are recognised initially as a liability at fair value, net of transaction costs. Subsequent to initial recognition, financial guarantee contracts are recognised as income in statements of comprehensive income over the period of the guarantee. If the debtor fails to make payment relating to financial guarantee contract when it is due and the Company, as the issuer, is required to reimburse the holder for the associated loss, the liability is measured at the higher of the best estimate of the expenditure required to settle the present obligation at the reporting date and the amount initially recognised less cumulative amortisation.

3.6.5 Regular way purchase or sale of financial assets

A regular way purchase or sale is a purchase or sale of a financial asset under a contract whose terms require delivery of the asset within the time frame established generally by regulation or convention in the market place concerned.

A regular way purchase or sale of financial assets is recognised and derecognised, as applicable, using trade date accounting. Trade date accounting refers to:

- (a) the recognition of an asset to be received and the liability to pay for it on the trade date, and
- (b) derecognition of an asset that is sold, recognition of any gain or loss on disposal and the recognition of a receivable from the buyer for payment on the trade date.

3.7 Inventories

Inventories are stated at the lower of cost and net realisable value.

Cost of all inventories are determined on the first-in, first-out basis.

The cost of raw materials includes expenditure incurred in acquiring the inventories and other costs incurred in bringing them to the existing location and condition. In the case of finished goods, cost includes direct labour and attributable production overheads.

Net realisable value represents the estimated selling price in the ordinary course of business less the estimated costs of completion and the estimated costs necessary to make the sale.

3.8 Cash and Cash Equivalents

Cash comprises cash in hand, cash at bank and demand deposits. Cash equivalents are short term and highly liquid investments that are readily convertible to known amount of cash and which are subject to an insignificant risk of changes in value, against which bank overdraft balances, if any, are deducted.

NOTES TO THE FINANCIAL STATEMENTS

30 SEPTEMBER 2021 (CONT'D)

3. SIGNIFICANT ACCOUNTING POLICIES (CONT'D)

3.9 Provisions

Provisions are recognised when the Group and the Company have a present legal or constructive obligation as a result of past events, when it is probable that an outflow of resources embodying economic benefits will be required to settle the obligation, and when a reliable estimate of the amount can be made.

Provisions are measured at the present value of the expenditures expected to be required to settle the obligation using a pre-tax rate that reflects current market assessments of the time value of money and the risks specific to the obligation. The increase in the provision due to passage of time is recognised as finance cost expense.

A provision for warranty is recognised when the underlying products or services are sold. The provision is based on historical warranty data and a weighting of all possible outcomes against their associated probabilities.

3.10 Revenue Recognition

Revenue from contracts with customers is recognised when control of the goods or services are transferred to the customer at an amount that reflects the consideration to which the Group expects to be entitled in exchange for those goods or services. The Group has generally concluded that it is the principal in its revenue arrangement because it typically controls the goods or services before transferring them to the customer.

The performance obligations to recognise revenue are as follows:

(i) **Sale of goods**

(a) Outright sale

Revenue from sale of equipment is recognised at a point in time when the transfer of control of the completed goods have been passed to the customer, generally on the delivery of the goods.

(b) Finance lease arrangement

Revenue is recognised at the commencement of the lease term based on the lower of the fair value of the asset and the present value of the minimum lease payments, computed at a market rate of interest. The finance income associated with the finance lease is recognised over the lease term.

(ii) **Rendering of services**

The Group determines that the transfer of control of promised services generally coincides with the Group's performance as the customer simultaneously receives and consumes the benefits of the performance as the Group performs. Accordingly, revenue from the rendering of services is recognised over time when the services are performed. The Group measures the progress towards complete satisfaction of the performance obligation by reference to services performed to date as a percentage of total services to be performed.

NOTES TO THE FINANCIAL STATEMENTS

30 SEPTEMBER 2021 (CONT'D)

3. SIGNIFICANT ACCOUNTING POLICIES (CONT'D)

3.10 Revenue Recognition (cont'd)

(iii) Dividend income

Dividend income is recognised when the Group's and the Company's right to receive payment is established, which is generally when shareholders approve the dividend.

(iv) Rental income

Rental income is accounted for on a straight-line basis over the lease terms. The aggregate costs of incentives provided to lessees are recognised as a reduction of rental income over the lease term on a straight-line basis.

(v) Interest income

Interest income is recognised as it accrues using the effective interest method in profit or loss.

3.10.1 Contract balances

Trade receivables

A receivable represents the Group's right to an amount of consideration that is unconditional (i.e., only the passage of time is required before payment of the consideration is due).

Contract assets

A contract asset is the right to consideration in exchange for goods or services transferred to the customer. If the Group performs by transferring goods or services to a customer before the customer pays consideration or before payment is due, a contract asset is recognised for the earned consideration that is conditional.

Contract liabilities

A contract liability is the obligation to transfer goods or services to a customer for which the Group has received consideration (or an amount of consideration is due) from the customer. If a customer pays consideration before the Group transfers goods or services to the customer, a contract liability is recognised when the payment is made or the payment is due (whichever is earlier). Contract liabilities are recognised as revenue when the Group performs under the contract.

3.11 Employee Benefits

Short term benefits

Wages, salaries, bonuses and social security contributions are recognised as an expense in the year in which the associated services are rendered by employees of the Group. Short term accumulating compensated absences such as paid annual leave are recognised when services are rendered by employees that increase their entitlement to future compensated absences, and short term non-accumulating compensated absences such as sick leave are recognised when the absences occur.

NOTES TO THE FINANCIAL STATEMENTS

30 SEPTEMBER 2021 (CONT'D)

3. SIGNIFICANT ACCOUNTING POLICIES (CONT'D)

3.11 Employee Benefits (cont'd)

Defined contribution plans

As required by law, companies in Malaysia make contributions to the national pension scheme, the Employees Provident Fund ("EPF"). Such contributions are recognised as an expense in profit or loss as incurred. The subsidiary's foreign branch also make contributions to their country's statutory pension schemes. The Group has no legal or constructive obligation to pay contributions in addition to its fixed contributions which are recognised as an expense in the period that relevant employee services are received.

Restricted Share Plan ("RSP")

Employees of the Group receive remuneration in the form of shares of the Company as consideration for services rendered. The cost of these equity-settled transactions with employees is measured by reference to the fair value of the shares at the date on which the shares are granted by the Company. This cost is recognised in profit or loss, with a corresponding increase in the equity as RSP reserve over the vesting period. The cumulative expense recognised at the end of each reporting period until the vesting date reflects the extent to which the vesting period has expired and the Company's best estimate of the number of shares that will ultimately vest. The charge or credit to profit or loss for a period represents the movement in cumulative expense recognised at the beginning and end of that period.

No expense is recognised for shares that do not ultimately vest, except for shares where vesting is conditional upon a market or non-vesting condition, which are treated as vested irrespective of whether or not the market or non-vesting condition is satisfied, provided that all other performance and/or service conditions are satisfied.

3.12 Borrowings Costs

Borrowing costs directly attributable to the acquisition, construction or production of a qualifying asset are capitalised during the period of time that is necessary to complete and prepare the asset for its intended use or sale. Capitalisation of borrowing costs commences when the activities to prepare the asset for its intended use or sale are in progress and the expenditures and borrowing costs are incurred. Borrowing costs are capitalised until the assets are substantially completed for their intended use or sale.

Other borrowing costs are expensed as expenses in the period in which they are incurred. Borrowing costs consist of interest and other costs that the Group incurred in connection with the borrowing of funds.

3.13 Income Tax

Income tax expense comprises current tax and deferred tax. Current tax and deferred tax are recognised in profit or loss except to the extent that it relates to a business combination or items recognised directly in equity or other comprehensive income.

Current tax is the expected tax payable or receivable on the taxable income or loss for the year, using tax rates enacted or substantively enacted by the end of the reporting period, and any adjustment to tax payable in respect of previous years.

NOTES TO THE FINANCIAL STATEMENTS

30 SEPTEMBER 2021 (CONT'D)

3. SIGNIFICANT ACCOUNTING POLICIES (CONT'D)

3.13 Income Tax (cont'd)

Deferred tax is recognised using the liability method, providing for temporary differences between the carrying amounts of assets and liabilities in the statements of financial position and their tax bases. Deferred tax is not recognised for temporary differences arising from the initial recognition of goodwill and assets or liabilities in a transaction that is not a business combination and that affects neither accounting nor taxable profit or loss. Deferred tax is measured at the tax rates that are expected to be applied to the temporary differences when they reverse, based on the laws that have been enacted or substantively enacted by the end of the reporting period.

Deferred tax assets and liabilities are offset if there is a legally enforceable right to offset current tax liabilities and assets, and they relate to income taxes levied by the same tax authority on the same taxable entity, or on different tax entities, but they intend to settle current tax liabilities and assets on a net basis or their tax assets and liabilities will be realised simultaneously.

A deferred tax asset is recognised to the extent that it is probable that future taxable profits will be available against which the temporary difference can be utilised. Deferred tax assets are reviewed at the end of each reporting period and are reduced to the extent that it is no longer probable that the related tax benefit will be realised.

3.14 Sales and Service Tax ("SST")

Revenue, expenses and assets are recognised net of SST except:

- where the SST incurred in a purchase of asset or service is not recoverable from the taxation authority, in which case the SST is recognised as part of the cost of acquisition of the asset or as part of the expense item as applicable; and
- receivables and payables that are stated with SST inclusive.

The net SST recoverable from, or payable to, the taxation authority is included as part of receivables or payables in the statements of financial position.

The rate of Sales Tax is fixed at 5% or 10%, while the rate for Service Tax is fixed at 6%.

NOTES TO THE FINANCIAL STATEMENTS

30 SEPTEMBER 2021 (CONT'D)

3. SIGNIFICANT ACCOUNTING POLICIES (CONT'D)

3.15 Foreign Currency

Foreign currency transactions

Transactions in foreign currencies are translated to the functional currency of the Group at exchange rates at the dates of the transactions.

Monetary assets and liabilities denominated in foreign currencies at the end of the reporting period are translated to the functional currency at the exchange rate at that date.

Non-monetary assets and liabilities measured at historical cost in a foreign currency at the end of the reporting period are translated to the functional currency at the exchange rate at the date of the transaction except for those measured at fair value shall be translated at the exchange rate at the date when the fair value was determined.

Exchange differences arising from the settlement of foreign currency transactions and from the translation of foreign currency monetary assets and liabilities are recognised in profit or loss.

Exchange differences arising on the translation of non-monetary items carried at fair value are included in profit or loss for the period except for the differences arising on the translation of non-monetary items in respect of which gains or losses are recognised directly in other comprehensive income.

Foreign operations

The incorporation of the financial statements of the subsidiary's foreign branch are translated into RM at the approximate rate of exchange ruling at the end of the reporting period for assets and liabilities and at the approximate average rate of exchange ruling on transaction dates for income and expenses. Exchange differences due to such currency translations are taken directly to exchange translation reserve.

3.16 Segment Reporting

An operating segment is a component of the Group that engages in business activities from which it may earn revenue and incur expenses, including revenue and expenses that relate to transactions with any of the Group's other components. An operating segment's operating results are reviewed regularly by the chief operating decision maker, who in this case are the Executive Directors of the Group, to make decisions about resources to be allocated to the segment and assess its performance, and for which discrete financial information is available.

3.17 Share Capital, Share Issuance Costs and Dividends

Classification

Ordinary shares are classified as equity. Other shares are classified as equity and/or liability according to the economic substance of the particular instrument.

Share issuance costs

Incremental external costs directly attributable to the issuance of new shares are deducted against equity.

NOTES TO THE FINANCIAL STATEMENTS

30 SEPTEMBER 2021 (CONT'D)

3. SIGNIFICANT ACCOUNTING POLICIES (CONT'D)

3.17 Share Capital, Share Issuance Costs and Dividends (cont'd)

Dividends

Dividends on ordinary shares are accounted for in shareholder's equity as an appropriation of retained profits and recognised as a liability in the period in which they are declared and approved.

3.18 Contingencies

Where it is not probable that an inflow or an outflow of economic benefits will be required, or the amount cannot be estimated reliably, the asset or the obligation is not recognised in the statements of financial position but is disclosed as a contingent asset or contingent liability, unless the probability of inflow or outflow of economic benefits is remote. Possible obligations, whose existence will only be confirmed by the occurrence or non-occurrence of one or more future events, are also disclosed as contingent assets or contingent liabilities unless the probability of inflow or outflow of economic benefits is remote.

3.19 Related Parties

A related party is a person or entity that is related to the Group. A related party transaction is a transfer of resources, services or obligations between the Group and its related party, regardless of whether a price is charged.

(a) A person or a close member of that person's family is related to the Group if that person:

- (i) Has control or joint control over the Group;
- (ii) Has significant influence over the Group; or
- (iii) Is a member of the key management personnel of the Group.

(b) An entity is related to the Group if any of the following conditions applies:

- (i) The entity and the Group are members of the same group.
- (ii) The entity is an associate or joint venture of the other entity.
- (iii) Both entities are joint ventures of the same third party.
- (iv) The entity is a joint venture of a third entity and the other entity is an associate of the third entity.
- (v) The entity is a post-employment benefit plan for the benefits of employees of either the Group or an entity related to the Group.
- (vi) The entity is controlled or jointly-controlled by a person identified in (a) above.
- (vii) A person identified in (a)(i) above has significant influence over the Group or is a member of the key management personnel of the entity.
- (viii) The entity, or any member of a group when it is a part, provides key management personnel services to the Group.

NOTES TO THE FINANCIAL STATEMENTS

30 SEPTEMBER 2021 (CONT'D)

4. PROPERTY, PLANT AND EQUIPMENT

GROUP	Leasehold land RM	Building RM	Freehold commercial lot RM	Office and testing equipment RM	Furniture and fittings RM	Renovation RM	Motor vehicles RM	Capital expenditure in progress RM	Total RM
2021									
At cost									
Balance at beginning	4,965,033	18,676,293	-	17,659,666	704,535	833,329	426,275	-	43,265,131
Additions	4,965,013	99,017	-	1,133,707	134,565	152,765	-	-	6,485,067
Capitalised from inventory	-	-	-	2,270,049	-	-	-	-	2,270,049
Disposals	-	-	-	(120,806)	(247,880)	-	-	-	(368,686)
Transferred to inventory	-	-	-	(709,600)	-	-	-	-	(709,600)
Foreign currency translation	-	-	-	2,032	-	4,167	-	-	6,199
Balance at end	9,930,046	18,775,310	-	20,235,048	591,220	990,261	426,275	-	50,948,160
Accumulated depreciation									
Balance at beginning	20,688	75,281	-	7,001,960	261,030	676,941	142,090	-	8,177,990
Current charge	131,022	310,849	-	1,912,149	69,315	31,059	42,628	-	2,497,022
Disposals	-	-	-	(91,877)	(200,997)	-	-	-	(292,874)
Transferred to inventory	-	-	-	(102,536)	-	-	-	-	(102,536)
Foreign currency translation	-	-	-	1,372	-	1,789	-	-	3,161
Balance at end	151,710	386,130	-	8,721,068	129,348	709,789	184,718	-	10,282,763
Carrying amount	9,778,336	18,389,180	-	11,513,980	461,872	280,472	241,557	-	40,665,397

NOTES TO THE FINANCIAL STATEMENTS

30 SEPTEMBER 2021 (CONT'D)

4. PROPERTY, PLANT AND EQUIPMENT (CONT'D)

GROUP	Leasehold land RM	Building RM	Freehold commercial lot RM	Office and testing equipment RM	Furniture and fittings RM	Renovation RM	Motor vehicles RM	Capital expenditure in progress RM	Total RM
2020									
At cost									
Balance at beginning	4,965,033	-	210,000	16,365,500	378,291	724,894	426,275	7,229,025	30,299,018
Additions	-	920,555	-	198,130	326,244	104,022	-	10,526,713	12,075,664
Capitalised from inventory	-	-	-	1,374,863	-	-	-	-	1,374,863
Disposal	-	-	(210,000)	-	-	-	-	-	(210,000)
Transferred to inventory	-	-	-	(280,613)	-	-	-	-	(280,613)
Reclassification	-	17,755,738	-	-	-	-	-	(17,755,738)	-
Foreign currency translation	-	-	-	1,786	-	4,413	-	-	6,199
Balance at end	4,965,033	18,676,293	-	17,659,666	704,535	833,329	426,275	-	43,265,131
Accumulated depreciation									
Balance at beginning	-	-	42,700	5,292,193	225,413	413,118	99,463	-	6,072,887
Current charge	20,688	75,281	700	1,758,625	35,617	262,441	42,627	-	2,195,979
Disposal	-	-	(43,400)	-	-	-	-	-	(43,400)
Transferred to inventory	-	-	-	(49,857)	-	-	-	-	(49,857)
Foreign currency translation	-	-	-	999	-	1,382	-	-	2,381
Balance at end	20,688	75,281	-	7,001,960	261,030	676,941	142,090	-	8,177,990
Carrying amount	4,944,345	18,601,012	-	10,657,706	443,505	156,388	284,185	-	35,087,141

(i) The leasehold land and building are pledged as securities for banking facility granted to a subsidiary.

(ii) The amount of borrowing costs capitalised in the property, plant and equipment of the Group during the financial year is **RM Nil** (2020: RM249,457).

NOTES TO THE FINANCIAL STATEMENTS

30 SEPTEMBER 2021 (CONT'D)

4. PROPERTY, PLANT AND EQUIPMENT (CONT'D)

(iii) The inventories capitalised as property, plant and equipment represent demo units and equipment held for use in the customers' support activities, research and development activities, production of goods and are expected to be used for more than one period.

(iv) Included in the net carrying amount of property, plant and equipment are right-of-use assets as follows:

	Carrying amount RM	Current depreciation RM	Additions RM
2021			
Leasehold land	9,778,336	131,022	4,965,013
Office and testing equipment	591,160	68,759	522,401
2020			
Leasehold land	4,944,345	20,688	-

(v) The carrying amount of leased office and testing equipment of the Group which are pledged as securities for the finance lease liabilities as disclosed in Note 23 to the financial statements is **RM522,401** (2020: RM Nil).

NOTES TO THE FINANCIAL STATEMENTS

30 SEPTEMBER 2021 (CONT'D)

5. RIGHT-OF-USE ASSET AND LEASE LIABILITY

Group as a lessee

The Group has a lease contract on rental of office premise used in its operations that has a lease term of 3 years.

The Group also has leases of premises and machineries with lease term of less than 12 months and certain leases of office equipment with low value. The Group applies the 'short-term lease' and 'lease of low-value assets' recognition exemptions for these leases.

Right-of-use asset

Set out below are the carrying amount of right-of-use asset recognised and the movements during the financial year:

	Office premise	
	2021 RM	2020 RM
Balance at beginning	221,658	-
Addition	-	234,697
Depreciation	(78,232)	(13,039)
Balance at end	143,426	221,658

Lease liability

Set out below are the carrying amount of lease liability recognised and the movements during the financial year:

	2021 RM	2020 RM
Balance at beginning	222,333	-
Addition	-	234,697
Accretion of interest	6,987	1,436
Payments	(82,800)	(13,800)
Balance at end	146,520	222,333
Represented by:		
Non-current liabilities	67,838	146,520
Current liabilities	78,682	75,813
	146,520	222,333

The maturity analysis of the lease liability is disclosed in Note 37.4 to the financial statements.

NOTES TO THE FINANCIAL STATEMENTS

30 SEPTEMBER 2021 (CONT'D)

5. RIGHT-OF-USE ASSET AND LEASE LIABILITY (CONT'D)

The following amounts are recognised in profit or loss:

	2021 RM	2020 RM
Depreciation expense of right-of-use asset	78,232	13,039
Accretion of interest on lease liability	6,987	1,436
Expenses relating to short term leases	70,055	794,639
Expenses relating to lease of low value assets	7,050	-
Total amount recognised in profit or loss	162,324	809,114

6. INTANGIBLE ASSETS

	GROUP	
	2021 RM	2020 RM
At cost:		
Goodwill	13,663,357	13,663,357
Trademark, patent and industry design	22,978	22,978
	13,686,335	13,686,335

The goodwill arising from the business acquisition and other intangible assets have been allocated to the Group's electronic tester segment as the cash-generating unit ("CGU").

For annual impairment testing purposes, the recoverable amount of the CGU are determined based on their value-in-use, which apply a discounted cash flow model using cash flow projections based on approved financial budget and projections covering a five (5)-year period.

Key assumptions used in value-in-use calculations

The key assumptions on which the management has based on for the computation of value-in-use are as follows:

- (i) Cash flow projections and growth rate

The 5-year cash flow projections are prepared based on management's past experience. The revenue for the first year of the 5-year cash flow projections is prepared based on the most recent approved financial budget by the Board of Directors. Thereafter, a **10%** (2020: 10%) annual growth rate is applied to the remaining years of the cash flow projections. A terminal value is assigned at the end of the 5-year cash flow projections based on an assumed growth rate of **1%** (2020: 1%) in perpetuity.

NOTES TO THE FINANCIAL STATEMENTS

30 SEPTEMBER 2021 (CONT'D)

6. INTANGIBLE ASSETS (CONT'D)

Key assumptions used in value-in-use calculations (cont'd)

(ii) Discount rate

A pre-tax discount rate of **19.10%** (2020: 13.80%) was applied in determining the recoverable amount of the CGU. The discount rate was estimated based on the Company's weighted average cost of capital, which takes into consideration both the cost of debt and cost of equity.

Sensitivity to changes in key assumptions

A 5% decrease in future planned revenue or an increase of 5% in the discount rate used would not cause impairment loss on goodwill except for changes in prevailing environment which is not ascertainable.

7. DEVELOPMENT COSTS

	GROUP	
	2021 RM	2020 RM
At cost		
Balance at beginning	6,389,903	3,981,873
Additions - staff cost	5,430,934	2,113,633
- other direct attributable costs	127,245	294,397
	11,948,082	6,389,903
Less: Accumulated amortisation		
Balance at beginning	(340,878)	(9,456)
Current charges	(518,528)	(331,422)
	(859,406)	(340,878)
	11,088,676	6,049,025

8. INVESTMENT IN A SUBSIDIARY

	COMPANY	
	2021 RM	2020 RM
Unquoted shares, at cost	35,105,998	35,105,998
RSP shares granted to employees of a subsidiary	1,515,881	754,848
	36,621,879	35,860,846

NOTES TO THE FINANCIAL STATEMENTS

30 SEPTEMBER 2021 (CONT'D)

8. INVESTMENT IN A SUBSIDIARY (CONT'D)

The details of the Malaysian subsidiary are as follows:

Name of Subsidiary	Effective Equity Interest		Principal Activities
	2021 %	2020 %	
Aemulus Corporation Sdn. Bhd. ("ACSB")	100	100	Design and development of automated test equipment, test and measurement instruments, and the provision of design consultancy and test-related services.

ACSB's branch office in Taiwan is principally involved in the marketing and sale of automated test equipment and test and measurement instruments.

The consolidated financial statements have been prepared using the merger accounting method to account for the acquisition of ACSB. Merger deficit is determined as the difference between the cost of merger and nominal value of the share capital in the subsidiary acquired and is recognised in the statements of financial position.

9. INVESTMENT IN AN ASSOCIATE

	GROUP	
	2021 RM	2020 RM
Unquoted shares, at cost	3,307,525	1,222,400
Share of post-acquisition results	574,590	-
Elimination of unrealised profits arising from transactions with associate	(597,268)	-
	3,284,847	1,222,400

Details of the associate which is incorporated in The People's Republic of China ("China") are as follows:

#	Name of Company	Effective Equity Interest		Principal Activities
		2021 %	2020 %	
#	Tangming Shengshi Technology (Jiashan) Co., Ltd. ("TMSS") (formerly known as TMSS Technology (Jiashan) Co., Ltd.)	40	40	(i) Technology development, technical consultation, manufacturing, sales, and provision of related ancillary services for semiconductor equipment, precision automated equipment and its accessories; (ii) Research and development, sales, and provision of related ancillary services for software products; and (iii) Import and export business for various goods and technology, with the exception of country restricted import and export of goods and technology.

Not audited by Grant Thornton Malaysia PLT.

NOTES TO THE FINANCIAL STATEMENTS

30 SEPTEMBER 2021 (CONT'D)

9. INVESTMENT IN AN ASSOCIATE (CONT'D)

In year 2020, a Joint Venture Agreement (“JVA”) was entered by a wholly-owned subsidiary of the Company, Aemulus Corporation Sdn. Bhd. (“ACSB”) with Tangren Microtelligence Technology Co., Ltd. (“Tangren Microtelligence”) to form a joint venture company for the purpose of establishing a long-term business partnership in China. The joint venture company was successfully registered on 18 August 2020.

The following table summarises the financial information of TMSS, adjusted for entries to facilitate the equity method by the Group, any differences in accounting policies and reconciled the information to the carrying amount of the Group’s interest in the associate, which are accounted for using the equity method.

	TMSS RM
Financial position as at 30 September 2021	
Assets and liabilities	
Non-current assets	6,878,909
Current assets	22,115,601
Current liabilities	(19,289,222)
	<hr/>
Net assets	9,705,288
	<hr/>
Summary of financial performance for the financial year ended 30 September 2021	
Profit for the year, representing total comprehensive income	1,436,475
	<hr/>
Included in the statement of comprehensive income is:	
Revenue	16,772,818
	<hr/>
Reconciliation of net assets to carrying amount	
As at 30 September 2021	
Group’s share of net assets	3,882,115
Elimination of unrealised profits	(597,268)
	<hr/>
Carrying amount in the statements of financial position	3,284,847
	<hr/>
Group’s share of results	
Year ended 30 September 2021	
Group’s share of income	574,590
	<hr/>

Contingent liabilities and capital commitments

The associate has no contingent liabilities or capital commitments as at the end of the reporting period.

NOTES TO THE FINANCIAL STATEMENTS

30 SEPTEMBER 2021 (CONT'D)

10. OTHER INVESTMENTS

	Note	GROUP		COMPANY	
		2021 RM	2020 RM	2021 RM	2020 RM
Non-current assets					
Financial assets at fair value through other comprehensive income:					
Unquoted shares in Malaysia	10.1	65,688	356,424	-	-
Current assets					
Financial assets at fair value through profit or loss:					
Unit trusts, at fair value	10.2	2,006,288	2,771,329	559,380	2,544,184

10.1 The Group's subsidiary acquired 149,758 ordinary shares representing 13% equity interest in Strait Fabrication Partner Sdn. Bhd. ("SFPSB") for a total cash consideration of RM356,424. The principal activities of SFPSB are to engaged in mechanical manufacturing services, original equipment manufacturing and precision engineering services.

10.2 The unit trusts are funds that invest in a mixture of money market instruments and fixed deposits with different maturity profile. The unit trusts can be redeemed at any point in time upon request.

11. TRADE RECEIVABLES

	Note	GROUP	
		2021 RM	2020 RM
Finance lease arrangement	11.2	2,682,210	1,227,288
Outright sale	11.3	33,725,956	15,122,018
Less: Allowance for expected credit loss	11.4	(1,506,776)	(2,329,018)
		32,219,180	12,793,000
		34,901,390	14,020,288

NOTES TO THE FINANCIAL STATEMENTS

30 SEPTEMBER 2021 (CONT'D)

11. TRADE RECEIVABLES (CONT'D)

11.1 The trade receivables can be analysed as:

	2021 RM	2020 RM
Total amount receivable	35,011,855	14,111,510
Unearned interest income	(110,465)	(91,222)
	34,901,390	14,020,288
Less: Receivables within 1 year under current assets	(32,836,882)	(14,020,288)
Receivables more than 1 year	2,064,508	-

11.2 The repayment schedule of the present value of receivables under finance lease arrangement is as follows:

	2021 RM	2020 RM
Within 1 year	617,702	1,227,288
Later than 1 year and not later than 5 years	2,064,508	-
	2,682,210	1,227,288

11.3 The outright sale customers are non-interest bearing and are generally on **30 to 180 days** (2020: 30 to 180 days) credit terms. They are recognised at their original invoice amounts which represent their fair values on initial recognition.

11.4 The movements of allowance for expected credit loss are as follows:

	2021 RM	2020 RM
Balance at beginning	2,329,018	2,120,354
Current year	836,522	208,664
Written off	(1,658,764)	-
Balance at end	1,506,776	2,329,018

NOTES TO THE FINANCIAL STATEMENTS

30 SEPTEMBER 2021 (CONT'D)

11. TRADE RECEIVABLES (CONT'D)

11.5 Included in the trade receivables is an amount of **RM19,490,150** (2020: RM Nil) due from an associate. It is non-interest bearing and classified based on expected timing of realisation.

11.6 The currency profile of trade receivables is as follows:

	2021 RM	2020 RM
Ringgit Malaysia	5,760,300	784,538
United States Dollar	10,388,313	13,160,838
Chinese Renminbi	18,752,777	-
Singapore Dollar	-	74,912
	34,901,390	14,020,288

12. INVENTORIES

	GROUP	
	2021 RM	2020 RM
Raw materials	10,674,522	8,608,964
Finished goods	5,081,621	6,534,124
	15,756,143	15,143,088
Recognised in profit or loss:		
Inventories written down	-	219,025
Elimination of unrealised profits arising from transactions with associate	597,268	-
Inventories recognised as cost of sales	28,143,611	6,846,247

13. CONTRACT ASSETS

	GROUP	
	2021 RM	2020 RM
Balance at beginning	4,198,044	2,689,988
Increase in contract assets as a result of recognising revenue during the financial year	4,457,395	4,198,044
Decrease as a result of invoice issued	(3,411,615)	(2,689,988)
	5,243,824	4,198,044

Contract assets are in respect of good delivered and service rendered but not yet invoiced.

NOTES TO THE FINANCIAL STATEMENTS

30 SEPTEMBER 2021 (CONT'D)

14. OTHER RECEIVABLES, DEPOSITS AND PREPAYMENTS

	GROUP		COMPANY	
	2021 RM	2020 RM	2021 RM	2020 RM
Sundry receivables	7,438	34,106	-	-
Refundable deposits	172,849	252,785	1,000	1,000
Prepayments	1,141,823	585,522	-	-
	1,322,110	872,413	1,000	1,000

Included in prepayments is an amount of **RM630,884** (2020: RM Nil) paid to third parties for purchase of raw materials.

The currency profile of other receivables, deposits and prepayments is as follows:

	GROUP		COMPANY	
	2021 RM	2020 RM	2021 RM	2020 RM
Ringgit Malaysia	1,297,068	848,144	1,000	1,000
New Taiwan Dollar	25,042	24,269	-	-
	1,322,110	872,413	1,000	1,000

15. AMOUNT DUE FROM A SUBSIDIARY

The amount due from a subsidiary is non-trade related, unsecured, non-interest bearing and classified based on the expected timing of realisation.

16. AMOUNT DUE FROM/(TO) AN ASSOCIATE

The amount due from/(to) an associate was non-trade related, unsecured and non-interest bearing. The amount due to an associate is repayable on demand whilst the amount due to an associate was classified based on the expected timing of realisation. Both amount due from/(to) associate are denominated in Chinese Renminbi.

NOTES TO THE FINANCIAL STATEMENTS

30 SEPTEMBER 2021 (CONT'D)

17. DERIVATIVE FINANCIAL ASSETS/(LIABILITIES)

Derivatives held for trading at fair value through profit or loss is as follows:

	GROUP	
	2021 RM	2020 RM
Forward foreign exchange contracts		
- Nominal value	4,277,523	3,502,985
- (Liabilities)/Assets	(50,170)	17,323

Forward foreign exchange contracts are used to manage the foreign currency exposure arising from a subsidiary's trade receivables denominated in United States Dollar. The forward exchange contracts have maturities of less than one year after the end of the reporting period.

18. DEPOSITS WITH LICENSED BANKS

	GROUP		COMPANY	
	2021 RM	2020 RM	2021 RM	2020 RM
Fixed deposits	24,865,511	30,771,388	17,874,984	20,035,673
Short-term money market deposits	-	500,000	-	-
	24,865,511	31,271,388	17,874,984	20,035,673

Included in the Group's fixed deposits is an amount of **RM5,974,549** (2020: RM6,028,665) which is pledged to licensed banks as securities for banking facilities granted to a subsidiary.

The effective interest rates per annum of the deposits with licensed banks at the end of the reporting period are as follows:

	GROUP		COMPANY	
	2021 %	2020 %	2021 %	2020 %
Fixed deposits	1.30 to 2.25	1.50 to 3.25	1.62 to 2.25	1.82 to 2.25
Short-term money market deposits	-	1.50	-	-

NOTES TO THE FINANCIAL STATEMENTS

30 SEPTEMBER 2021 (CONT'D)

19. CASH AND BANK BALANCES

The currency profile of cash and bank balances is as follows:

	GROUP		COMPANY	
	2021 RM	2020 RM	2021 RM	2020 RM
Ringgit Malaysia	514,881	153,875	53,966	83,335
United States Dollar	4,047,849	1,093,993	-	-
Chinese Renminbi	887,409	1,116	-	-
New Taiwan Dollar	9,905	1,548	-	-
Singapore Dollar	120	139	-	-
	5,460,164	1,250,671	53,966	83,335

20. SHARE CAPITAL

	Number of ordinary shares		Amount	
	2021	2020	2021 RM	2020 RM
Issued and fully paid:				
Balance at beginning	604,623,247	549,476,647	90,526,986	59,438,214
Issued pursuant to:				
- Private placement	-	54,940,000	-	31,315,800
- Exercise of RSP	2,163,700	206,600	840,491	73,736
Share issuance expenses	-	-	-	(300,764)
Balance at end	606,786,947	604,623,247	91,367,477	90,526,986

2021

During the financial year, the issued and paid-up ordinary share capital was increased from RM90,526,986 to RM91,367,477 pursuant to the following:

- (i) 42,000 new ordinary shares pursuant to the vesting and exercise of the Restricted Share Plan FY 2018 ("RSP II") at a price of RM0.3569 per share;
- (ii) 1,339,300 new ordinary shares pursuant to the vesting and exercise of the Restricted Share Plan FY 2020 ("RSP III") at a price of RM0.2273 per share; and
- (iii) 782,400 new ordinary shares pursuant to the vesting and exercise of the Restricted Share Plan FY 2021 ("RSP IV") at a price of RM0.666 per share.

NOTES TO THE FINANCIAL STATEMENTS

30 SEPTEMBER 2021 (CONT'D)

20. SHARE CAPITAL (CONT'D)

2020

During the financial year, the issued and paid-up ordinary share capital was increased from RM59,438,214 to RM90,526,986 pursuant to the following:

- (i) 54,940,000 new ordinary shares arising from a private placement exercise undertaken at an issue price of RM0.57 per share; and
- (ii) 206,600 new ordinary shares pursuant to the vesting and exercise of the Restricted Share Plan FY 2018 ("RSP II") at a price of RM0.3569 per share.

21. RESERVES

	Note	GROUP		COMPANY	
		2021 RM	2020 RM	2021 RM	2020 RM
Non-distributable:					
Merger deficit	21.1	(12,954,053)	(12,954,053)	-	-
RSP reserve	21.2	173,510	252,967	173,510	252,967
Exchange translation reserve	21.3	(53,008)	(50,455)	-	-
Fair value reserve	21.4	(290,736)	-	-	-
		(13,124,287)	(12,751,541)	173,510	252,967

21.1 Merger deficit

The merger deficit is in respect of the difference between the cost of merger and the nominal value of shares acquired in ACSB.

21.2 RSP reserve

RSP reserve represents the equity-settled shares granted by the Company to ACSB's employees. The reserve is made up of the cumulative value of services received from employees recorded over the vesting period commencing from the grant date of equity-settled share awards, and is reduced once vested or forfeited. The details of RSP are further disclosed in Note 39 to the financial statements.

NOTES TO THE FINANCIAL STATEMENTS

30 SEPTEMBER 2021 (CONT'D)

21. RESERVES (CONT'D)

21.3 Exchange translation reserve

The exchange translation reserve is in respect of foreign exchange differences on translation of the financial statements of the subsidiary's foreign branch.

21.4 Fair value reserve

The fair value reserve comprised the cumulative net change in the fair value of financial assets through other comprehensive income until the financial assets are derecognised.

22. DEFERRED TAX LIABILITIES

	GROUP	
	2021	2020
	RM	RM
Recognised in profit or loss	417,553	-

The deferred tax liabilities as at the end of the reporting period are made up of the temporary differences arising from:

	GROUP	
	2021	2020
	RM	RM
Property, plant and equipment	1,794,988	-
Others	(1,377,435)	-
	417,553	-

NOTES TO THE FINANCIAL STATEMENTS

30 SEPTEMBER 2021 (CONT'D)

23. BORROWINGS

	GROUP	
	2021 RM	2020 RM
Non-current liabilities		
Secured:		
<u>Finance lease liabilities</u>		
Within one year	328,218	-
More than one year and less than two years	328,218	-
More than two years and less than five years	876,461	-
	1,532,897	-
Finance charges	(232,970)	-
	1,299,927	-
Amount due within one year included under current liabilities	(243,541)	-
	1,056,386	-
<u>Term loans</u>		
Total amount repayable	18,247,837	14,369,178
Amount due within one year included under current liabilities	(1,569,961)	(1,488,273)
	16,677,876	12,880,905
	17,734,262	12,880,905
Current liabilities		
Secured:		
Bank overdrafts	1,247,730	35,548
Bankers' acceptance	2,616,000	267,000
Revolving credit	4,497,310	2,800,000
Finance lease liabilities	243,541	-
Term loans	1,569,961	1,488,273
	10,174,542	4,590,821
Total borrowings	27,908,804	17,471,726

NOTES TO THE FINANCIAL STATEMENTS

30 SEPTEMBER 2021 (CONT'D)

23. BORROWINGS (CONT'D)

The borrowings are secured by way of:

- (i) Legal charge over the leasehold land and building as disclosed in Note 4 to the financial statements;
- (ii) Pledge of fixed deposits of the subsidiary as disclosed in Note 18 to the financial statements;
- (iii) Corporate guarantee of the Company; and
- (iv) Guarantee from government of Malaysia through Syarikat Jaminan Pembiayaan Perniagaan ("SJPP") up to a limit of RM800,000.

A summary of the effective interest rate and the maturities of the borrowings are as follows:

	Effective interest rates per annum (%)	Total RM	Within 1 year RM	More than 1 year and less than 2 years RM	More than 2 years and less than 5 years RM	More than 5 years RM
2021						
Finance lease liabilities	7.02	1,299,927	243,541	261,089	795,297	-
Term loans	3.50 to 3.61	18,247,837	1,569,961	1,576,704	15,101,172	-
Bank overdrafts	5.57 to 6.49	1,247,730	1,247,730	-	-	-
Bankers' acceptance	2.08 to 2.26	2,616,000	2,616,000	-	-	-
Revolving credit	3.94 to 4.26	4,497,310	4,497,310	-	-	-
2020						
Term loans	3.50 to 3.94	14,369,178	1,488,273	2,077,998	10,712,738	90,169
Bank overdrafts	5.57 to 6.49	35,548	35,548	-	-	-
Bankers' acceptance	4.00 to 5.10	267,000	267,000	-	-	-
Revolving credit	4.28 to 4.79	2,800,000	2,800,000	-	-	-

24. PROVISION FOR WARRANTY

	GROUP	
	2021 RM	2020 RM
Balance at beginning	94,737	176,604
Additions	589,858	130,488
Reversal	(130,488)	(212,355)
Balance at end	554,107	94,737

The provision for warranty is in respect of warranty granted on products sold. The provision is calculated based on approximately 2.5% of the cost of products sold.

NOTES TO THE FINANCIAL STATEMENTS

30 SEPTEMBER 2021 (CONT'D)

25. TRADE PAYABLES

The currency profile of trade payables is as follows:

	GROUP	
	2021 RM	2020 RM
Ringgit Malaysia	3,186,078	1,912,032
United States Dollar	5,021,122	2,678,976
	8,207,200	4,591,008

The trade payables are non-interest bearing and are normally settled within **30 to 90 days** (2020: 30 to 90 days) credit terms.

26. CONTRACT LIABILITIES

	GROUP	
	2021 RM	2020 RM
Balance at beginning	558,972	337,085
Revenue recognised during the year	(558,135)	(336,248)
Deposits received during the year	2,746,405	558,135
Balance at end	2,747,242	558,972

Contract liabilities comprised of advances received from customers for rendering maintenance services or placing sales orders.

When the Group receives advances before the commencement of work, this will give rise to contract liabilities at the start of a contract. The advances will be reversed and recognised as revenue upon satisfying the performance obligation within the contract.

All advances billing received are expected to be settled within one year.

Contract liabilities outstanding at the beginning of the year amounting to **RM558,135** (2020: RM336,248) have been recognised as revenue during the year.

NOTES TO THE FINANCIAL STATEMENTS

30 SEPTEMBER 2021 (CONT'D)

27. OTHER PAYABLES AND ACCRUALS

	GROUP		COMPANY	
	2021 RM	2020 RM	2021 RM	2020 RM
Sundry payables	386,985	745,627	27,738	53,603
Retention sum payable	405,638	804,476	-	-
Accruals	4,485,100	2,519,478	188,700	139,950
	5,277,723	4,069,581	216,438	193,553

The currency profile of other payables and accruals is as follows:

	GROUP		COMPANY	
	2021 RM	2020 RM	2021 RM	2020 RM
Ringgit Malaysia	5,199,705	4,005,669	216,438	193,553
New Taiwan Dollar	78,018	63,912	-	-
	5,277,723	4,069,581	216,438	193,553

28. REVENUE

28.1 Disaggregation of revenue from contracts with customers

Types of goods or services	GROUP	
	2021 RM	2020 RM
Sales of goods		
- Outright sales	54,528,307	12,896,338
- Rendering of services	6,564,570	6,423,366
Total revenue from contracts with customers	61,092,877	19,319,704

NOTES TO THE FINANCIAL STATEMENTS

30 SEPTEMBER 2021 (CONT'D)

28. REVENUE (CONT'D)

28.1 Disaggregation of revenue from contracts with customers (cont'd)

Revenue information based on geographical location of customers are disclosed in Note 40 to the financial statements.

	GROUP	
	2021	2020
	RM	RM
Timing of revenue recognition		
At point in time	54,528,307	12,896,338
Over time	6,564,570	6,423,366
Total revenue from contracts with customers	61,092,877	19,319,704

28.2 Contract balances

	GROUP	
	2021	2020
	RM	RM
Trade receivables (Note 11)	34,901,390	14,020,288
Contract assets (Note 13)	5,243,824	4,198,044
Contract liabilities (Note 26)	2,747,242	558,972

28.3 Performance obligations

The performance obligations of respective revenue are disclosed in Note 3.10 to the financial statements.

29. RESEARCH AND DEVELOPMENT EXPENSES

Included in the research and development expenses of the Group is employee benefits expenses amounting to **RM919,093** (2020: RM4,529,386) as disclosed in Note 32 to the financial statements.

NOTES TO THE FINANCIAL STATEMENTS

30 SEPTEMBER 2021 (CONT'D)

30. FINANCE COSTS

	GROUP	
	2021 RM	2020 RM
Interest expenses on:		
- Bank overdraft	226,511	263,326
- Banker's acceptance	52,281	7,905
- Finance lease interest	32,609	-
- Lease liability	6,987	1,436
- Revolving credit	115,975	133,337
- Term loans	505,442	36,917
	939,805	442,921

31. PROFIT/(LOSS) BEFORE TAX

This is arrived at:

	GROUP		COMPANY	
	2021 RM	2020 RM	2021 RM	2020 RM
After charging:				
Allowance for expected credit loss	836,522	208,664	-	-
Amortisation of development costs	518,528	331,422	-	-
Auditors' remuneration				
- Company's auditors				
- statutory audit	65,000	60,000	20,000	20,000
- other services	13,000	13,000	13,000	13,000
Bad debts written off	547,164	-	-	-
Depreciation				
- Property, plant and equipment	2,497,022	2,195,979	-	-
- Right-of-use asset	78,232	13,039	-	-
Expenses relating to short term leases	70,055	794,639	-	-
Expenses relating to lease of low value assets	7,050	-	-	-
Fair value loss on derivatives financial instruments	67,493	-	-	-
Fair value loss on other investments	-	4,577	-	-
Inventories written down	-	219,025	-	7,151

NOTES TO THE FINANCIAL STATEMENTS

30 SEPTEMBER 2021 (CONT'D)

31. PROFIT/(LOSS) BEFORE TAX (CONT'D)

This is arrived at (cont'd):

	GROUP		COMPANY	
	2021 RM	2020 RM	2021 RM	2020 RM
Loss on disposal of property, plant and equipment	63,752	-	-	-
Provision for warranty				
- Current year	589,858	130,488	-	-
- Reversal of prior year	(130,488)	(212,355)	-	-
Realised loss on foreign exchange	-	322,312	-	-
And crediting:				
Dividend income	25,223	145,057	10,811	138,572
Fair value gain on derivative financial instruments	-	117,631	-	-
Fair value gain on other investment	9,880	-	4,385	-
Interest income	472,254	198,597	361,323	36,699
Realised gain on foreign exchange	220,622	-	-	-
Rental income	-	16,046	-	-
Gain on disposal of property, plant and equipment	-	263,400	-	-
Sale of intellectual property	824,279	2,645,297	-	-
Unrealised gain on foreign exchange	449,840	45,520	-	-

32. EMPLOYEE BENEFITS EXPENSES

	GROUP		COMPANY	
	2021 RM	2020 RM	2021 RM	2020 RM
Salaries, allowance and bonus	17,303,390	11,461,115	15,000	12,000
Fees	160,000	140,000	160,000	140,000
Defined contribution plan	1,742,417	1,347,168	-	-
SOCSSO and EIS	212,994	159,200	-	-
Equity-settled share-based payment	626,630	240,811	-	-
	20,045,431	13,348,294	175,000	152,000
Less: Charge to research and development expenses	(919,093)	(4,529,386)	-	-
Capitalised in development cost	(5,430,934)	(2,113,633)	-	-
	13,695,404	6,705,275	175,000	152,000

NOTES TO THE FINANCIAL STATEMENTS

30 SEPTEMBER 2021 (CONT'D)

32. EMPLOYEE BENEFITS EXPENSES (CONT'D)

Included in the employee benefits expenses are directors' remuneration as follows:

	GROUP		COMPANY	
	2021 RM	2020 RM	2021 RM	2020 RM
Executive:				
- Salaries, allowance and bonus	1,288,023	1,139,631	-	-
- Defined contribution plan	154,582	158,400	-	-
- SOCSO	3,694	3,694	-	-
	1,446,299	1,301,725	-	-
- Benefits-in-kind *	15,000	15,000	-	-
	1,461,299	1,316,725	-	-
Non-executive:				
- Allowances	15,000	12,000	15,000	12,000
- Fees	160,000	140,000	160,000	140,000
	175,000	152,000	175,000	152,000
	1,636,299	1,468,725	175,000	152,000
Represented by:				
Present directors:				
- Executive	1,461,299	1,316,725	-	-
- Non-executive	149,570	152,000	149,570	152,000
Past director:				
- Non-executive	25,430	-	25,430	-
	1,636,299	1,468,725	175,000	152,000

* Benefits-in-kind (based on estimated monetary value) for the Chief Executive Officer of the Company.

NOTES TO THE FINANCIAL STATEMENTS

30 SEPTEMBER 2021 (CONT'D)

33. TAX EXPENSE

	GROUP		COMPANY	
	2021 RM	2020 RM	2021 RM	2020 RM
Current tax:				
Based on results for the financial year				
- Malaysian income tax	(609,788)	(257,073)	(37,000)	-
- Foreign tax	(34,761)	(30,397)	-	-
- Withholding tax	(46,179)	-	-	-
- Real property gains tax	-	(20,451)	-	-
- Deferred tax relating to the origination and reversal of temporary differences	(417,553)	-	-	-
	(1,108,281)	(307,921)	(37,000)	-
Over provision of current tax in prior year	257,073	16,684	-	-
	(851,208)	(291,237)	(37,000)	-

The reconciliation of tax expense of the Group and of the Company is as follows:

	GROUP		COMPANY	
	2021 RM	2020 RM	2021 RM	2020 RM
Profit/(Loss) before tax	11,301,290	(3,320,679)	(68,179)	(216,470)
Income tax at Malaysian statutory tax rate of 24%	(2,712,310)	796,963	16,363	51,953
Different tax rate in other jurisdiction*	8,700	6,067	-	-
Expenses not deductible for tax purposes	(199,506)	(329,597)	(57,010)	(94,018)
Income not subject to tax	109,315	222,857	3,647	42,065
Movement of deferred tax assets not recognised	(545,760)	(983,760)	-	-
Utilisation of unrecognised unabsorbed tax losses and capital allowances	2,231,280	-	-	-
Real property gains tax	-	(20,451)	-	-
	(1,108,281)	(307,921)	(37,000)	-
Over provision of current tax in prior year	257,073	16,684	-	-
	(851,208)	(291,237)	(37,000)	-

* The Taiwan branch is subject to corporate tax rate of 20%.

NOTES TO THE FINANCIAL STATEMENTS

30 SEPTEMBER 2021 (CONT'D)

33. TAX EXPENSE (CONT'D)

The following deferred tax assets have not been recognised as at the end of the reporting period as it is not probable that future taxable profit will be available against which they may be utilised:

	GROUP	
	2021	2020
	RM	RM
Unabsorbed tax losses	-	4,106,000
Other deductible temporary difference	-	2,917,000
Balance at end	-	7,023,000

The gross amount and future availability of unabsorbed tax losses and capital allowances which are available to be carried forward for set-off against future taxable income are estimated as follows:

	GROUP	
	2021	2020
	RM	RM
Unabsorbed tax losses	-	4,106,000
Unabsorbed capital allowances	-	5,191,000

The unabsorbed tax losses can be carried forward for seven consecutive years of assessment immediately following that year of assessment ("YA") of which tax losses was incurred and this is effective from YA 2019. The unabsorbed capital allowances can be carried forward indefinitely.

The unabsorbed tax losses of the Group will expire in the following years of assessment ("YA"):

	GROUP	
	2021	2020
	RM	RM
YA 2026	-	410,000
YA 2027	-	3,696,000
	-	4,106,000

The subsidiary of the Group had accepted the Customised Incentive granted by the Ministry of Finance of Malaysia ("MOF"). Under this tax incentive, 100% income tax exemption on the statutory income derived from the approved business activities, pursuant to the Income Tax (Exemption) (No.11) Order 2006, for a period of 5 years. As at the end of the reporting period, the MOF has not issued the Customised Incentive Certificate and as such the subsidiary has bring to tax its chargeable income on the basis that there are no tax incentive.

NOTES TO THE FINANCIAL STATEMENTS

30 SEPTEMBER 2021 (CONT'D)

34. EARNINGS/(LOSS) PER SHARE

GROUP

34.1 Basic earnings/(loss) per share

Basic earnings/(loss) per share of the Group is calculated by dividing the profit/loss attributable to owners of the Company by the weighted average number of ordinary shares in issue during the financial year as follows:

	2021	2020
Profit/(Loss) attributable to owners of the Company (RM)	10,450,082	(3,611,916)
Weighted average number of ordinary shares	605,483,085	551,147,090
Basic earnings/(loss) per share (sen)	1.73	(0.65)

34.2 Diluted earnings/(loss) per share

The diluted earnings/(loss) per share of the Group is calculated by dividing the profit/(loss) for the financial year attributable to owners of the Company by the weighted average number of ordinary shares in issue during the financial year adjusted to assume conversion of all dilutive potential ordinary shares arising from shares granted to employees as follows:

	2021	2020
Profit/(Loss) attributable to owners of the Company (RM)	10,450,082	(3,611,916)
Weighted average number of ordinary shares	605,483,085	551,147,090
Adjustment for dilutive effect of RSP	497,000	1,031,380
	605,980,085	552,178,470
Diluted earnings/(loss) per share (sen)	1.72	(0.65)

35. RELATED PARTY DISCLOSURES

(i) Identity of related parties

The Group has related party relationship with its subsidiary and associate and key management personnel as disclosed in Note 35 (ii) and (iii).

NOTES TO THE FINANCIAL STATEMENTS

30 SEPTEMBER 2021 (CONT'D)

35. RELATED PARTY DISCLOSURES (CONT'D)

(ii) Related party transactions

Related party transactions have been entered into in the normal course of business under normal trade terms. The significant related party transactions of the Group and the Company are as follows:

	GROUP		COMPANY	
	2021 RM	2020 RM	2021 RM	2020 RM
Sales to TMSS	22,713,468	-	-	-
Sales of intellectual properties to TMSS	824,279	2,645,297	-	-
Intellectual properties cost paid to TMSS	1,731,669	-	-	-
Professional fee charged by Moore Advent Tax Consultants Sdn. Bhd.	-	42,000	-	2,000

<u>Related party</u>	<u>Relationship</u>
TMSS	An associate of a subsidiary, Aemulus Corporation Sdn. Bhd.
Moore Advent Tax Consultants Sdn. Bhd.	A firm in which a Director of the Company, Mr. Ong Chong Chee has financial interest.

(iii) Compensation to key management personnel

Key management personnel are those persons including directors having authority and responsibility for planning, directing and controlling the activities of the Group and of the Company, directly or indirectly.

The remuneration of the directors and other members of key management during the financial year is as follows:

	GROUP		COMPANY	
	2021 RM	2020 RM	2021 RM	2020 RM
Short-term employee benefits	3,438,361	3,149,076	175,000	152,000
Defined contribution plan	332,347	338,121	-	-
Equity-settled share-based payment	-	25,001	-	-
	3,770,708	3,512,198	175,000	152,000
Analysed as:				
- Directors	1,636,299	1,468,725	175,000	152,000
- Other key management personnel	2,134,409	2,043,473	-	-
	3,770,708	3,512,198	175,000	152,000

NOTES TO THE FINANCIAL STATEMENTS

30 SEPTEMBER 2021 (CONT'D)

35. RELATED PARTY DISCLOSURES (CONT'D)

(iii) Compensation to key management personnel (cont'd)

Other key management personnel have been granted with the following number of shares:

	GROUP	
	2021 RM	2020 RM
RSP II		
Balance at beginning	-	83,550
Exercised	-	(70,050)
Lapsed	-	(13,500)
	<u>-</u>	<u>-</u>

The RSP were granted on the same terms and conditions as those offered to other employees of the Group, as disclosed in Note 39 to the financial statements.

36. CAPITAL COMMITMENTS

	GROUP	
	2021 RM	2020 RM
Contracted but not provided for:		
- Purchase of leasehold land	-	4,965,012
- Construction of factory buildings	25,064	254,350
	<u>25,064</u>	<u>5,219,362</u>

NOTES TO THE FINANCIAL STATEMENTS

30 SEPTEMBER 2021 (CONT'D)

37. FINANCIAL INSTRUMENTS

37.1 Categories of financial instruments

The table below provides an analysis of financial instruments categorised as amortised cost ("AC"), fair value through profit or loss ("FVTPL") and fair value through other comprehensive income ("FVOCI").

	Carrying amount RM	AC RM	FVTPL RM	FVOCI RM
2021				
GROUP				
Financial assets				
Trade receivables	34,901,390	34,901,390	-	-
Other receivables and refundable deposits	180,287	180,287	-	-
Other investments	2,071,976	-	2,006,288	65,688
Deposits with licensed banks	24,865,511	24,865,511	-	-
Cash and bank balances	5,460,164	5,460,164	-	-
	67,479,328	65,407,352	2,006,288	65,688
Financial liabilities				
Trade payables	8,207,200	8,207,200	-	-
Other payables and accruals	5,277,723	5,277,723	-	-
Amount due to an associate	544,380	544,380	-	-
Borrowings excluding finance lease liabilities	26,608,877	26,608,877	-	-
Derivative financial liabilities	50,170	-	50,170	-
	40,688,350	40,638,180	50,170	-
COMPANY				
Financial assets				
Refundable deposits	1,000	1,000	-	-
Amount due from a subsidiary	35,291,192	35,291,192	-	-
Other investments	559,380	-	559,380	-
Deposits with licensed banks	17,874,984	17,874,984	-	-
Cash and bank balances	53,966	53,966	-	-
	53,780,522	53,221,142	559,380	-
Financial liabilities				
Other payables and accruals	216,438	216,438	-	-

NOTES TO THE FINANCIAL STATEMENTS

30 SEPTEMBER 2021 (CONT'D)

37. FINANCIAL INSTRUMENTS (CONT'D)

37.1 Categories of financial instruments (cont'd)

	Carrying amount RM	AC RM	FVTPL RM	FVOCI RM
2020				
GROUP				
Financial assets				
Trade receivables	14,020,288	14,020,288	-	-
Other receivables and refundable deposits	286,891	286,891	-	-
Amount due from an associate	2,671,257	2,671,257	-	-
Derivative financial assets	17,323	-	17,323	-
Other investments	3,127,753	-	2,771,329	356,424
Deposits with licensed banks	31,271,388	31,271,388	-	-
Cash and bank balance	1,250,671	1,250,671	-	-
	<u>52,645,571</u>	<u>49,500,495</u>	<u>2,788,652</u>	<u>356,424</u>
Financial liabilities				
Trade payables	4,591,008	4,591,008	-	-
Other payables and accruals	4,069,581	4,069,581	-	-
Borrowings	17,471,726	17,471,726	-	-
	<u>26,132,315</u>	<u>26,132,315</u>	<u>-</u>	<u>-</u>
COMPANY				
Financial assets				
Refundable deposits	1,000	1,000	-	-
Amount due from a subsidiary	31,195,855	31,195,855	-	-
Other investments	2,544,184	-	2,544,184	-
Deposits with licensed banks	20,035,673	20,035,673	-	-
Cash and bank balances	83,335	83,335	-	-
	<u>53,860,047</u>	<u>51,315,863</u>	<u>2,544,184</u>	<u>-</u>
Financial liabilities				
Other payables and accruals	193,553	193,553	-	-

NOTES TO THE FINANCIAL STATEMENTS

30 SEPTEMBER 2021 (CONT'D)

37. FINANCIAL INSTRUMENTS (CONT'D)

37.2 Financial risk management

The Group and the Company are exposed to a variety of financial risks arising from their operations and the use of financial instruments. The key financial risks include credit risk, liquidity risk, interest rate risk and foreign currency risk. The Group and the Company operate within clearly defined guidelines that are approved by the Board and the Group's and the Company's policy is not to engage in speculative activities.

37.3 Credit risk

Credit risk refers to the risk that the counterparty will default on its contractual obligations resulting in financial loss to the Group and to the Company. The Group's exposure to credit risk arises principally from its trade receivables. The Company's exposure to credit risk arises principally from advances to its subsidiary and financial guarantees given.

37.3.1 Trade receivables

The Group extends to existing customers credit terms ranging from 30 to 180 days. In deciding whether credit shall be extended, the Group will take into consideration factors such as the relationship with the customer, its payment history and credit worthiness. The Group will subject new customers to credit verification procedures. In addition, debt monitoring procedures are performed on an on-going basis with the result that the Group's exposure to bad debts is not significant.

In addition, as set out in Note 3.6.1, the Group assesses ECL under MFRS 9 on trade receivables based on the provision matrix, the expected loss rates are based on the geographical location and days past due. A forward looking default rate based on country and sovereign credit risk is applied across all grouped and receivables. The management considers the historical default rate of the financial assets to be minimal as these was no history of default in prior years. At each reporting date, the historical default rates are updated and changes in the forward-looking default rate are analysed.

The Group applies the simplified approach to recognise lifetime expected credit losses for all trade receivables. The Group maintains an ageing analysis in respect of trade receivables only. The ageing of trade receivables as at the end of the reporting period is as follows:

	Expected loss rate %	Gross RM	Expected credit loss RM	Net RM
2021				
Not past due	-	29,472,247	-	29,472,247
1 to 30 days past due	0.20 to 1.90	344,308	(392)	343,916
31 to 60 days past due	0.40 to 3.82	179,872	(714)	179,158
61 to 90 days past due	0.60 to 5.72	236,460	(819)	235,641
Past due more than 90 days	0.79 to 28.89	6,174,643	(1,504,215)	4,670,428
		6,935,283	(1,506,140)	5,429,143
		36,407,530	(1,506,140)	34,901,390

NOTES TO THE FINANCIAL STATEMENTS

30 SEPTEMBER 2021 (CONT'D)

37. FINANCIAL INSTRUMENTS (CONT'D)

37.3 Credit risk (cont'd)

37.3.1 Trade receivables (cont'd)

	Expected loss rate %	Gross RM	Expected credit loss RM	Net RM
2020				
Not past due	-	3,078,054	-	3,078,054
1 to 30 days past due	0.30 to 1.94	486,136	-	486,136
31 to 60 days past due	0.70 to 3.90	126,020	(706)	125,314
61 to 90 days past due	1.06 to 5.83	875,433	(32,530)	842,903
Past due more than 90 days	1.41 to 29.16	10,124,262	(636,381)	9,487,881
Individually impaired	100	11,611,851 1,659,401	(669,617) (1,659,401)	10,942,234 -
		<u>16,349,306</u>	<u>(2,329,018)</u>	<u>14,020,288</u>

Receivables that are individually impaired

Trade receivables that are individually determined to be impaired at the end of the reporting period relate to debtors that are in significant financial difficulties and have defaulted on payments. These receivables are not secured by any collateral or credit enhancements.

Trade receivables that are neither past due nor impaired are creditworthy customers with good payment record with the Group. None of the Group's trade receivables that are neither past due nor impaired have been renegotiated during the financial year.

The Group has trade receivables amounting to **RM5,429,143** (2020: RM10,942,234) that are past due as at the end of the reporting period but not impaired as the management is of the view that these debts will be collected in due course.

The Group has concentration of credit risk in the form of outstanding balance due from **1** (2020: 2) customers, representing **56%** (2020: 45%) of the total trade receivables.

NOTES TO THE FINANCIAL STATEMENTS

30 SEPTEMBER 2021 (CONT'D)

37. FINANCIAL INSTRUMENTS (CONT'D)

37.3 Credit risk (cont'd)

37.3.2 Intercompany balances

The Company provides advances to its subsidiary and monitors the results of the subsidiary regularly.

The maximum exposure to credit risk is represented by its carrying amount in the Company's statement of financial position.

As at the end of the reporting period, there was no indication that the short term advances are not recoverable. The Company does not specifically monitor the ageing of the short term advances.

37.3.3 Financial guarantees

The Company provides unsecured financial guarantees to financial institution for banking facilities granted to a subsidiary up to a limit of **RM43,672,888** (2020: RM37,872,888). The maximum exposure to credit risk is amounted to **RM28,632,083** (2020: RM17,695,006), representing the outstanding banking facilities of the subsidiary as at the end of the reporting period.

The Company monitors on an ongoing basis the results of the subsidiary and repayments made by the subsidiary. As at the end of the reporting period, there was no indication that the subsidiary would default on repayment.

Financial guarantees have not been recognised since the fair value on initial recognition was not material.

37.4 Liquidity risk

Liquidity risk is the risk that the Group and the Company will not be able to meet their financial obligations as and when they fall due. The Group and the Company actively manage their debt maturity profile, operating cash flows and availability of funding so as to ensure that all repayment and funding needs are met. As part of their overall prudent liquidity management, the Group and the Company maintain sufficient levels of cash and cash equivalents to meet their working capital requirements.

NOTES TO THE FINANCIAL STATEMENTS

30 SEPTEMBER 2021 (CONT'D)

37. FINANCIAL INSTRUMENTS (CONT'D)

37.4 Liquidity risk (cont'd)

The table below summarises the maturity profile of the Group's and the Company's financial liabilities as at the end of the reporting period based on the undiscounted contractual payments:

	Carrying amount RM	Contractual cash flows RM	Within 1 year RM	More than 1 year and less than 2 years RM	More than 2 years and less than 5 years RM	More than 5 years RM
GROUP						
2021						
<i>Non-derivative financial liabilities</i>						
Trade payables	8,207,200	8,207,200	8,207,200	-	-	-
Other payables and accruals	5,277,723	5,277,723	5,277,723	-	-	-
Amount due to an associate	544,380	544,380	544,380	-	-	-
Lease liability	146,520	151,800	82,800	69,000	-	-
Borrowings	27,908,804	32,197,556	10,891,107	2,480,234	18,826,215	-
<i>Derivative financial liability</i>						
Forward foreign exchange contracts	50,170	50,170	50,170	-	-	-
	42,134,797	46,428,829	25,053,380	2,549,234	18,826,215	-
2020						
<i>Non-derivative financial liabilities</i>						
Trade payables	4,591,008	4,591,008	4,591,008	-	-	-
Other payables and accruals	4,069,581	4,069,581	4,069,581	-	-	-
Lease liability	222,333	234,600	82,800	82,800	69,000	-
Borrowings	17,471,726	18,845,306	5,253,215	2,549,855	10,951,277	90,959
	26,354,648	27,740,495	13,996,604	2,632,655	11,020,277	90,959

NOTES TO THE FINANCIAL STATEMENTS

30 SEPTEMBER 2021 (CONT'D)

37. FINANCIAL INSTRUMENTS (CONT'D)

37.4 Liquidity risk (cont'd)

	Carrying amount RM	Contractual cash flows RM	Within 1 year RM	More than 1 year and less than 2 years RM	More than 2 years and less than 5 years RM	More than 5 years RM
COMPANY						
2021						
<i>Non-derivative financial liabilities</i>						
Other payables and accruals	216,438	216,438	216,438	-	-	-
Financial guarantee *	-	28,632,083	28,632,083	-	-	-
	216,438	28,848,521	28,848,521	-	-	-
2020						
<i>Non-derivative financial liabilities</i>						
Other payables and accruals	193,533	193,533	193,533	-	-	-
Financial guarantee *	-	17,695,006	17,695,006	-	-	-
	193,533	17,888,539	17,888,539	-	-	-

* This liquidity risk exposure is included for illustration purpose only as the related financial guarantee has not crystallised.

NOTES TO THE FINANCIAL STATEMENTS

30 SEPTEMBER 2021 (CONT'D)

37. FINANCIAL INSTRUMENTS (CONT'D)

37.5 Interest rate risk

The Group's and the Company's fixed rate instruments are exposed to a risk of change in their fair value due to changes in interest rates. The Group's floating rate instruments are exposed to a risk of change in cash flows due to changes in interest rates.

The interest rate profile of the Group's and the Company's interest-bearing financial instruments based on the carrying amount as at the end of the reporting period is as follows:

	GROUP		COMPANY	
	2021	2020	2021	2020
	RM	RM	RM	RM
Fixed rate instruments				
Financial assets	24,865,511	31,271,388	17,874,984	20,035,673
Financial liabilities	1,299,927	-	-	-
	26,608,877	17,471,726	-	-
Floating rate instruments				
Financial liabilities	26,608,877	17,471,726	-	-

Fair value sensitivity analysis for fixed rate instruments

The Group and the Company do not account for any fixed rate financial assets at fair value through profit or loss, and the Group and the Company do not designate derivatives as hedging instruments under a fair value hedge accounting model. Therefore, a change in interest rates at the end of the reporting period would not affect profit or loss.

Cash flow sensitivity analysis for variable rate instruments

An increase of 25 basis point would have decrease/increase profit/(loss) before tax by **RM57,363** (2020: RM21,045) and a corresponding decrease would have an equal but opposite effect. These changes are considered to be reasonably possible based on observation of current market conditions. This analysis assumes that all other variables, in particular foreign currency rates, remain constant.

37.6 Foreign currency risk

The objectives of the Group's foreign exchange policy are to allow the Group to manage exposures that arise from trading activities effectively within a framework of controls that does not expose the Group to unnecessary foreign exchange risks.

The Group is exposed to foreign currency risk mainly on sales and purchases that are denominated in a currency other than the Group's functional currency. The Group also holds cash and bank balances denominated in foreign currencies for working capital purposes.

The currencies giving rise to this risk are primarily United States Dollar ("USD") and Chinese Renminbi ("RMB").

NOTES TO THE FINANCIAL STATEMENTS

30 SEPTEMBER 2021 (CONT'D)

37. FINANCIAL INSTRUMENTS (CONT'D)

37.6 Foreign currency risk (cont'd)

Sensitivity analysis for foreign currency risk

The following table demonstrates the sensitivity to a reasonably possible change in the foreign currency exchange rates against Ringgit Malaysia, with all other variables held constant, of the Group's profit/(loss) before tax. A 10% strengthening of the RM against the following currencies at the end of the reporting period would have (decreased)/increased profit/(loss) before tax by the amount shown below and a corresponding weakening would have an equal but opposite effect. This analysis is based on foreign currency exchange rate variances that the Group considered to be reasonably possible at the end of the reporting period.

	GROUP	
	2021	2020
	RM	RM
USD	(936,487)	1,159,318
RMB	(1,909,581)	267,126
(Decrease)/Increase in profit/(loss) before tax	<u>(2,846,068)</u>	<u>1,426,444</u>

38. FAIR VALUE MEASUREMENT OF FINANCIAL INSTRUMENTS

GROUP AND COMPANY

Other than the other investments and derivative financial instruments disclosed below, the carrying amounts of the financial assets and financial liabilities of the Group and of the Company as at the end of the reporting period approximate their fair values due to their short term nature or that they are floating rate instruments that are re-priced to market interest rates on or near the end of the reporting period.

Fair value hierarchy

The table below analyses financial instruments that are measured subsequent to initial recognition at fair value, grouped into Levels 1 to 3 based on the degree to which the fair value is observable (refer to Note 2.2 to the financial statements for definition of Level 1 to 3 fair value hierarchy).

NOTES TO THE FINANCIAL STATEMENTS

30 SEPTEMBER 2021 (CONT'D)

38. FAIR VALUE MEASUREMENT OF FINANCIAL INSTRUMENTS (CONT'D)

Fair value hierarchy (cont'd)

	Level 1 RM	Level 2 RM	Level 3 RM	Total fair value RM	Carrying amount RM
GROUP					
2021					
Financial assets					
Other investments					
- Unit trusts	2,006,288	-	-	2,006,288	2,006,288
- Unquoted shares	-	-	65,688	65,688	65,688
Financial liability					
Forward foreign exchange contracts	-	50,170	-	50,170	50,170
2020					
Financial assets					
Forward foreign exchange contracts	-	17,323	-	17,323	17,323
Other investments					
- Unit trusts	2,771,329	-	-	2,771,329	2,771,329
- Unquoted shares	-	-	356,424	356,424	356,424
COMPANY					
2021					
Financial assets					
Other investments					
- Unit trusts	559,380	-	-	559,380	559,380
2020					
Financial assets					
Other investments					
- Unit trusts	2,544,184	-	-	2,544,184	2,544,184

NOTES TO THE FINANCIAL STATEMENTS

30 SEPTEMBER 2021 (CONT'D)

38. FAIR VALUE MEASUREMENT OF FINANCIAL INSTRUMENTS (CONT'D)

Fair value hierarchy (cont'd)

Level 1

The investment in unit trusts and it is carried at fair value by reference to its quoted closing bid price at the end of the reporting period.

Level 2

The derivative financial assets/liabilities arising from the fair value changes on the foreign currency forward contracts is estimated by discounting the difference between the contractual forward price and the current forward price for the residual maturity of the current contract using a risk-free interest rate.

Level 3

The fair value of the investment in unquoted shares is derived based on net assets of the investee as this measurement best depicts the fair value of the investee since it is inactive. The management does not intend to dispose of this investment in the near future.

Policy on transfer between levels

The fair value of an asset to be transferred between levels is determined as at the date of the event or change in circumstances that caused the transfer. There were no transfers between Level 1, Level 2 and Level 3 during the financial year.

39. RESTRICTED SHARE PLAN ("RSP")

The RSP which had been approved by the shareholders of the Company at an Extraordinary General Meeting held on 12 December 2014, was implemented on 13 July 2017. It forms part of the Company's listing scheme during its Initial Public Offering on 15 September 2015 and is governed by the By-Laws of the RSP. The RSP will be in force for a maximum period of ten years from 15 February 2016 until 14 February 2026.

The salient features of RSP are as follows:

- (a) The total number of new ordinary shares which are available to be issued under the RSP shall not exceed ten percent (10%) of the total issued and fully paid-up share capital of the Company at any time throughout the duration of the RSP.
- (b) Any employee or director of any company comprised in the Group shall be eligible to participate in the RSP if, as at the date of offer, the employee or director is at least eighteen (18) years of age or above; and is employed on a continuous full-time basis and must be a confirmed employee; for director, further approval by shareholders of the Company is required in a general meeting.
- (c) The allocation of the share will be staggered over the duration of the RSP and no further share shall be allocated after the initial grant date.

NOTES TO THE FINANCIAL STATEMENTS

30 SEPTEMBER 2021 (CONT'D)

39. RESTRICTED SHARE PLAN ("RSP") (CONT'D)

The salient features of RSP are as follows (cont'd):

- (d) The RSP shall remain unissued until the share awards are vested and shall, on allotment, rank *pari passu* in all respects with the existing shares of the Company at the time of allotment save that they will not entitle the holders thereof to receive any rights and bonus issues announced or to any dividend or other distribution declared to the shareholders of the Company prior to the date of allotment.
- (e) A participant is required to pay RM1 only upon accepting the Restricted Share Award and is not required for further payment upon vesting of the new shares.

Movement in the number of awarded shares during the financial year are as follows:

Offer date	RSP	Balance at Beginning	Granted	Exercised	Lapsed*	Balance at end
2021						
07.09.18	II	42,000	-	(42,000)	-	-
15.01.20	III	1,394,300	-	(1,339,300)	(55,000)	-
01.10.20	IV	-	844,800	(782,400)	(62,400)	-
21.06.21	V	-	497,000	-	-	497,000
		1,436,300	1,341,800	(2,163,700)	(117,400)	497,000
2020						
07.09.18	II	415,700	-	(206,600)	(167,100)	42,000
15.01.20	III	-	1,775,300	-	(381,000)	1,394,300
		415,700	1,775,300	(206,600)	(548,100)	1,436,300

* Lapsed due to resignation.

The fair value of the awarded shares granted was estimated at the grant date using Black-Scholes Model, taking into account the terms and conditions upon which the instruments were granted. The fair value allocated to the RSP based on the Black-Scholes Model are as follows:

	RSP II	RSP III	RSP IV	RSP V
Fair value of RSP (RM)	0.3450	0.2300	0.6660	0.8106

NOTES TO THE FINANCIAL STATEMENTS

30 SEPTEMBER 2021 (CONT'D)

40. SEGMENTAL REPORTING

Business Segments

The management determines the business segments based on the reports reviewed and used by the directors for strategic decisions making and resources allocation.

The Group has only one reportable business segment, i.e. electronic tester segment which is involved in the designing and assembling of automated test equipment and test and measurement instruments and the provision of their related and design consultancy services. As such, no operating segment information is prepared.

Geographical Information

Revenue and non-current assets information based on the geographical location of customers and assets respectively are as follows:

	Revenue		Non-current assets	
	2021 RM	2020 RM	2021 RM	2020 RM
Malaysia	15,651,120	5,138,849	65,383,637	54,751,130
China	24,054,625	2,187,989	3,284,847	1,222,400
Singapore	8,993,674	5,591,113	-	-
Korea	4,111,114	2,103,975	-	-
USA	3,959,513	1,797,576	-	-
Taiwan	2,290,509	2,103,009	200,197	293,029
Others	2,032,322	397,193	-	-
	61,092,877	19,319,704	68,868,681	56,266,559

Non-current assets information presented above, which excludes financial assets, consists of the following items as presented in the statements of financial position.

	2021 RM	2020 RM
Property, plant and equipment	40,665,397	35,087,141
Right-of-use asset	143,426	221,658
Intangible assets	13,686,335	13,686,335
Development costs	11,088,676	6,049,025
Investment in an associate	3,284,847	1,222,400
	68,868,681	56,266,559

Information about major customers

Total revenue from 3 (2020: 3) major customers which individually contributed more than 10% of the Group's revenue amounted to **RM39,082,672** (2020: RM10,444,045).

NOTES TO THE FINANCIAL STATEMENTS

30 SEPTEMBER 2021 (CONT'D)

41. CAPITAL MANAGEMENT

The primary objective of the Group's capital management policy is to maintain a strong capital base to support its businesses and maximise shareholders' value.

The Group manages its capital structure and makes adjustments to it in the light of changes in economic conditions or expansion of the Group. The Group may adjust the capital structure by issuing new shares, returning capital to shareholders or adjusting the amount of dividends to be paid to shareholders or sell assets to reduce debts. No changes were made in the objective, policy or process during the financial year under review as compared to the previous financial year.

The Group considers its total equity and total loans and borrowings to be the key components of its capital structure and may, from time to time, adjust the dividend payouts, purchase own shares, issue new shares, sell assets, raise or redeem debts, where necessary, to maintain an optimal capital structure. The Group monitors capital using a debt to equity ratio, which is calculated as total borrowings divided by total equity as follows:

	GROUP	
	2021	2020
	RM	RM
Total borrowings	27,908,804	17,471,726
Less: Other investments	2,006,288	2,771,329
Deposits with licensed banks	24,865,511	31,271,388
Cash and bank balances	5,460,164	1,250,671
	(32,331,963)	(35,293,388)
Net cash surplus	(4,423,159)	(17,821,662)
Total equity	112,613,726	101,695,899
Gearing ratio	N/A⁽ⁱ⁾	N/A ⁽ⁱ⁾

(i) N/A – Not applicable as net cash position

NOTES TO THE FINANCIAL STATEMENTS

30 SEPTEMBER 2021 (CONT'D)

42. SIGNIFICANT EVENT

Coronavirus ("COVID-19") pandemic

In recognition of the rapid spread of virus, the World Health Organisation (WHO) declared the COVID-19 outbreak as a global pandemic on 11 March 2020. To contain the spread of virus in local community, the Federal Government of Malaysia has introduced movement control measures by gazetting the Movement Control Order (MCO) which restricts the movement of people, followed by National Recovery Plan (NRP), effective from 1 June 2021, which focused on the phased reopening of society and economy towards the new normal.

The Group has been granted approval from Ministry of International Trade and Industry ('MITI') to continue its operations and with proper Standard Operating Procedures put in place. The Group has assessed and concluded that the Covid-19 outbreak did not have material adverse effect on the Group's financial statements for the current financial year.

Based on the assessment and information available at the date of authorisation of the financial statements, the Group have sufficient cash flows and undrawn facilities to meet its liquidity needs in the next twelve (12) months after the end of the reporting period. The Group do not anticipate significant supply disruptions and would continue monitoring its fund and operational needs.

43. EVENT AFTER THE REPORTING PERIOD

Private placement

On 15 November 2021, the Company announced that it will undertake a private placement exercise of up to 60,678,000 new ordinary shares of the Company, representing up to 10% of the enlarged number of issued and paid up shares of the Company ("Private Placement").

On 2 December 2021, the Company has further announced that the book-building exercise in relation to the private placement is completed and the Company had fixed the issue price at RM1.05 per placement shares. The total gross proceeds to be raised from private placement is approximately RM63.71 million.

The private placement had been completed on 13 December 2021 following the listing of and quotation of the 60,678,000 placement share at RM1.05 per placement shares on the ACE Market of Bursa Malaysia Securities Berhad.

The proceeds from the private placement exercise will be utilised for future investments/acquisitions/collaborations, research and development expenditure, capacity expansion, additional investments in its associate, working capital, as well as sustainability and environmental, social and governance efforts.

LIST OF PROPERTY

Registered Owner/Location	Date of Acquisition	Description	Tenure	Age of building (Years)	Built up Area (Sq.ft)	Existing Use	Audited Net Carrying Amount as at 30 September 2021 RM
Aemulus Base No.25, Jalan Sultan Azlan Shah Zon Perindustrian Bayan Lepas Phase 1, 11900 Bayan Lepas Pulau Pinang, Malaysia.	23.01.2017	Industrial land and 4-storey industrial building	Leasehold	60	70,929	Headquarters	28,167,516
							28,167,516

ANALYSIS OF SHAREHOLDINGS

AS AT 7 DECEMBER 2021

- A. Class of Shares : Ordinary Shares
 Voting Rights : On show of hands – One vote for one person
 On a poll – One vote for one ordinary share

B. ANALYSIS BY SIZE OF SHAREHOLDINGS

SIZE OF HOLDINGS	NO. OF HOLDERS	%	NO. OF SHARES	%
1 – 99	595	6.601	27,264	0.004
100 – 1,000	1,407	15.610	903,246	0.148
1,001–10,000	4,718	52.346	23,632,680	3.894
10,001 – 100,000	1,939	21.513	64,982,624	10.709
100,001 – 30,339,346 (*)	351	3.894	381,414,109	62.857
30,339,347 and above (**)	3	0.033	135,827,024	22.384
Total	9,013	100.000	606,786,947	100.000

Remark : * - Less than 5% of Issued Shares
 ** - 5% and above of Issued Shares

C. SUBSTANTIAL SHAREHOLDERS

NAME	NUMBER OF ORDINARY SHARES			
	DIRECT	%	INDIRECT	%
NG SANG BENG	14,259,099	2.350	110,794,874 *	18.259
YEOH CHEE KEONG	60,308,275	9.939	575,000 ^	0.095
AEMULUS VENTURE SDN BHD	38,452,749	6.337	-	-
CRYSTAL CLEAR (L) FOUNDATION	67,450,000	11.116	-	-

Notes:

* Deemed interested by virtue of his shareholdings of not less than 20% in Aemulus Venture Sdn Bhd pursuant to Section 8 of the Companies Act 2016 ("the Act"), being the founder, council chairman and beneficiary of Crystal Clear (L) Foundation and other interest held through his spouse pursuant to Section 59(11)(c) of the Act.

^ Other interest held through his spouse pursuant to Section 59(11)(c) of the Act.

ANALYSIS OF SHAREHOLDINGS

AS AT 7 DECEMBER 2021 (CONT'D)

D. DIRECTORS' SHAREHOLDINGS

NAME	NUMBER OF ORDINARY SHARES			
	DIRECT	%	INDIRECT	%
NG SANG BENG	14,259,099	2.350	110,794,874 *	18.259
YEOH CHEE KEONG	60,308,275	9.939	575,000 ^	0.095
WONG SHEE KIAN	16,481,094	2.716	-	-
DATO' SERI LEE KAH CHOON	-	-	-	-
ONG CHONG CHEE	-	-	-	-
FRIISCOR HO CHII SSU	6,749,750	1.112	-	-
NG CHIN WAH	378,235	0.062	-	-

Notes:

* Deemed interested by virtue of his shareholdings of not less than 20% in Aemulus Venture Sdn Bhd pursuant to Section 8 of the Companies Act 2016 ("the Act"), being the founder, council chairman and beneficiary of Crystal Clear (L) Foundation and other interest held through his spouse pursuant to Section 59(11)(c) of the Act.

^ Other interest held through his spouse pursuant to Section 59(11)(c) of the Act.

E. THIRTY LARGEST SHAREHOLDERS

NO.	NAME OF SHAREHOLDERS	NO. OF SHARES	% OF TOTAL ISSUED SHARES
1.	HSBC NOMINEES (TEMPATAN) SDN BHD [HBAP FOR CRYSTAL CLEAR (L) FOUNDATION (PB-SGDIV)]	60,000,000	9.888
2.	YEOH CHEE KEONG	44,108,275	7.269
3.	AEMULUS VENTURE SDN. BHD.	31,718,749	5.227
4.	CIMB GROUP NOMINEES (TEMPATAN) SDN BHD [CIMB COMMERCE TRUSTEE BERHAD FOR KENANGA SHARIAH GROWTH OPPORTUNITIES FUND (50156 TR01)]	22,934,200	3.779
5.	CGS-CIMB NOMINEES (TEMPATAN) SDN BHD [PLEDGED SECURITIES ACCOUNT FOR TERENCE WONG @ HUANG THAR-REARN]	18,000,000	2.966
6.	CIMSEC NOMINEES (TEMPATAN) SDN BHD [CIMB FOR YEOH CHEE KEONG (PB)]	16,200,000	2.669
7.	WONG SHEE KIAN	15,914,000	2.622
8.	NG SANG BENG	14,259,099	2.349
9.	CITIGROUP NOMINEES (ASING) SDN BHD [EXEMPT AN FOR CITIBANK NEW YORK (NORGES BANK 14)]	12,704,600	2.093
10.	CIMB GROUP NOMINEES (TEMPATAN) SDN BHD [CIMB COMMERCE TRUSTEE BERHAD FOR KENANGA GROWTH OPPORTUNITIES FUND (50154 TR01)]	12,629,300	2.081

ANALYSIS OF SHAREHOLDINGS

AS AT 7 DECEMBER 2021 (CONT'D)

E. THIRTY LARGEST SHAREHOLDERS (CONT'D)

NO.	NAME OF SHAREHOLDERS	NO. OF SHARES	% OF TOTAL ISSUED SHARES
11.	AMANAHRAYA TRUSTEES BERHAD [PMB SHARIAH GROWTH FUND]	11,000,000	1.812
12.	RHB NOMINEES (TEMPATAN) SDN BHD [TAN AH LOY @ TAN MAY LING]	10,000,000	1.648
13.	RHB NOMINEES (TEMPATAN) SDN BHD [CAROLYN WONG TARNN YOONG]	10,000,000	1.648
14.	AMANAHRAYA TRUSTEES BERHAD [PMB SHARIAH AGGRESSIVE FUND]	9,686,200	1.596
15.	AEMULUS VENTURE SDN. BHD.	9,234,000	1.521
16.	RHB NOMINEES (TEMPATAN) SDN BHD [PLEDGED SECURITIES ACCOUNT FOR NG SANG BENG]]	9,000,000	1.483
17.	HSBC NOMINEES (TEMPATAN) SDN BHD [HSBC (M) TRUSTEE BHD FOR MANULIFE INVESTMENT PROGRESS FUND (4082)]	7,578,300	1.248
18.	CRYSTAL CLEAR (L) FOUNDATION	7,450,000	1.227
19.	CIMB GROUP NOMINEES (TEMPATAN) SDN BHD [CIMB COMMERCE TRUSTEE BERHAD - KENANGA GROWTH FUND]	7,327,800	1.207
20.	FRIISCOR HO CHII SSU	6,749,750	1.112
21.	TOKIO MARINE LIFE INSURANCE MALAYSIA BHD [AS BENEFICIAL OWNER (TMEF)]	6,525,000	1.075
22.	MAYBANK NOMINEES (TEMPATAN) SDN BHD [MAYBANK TRUSTEES BERHAD FOR KENANGA SYARIAHEXTRA FUND (N14011960240)]	6,254,100	1.030
23.	CIMB GROUP NOMINEES (TEMPATAN) SDN BHD [EXEMPT AN FOR PETROLIAM NASIONAL BERHAD (KIB)]	5,353,400	0.882
24.	PONG CHUNG CHENG	4,892,125	0.806
25.	CITIGROUP NOMINEES (TEMPATAN) SDN BHD [URUSHARTA JAMAAH SDN. BHD. (ABERDEEN 2)]	4,624,700	0.762
26.	MOY SHIN FEI	3,922,525	0.646
27.	SIM AH YOONG	3,730,000	0.614
28.	TA NOMINEES (TEMPATAN) SDN BHD [PLEDGED SECURITIES ACCOUNT FOR TIANG HUA UNG]	3,400,000	0.560
29.	MAYBANK NOMINEES (TEMPATAN) SDN BHD [EXEMPT AN FOR ARECA CAPITAL SDN BHD]	3,277,700	0.540
30.	HSBC NOMINEES (TEMPATAN) SDN BHD [HSBC (M) TRUSTEE BHD FOR MANULIFE INVESTMENT SHARIAH PROGRESS PLUS FUND]	3,231,500	0.532

NOTICE OF ANNUAL GENERAL MEETING

NOTICE IS HEREBY GIVEN THAT the Seventh Annual General Meeting (“AGM”) of the Company will be conducted fully virtual through live streaming from the Broadcast Venue at Shah Jahan Room, Aemulus Base, No. 25, Jalan Sultan Azlan Shah, Zon Perindustrian Bayan Lepas, Phase 1, 11900 Bayan Lepas, Pulau Pinang, Malaysia on Tuesday, 8 February 2022 at 10:00 am for the following purposes:-

AGENDA

AS ORDINARY BUSINESS:

1. To receive the Audited Financial Statements of the Company for the financial year ended 30 September 2021 together with the Reports of the Directors and Auditors thereon.
2. To approve the payment of Directors’ fees of RM160,000 for the financial year ending 30 September 2022. Ordinary Resolution 1
3. To approve the payment of benefits payable to the Directors of the Company up to an amount of RM70,000 from 8 February 2022 until the conclusion of the next AGM of the Company. Ordinary Resolution 2
4. To re-elect the following Directors who are retiring in accordance with Article 95 of the Company’s Constitution:-
 - (i) Mr Friiscor Ho Chii Ssu Ordinary Resolution 3
 - (ii) Mr Ong Chong Chee Ordinary Resolution 4
5. To re-elect Dato’ Seri Lee Kah Choon who are retiring in accordance with Article 102 of the Company’s Constitution. Ordinary Resolution 5
6. To re-appoint Messrs Grant Thornton Malaysia PLT as Auditors of the Company until the conclusion of the next Annual General Meeting and to authorise the Directors to fix their remuneration. Ordinary Resolution 6

AS SPECIAL BUSINESS:

To consider and if thought fit, to pass with or without modifications the following resolutions:-

7. ORDINARY RESOLUTION

AUTHORITY TO ISSUE SHARES

“THAT pursuant to Sections 75 and 76 of the Companies Act 2016 (the “Act”), and subject to the approvals of the relevant Governmental and/or regulatory authorities, the Directors be and are hereby empowered to issue and allot shares in the Company, at such time and upon such terms and conditions and for such purposes as the Directors may, in their absolute discretion deem fit, provided that the aggregate number of shares issued pursuant to this resolution does not exceed 10% of the total number of issued shares (excluding treasury shares) of the Company for the time being and that the Directors be and are also empowered to obtain the approval from Bursa Malaysia Securities Berhad (“Bursa Securities”) for the listing of and quotation for the additional shares so issued and that such authority shall continue to be in force until the conclusion of the next Annual General Meeting of the Company.”

Ordinary Resolution 7

NOTICE OF ANNUAL GENERAL MEETING (CONT'D)

8. ORDINARY RESOLUTION

PROPOSED ADDITIONAL AWARD TO NG SANG BENG PURSUANT TO AEMULUS HOLDINGS BERHAD RESTRICTED SHARE PLAN ("RSP")

"THAT the Directors be and are hereby authorised at any time and from time to time throughout the duration of the existing RSP to award and to grant to Ng Sang Beng, being the Executive Director/ Chief Executive Officer of the Company, of an additional award of up to 108,800 ordinary shares in the Company ("Shares") ("Plan Shares") which will be vested in him at a future date and to allot and issue and/or procure the transfer of such number of Plan Shares to him in accordance with the By-Laws of the RSP, provided always that:

- (i) he must not participate in the deliberation or discussion of his own allocation under the RSP; and
- (ii) not more than 10% (or such other percentage as may be permitted by Bursa Securities or any other relevant authorities from time to time) of the total Shares made available under the RSP shall be allotted to him, if he either singly or collectively through persons connected with him, holds 20% (or such other percentage as may be permitted by Bursa Securities or any other relevant authorities from time to time) or more of the total number of issued shares of the Company (excluding treasury shares, if any);

AND subject always to such terms and conditions and/or any adjustments which may be made in accordance with the provision of the By-Laws governing and constituting the RSP and any prevailing guidelines issued by Bursa Securities, the Listing Requirements or any other relevant authorities as amended from time to time".

**Ordinary
Resolution 8**

9. ORDINARY RESOLUTION

PROPOSED ADDITIONAL AWARD TO YEOH CHEE KEONG PURSUANT TO AEMULUS HOLDINGS BERHAD RSP

"THAT the Directors be and are hereby authorised at any time and from time to time throughout the duration of the existing RSP to award and to grant to Yeoh Chee Keong, being the Executive Director/ Chief Operating Officer of the Company, of an additional award of up to 27,600 ordinary shares in the Company ("Shares") ("Plan Shares") which will be vested in him at a future date and to allot and issue and/or procure the transfer of such number of Plan Shares to him in accordance with the By-Laws of the RSP, provided always that:

- (i) he must not participate in the deliberation or discussion of his own allocation under the RSP; and
- (ii) not more than 10% (or such other percentage as may be permitted by Bursa Securities or any other relevant authorities from time to time) of the total Shares made available under the RSP shall be allotted to him, if he either singly or collectively through persons connected with him, holds 20% (or such other percentage as may be permitted by Bursa Securities or any other relevant authorities from time to time) or more of the total number of issued shares of the Company (excluding treasury shares, if any);

AND subject always to such terms and conditions and/or any adjustments which may be made in accordance with the provision of the By-Laws governing and constituting the RSP and any prevailing guidelines issued by Bursa Securities, the Listing Requirements or any other relevant authorities as amended from time to time".

**Ordinary
Resolution 9**

NOTICE OF ANNUAL GENERAL MEETING (CONT'D)

10. ORDINARY RESOLUTION

PROPOSED ADDITIONAL AWARD TO WONG SHEE KIAN PURSUANT TO AEMULUS HOLDINGS BERHAD RSP

"THAT the Directors be and are hereby authorised at any time and from time to time throughout the duration of the existing RSP to award and to grant to Wong Shee Kian, being the Executive Director/ Chief Technology Officer of the Company, of an additional award of up to 85,700 ordinary shares in the Company ("**Shares**") ("**Plan Shares**") which will be vested in him at a future date and to allot and issue and/or procure the transfer of such number of Plan Shares to him in accordance with the By-Laws of the RSP, provided always that:

- (i) he must not participate in the deliberation or discussion of his own allocation under the RSP; and
- (ii) not more than 10% (or such other percentage as may be permitted by Bursa Securities or any other relevant authorities from time to time) of the total Shares made available under the RSP shall be allotted to him, if he either singly or collectively through persons connected with him, holds 20% (or such other percentage as may be permitted by Bursa Securities or any other relevant authorities from time to time) or more of the total number of issued shares of the Company (excluding treasury shares, if any);

AND subject always to such terms and conditions and/or any adjustments which may be made in accordance with the provision of the By-Laws governing and constituting the RSP and any prevailing guidelines issued by Bursa Securities, the Listing Requirements or any other relevant authorities as amended from time to time".

**Ordinary
Resolution 10**

11. ORDINARY RESOLUTION

PROPOSED ADDITIONAL AWARD TO NG CHIN WAH PURSUANT TO AEMULUS HOLDINGS BERHAD RSP

"THAT the Directors be and are hereby authorised at any time and from time to time throughout the duration of the existing RSP to award and to grant to Ng Chin Wah, being the Executive Director/ Chief Financial Officer of the Company, of an additional award of up to 65,200 ordinary shares in the Company ("**Shares**") ("**Plan Shares**") which will be vested in him at a future date and to allot and issue and/or procure the transfer of such number of Plan Shares to him in accordance with the By-Laws of the RSP, provided always that:

- (i) he must not participate in the deliberation or discussion of his own allocation under the RSP; and
- (ii) not more than 10% (or such other percentage as may be permitted by Bursa Securities or any other relevant authorities from time to time) of the total Shares made available under the RSP shall be allotted to him, if he either singly or collectively through persons connected with him, holds 20% (or such other percentage as may be permitted by Bursa Securities or any other relevant authorities from time to time) or more of the total number of issued shares of the Company (excluding treasury shares, if any);

AND subject always to such terms and conditions and/or any adjustments which may be made in accordance with the provision of the By-Laws governing and constituting the RSP and any prevailing guidelines issued by Bursa Securities, the Listing Requirements or any other relevant authorities as amended from time to time".

**Ordinary
Resolution 11**

NOTICE OF ANNUAL GENERAL MEETING (CONT'D)

12. ORDINARY RESOLUTION

PROPOSED AWARD TO DATO' SERI LEE KAH CHOON PURSUANT TO AEMULUS HOLDINGS BERHAD RSP

"THAT the Directors be and are hereby authorised at any time and from time to time throughout the duration of the existing RSP to award and to grant to Dato' Seri Lee Kah Choon, being the Independent Non-Executive Director of the Company, of up to 13,800 ordinary shares in the Company ("Shares") ("Plan Shares") which will be vested in him at a future date and to allot and issue and/or procure the transfer of such number of Plan Shares to him in accordance with the By-Laws of the RSP, provided always that:

- (i) he must not participate in the deliberation or discussion of his own allocation under the RSP; and
- (ii) not more than 10% (or such other percentage as may be permitted by Bursa Securities or any other relevant authorities from time to time) of the total Shares made available under the RSP shall be allotted to him, if he either singly or collectively through persons connected with him, holds 20% (or such other percentage as may be permitted by Bursa Securities or any other relevant authorities from time to time) or more of the total number of issued shares of the Company (excluding treasury shares, if any);

AND subject always to such terms and conditions and/or any adjustments which may be made in accordance with the provision of the By-Laws governing and constituting the RSP and any prevailing guidelines issued by Bursa Securities, the Listing Requirements or any other relevant authorities as amended from time to time".

**Ordinary
Resolution 12**

13. ORDINARY RESOLUTION

PROPOSED AWARD TO ONG CHONG CHEE PURSUANT TO AEMULUS HOLDINGS BERHAD RSP

"THAT the Directors be and are hereby authorised at any time and from time to time throughout the duration of the existing RSP to award and to grant to Ong Chong Chee, being the Independent Non-Executive Director of the Company, of up to 11,500 ordinary shares in the Company ("Shares") ("Plan Shares") which will be vested in him at a future date and to allot and issue and/or procure the transfer of such number of Plan Shares to him in accordance with the By-Laws of the RSP, provided always that:

- (i) he must not participate in the deliberation or discussion of his own allocation under the RSP; and
- (ii) not more than 10% (or such other percentage as may be permitted by Bursa Securities or any other relevant authorities from time to time) of the total Shares made available under the RSP shall be allotted to him, if he either singly or collectively through persons connected with him, holds 20% (or such other percentage as may be permitted by Bursa Securities or any other relevant authorities from time to time) or more of the total number of issued shares of the Company (excluding treasury shares, if any);

AND subject always to such terms and conditions and/or any adjustments which may be made in accordance with the provision of the By-Laws governing and constituting the RSP and any prevailing guidelines issued by Bursa Securities, the Listing Requirements or any other relevant authorities as amended from time to time".

**Ordinary
Resolution 13**

NOTICE OF ANNUAL GENERAL MEETING (CONT'D)

14. ORDINARY RESOLUTION

PROPOSED AWARD TO FRIISCOR HO CHII SSU PURSUANT TO AEMULUS HOLDINGS BERHAD RSP

"THAT the Directors be and are hereby authorised at any time and from time to time throughout the duration of the existing RSP to award and to grant to Friiscor Ho Chii Ssu, being the Independent Non-Executive Director of the Company, of up to 11,500 ordinary shares in the Company ("Shares") ("Plan Shares") which will be vested in him at a future date and to allot and issue and/or procure the transfer of such number of Plan Shares to him in accordance with the By-Laws of the RSP, provided always that:

- (i) he must not participate in the deliberation or discussion of his own allocation under the RSP; and
- (ii) not more than 10% (or such other percentage as may be permitted by Bursa Securities or any other relevant authorities from time to time) of the total Shares made available under the RSP shall be allotted to him, if he either singly or collectively through persons connected with him, holds 20% (or such other percentage as may be permitted by Bursa Securities or any other relevant authorities from time to time) or more of the total number of issued shares of the Company (excluding treasury shares, if any);

AND subject always to such terms and conditions and/or any adjustments which may be made in accordance with the provision of the By-Laws governing and constituting the RSP and any prevailing guidelines issued by Bursa Securities, the Listing Requirements or any other relevant authorities as amended from time to time".

**Ordinary
Resolution 14**

15. To transact any other business of which due notices shall have been given in accordance with the Companies Act 2016.

By Order of the Board,

CHEE WAI HONG (BC/C/1470)
SSM PC No. 202008001804
TAN SHE CHIA (MAICSA 7055087)
SSM PC No. 202008001923
Company Secretaries

Penang

Date: 7 January 2022

NOTICE OF ANNUAL GENERAL MEETING (CONT'D)

Notes :

1. **IMPORTANT NOTICE**

The Broadcast Venue is strictly for the purpose of complying with Section 327(2) of the Companies Act 2016 and Guidance Note on the Conduct of General Meetings for Listed Issuers issued by the Securities Commission Malaysia on 16 July 2021 (including any amendment that may be made from time to time) which require the Chairman of the meeting to be present at the main venue of meeting.

2. Members/proxies/corporate representatives/attorneys **WILL NOT BE ALLOWED** to attend the Seventh AGM in person at the Broadcast Venue on the day of the meeting.

3. Members are to attend, speak (including posing questions to the Board via real time submission of typed text(s) and vote (collectively, "**participate**") remotely at the Seventh AGM via the Remote Participation and Voting facilities ("**RPV**") provided by our Share Registrar, Tricor Investor & Issuing House Services Sdn Bhd ("**Share Registrar**", "**Tricor**" or "**TIIH**"), via its **TIIH Online** website at <https://tiih.online>. Please follow the procedures for RPV provided in the Administrative Details for the Seventh AGM.

4. The appointment of a proxy may be made in a hard copy form or by electronic means in the following manner and must be received by the Company not less than forty-eight (48) hours before the time appointed for holding the AGM or adjourned AGM at which the person named in the appointment proposes to vote:

(i) In hard copy form

In the case of an appointment made in hard copy form, the proxy form must be deposited at the Company's Registered Office at 48 Jalan Chow Thye, 10050 George Town, Pulau Pinang, Malaysia.

(ii) By electronic means via TIIH Online

The proxy form can be electronically lodged with the Company's Share Registrar via **TIIH Online** at <https://tiih.online>.

5. There shall be no restriction as to the qualification of the proxy, a proxy may but need not be a member of the Company.

6. A member shall be entitled to appoint not more than two (2) proxies to attend and vote at the same meeting.

7. Where a member appoints two (2) proxies, the appointments shall be invalid unless the member specifies the proportions of his shareholding to be represented by each proxy.

8. A member who has appointed a proxy or attorney or corporate representative to attend and vote at this AGM must request his/her proxy or attorney or corporate representative to **register himself/herself for the RPV** at **TIIH Online** website at <https://tiih.online>. Please follow procedures for RPV in the Administrative Details of this AGM.

9. The instrument appointing a proxy shall be in writing under the hand of the appointor or his attorney duly authorised in writing or if the appointor is a corporation, under its Common Seal or under the hand of its attorney.

10. Any authority pursuant to such appointment is made by a power of attorney must be deposited at the Company's Registered Office at 48 Jalan Chow Thye, 10050 George Town, Pulau Pinang, Malaysia not less than 48 hours before the time of holding the AGM or adjourned AGM.

11. For a corporate member who has appointed an authorised representative, please deposit the **original/duly signed** certificate of appointment of authorised representative at the Company's Registered Office at 48 Jalan Chow Thye, 10050 George Town, Pulau Pinang, Malaysia.

NOTICE OF ANNUAL GENERAL MEETING (CONT'D)

12. Last date and time for lodging proxy form is **Sunday, 6 February 2022 at 10:00 am**.
13. Where a member of the Company is an exempt authorised nominee as defined under the Securities Industry (Central Depositories) Act 1991 which holds ordinary shares in the Company for multiple beneficial owners in one securities account ("**Omnibus Account**"), there shall be no limit to the number of proxies which the Exempt Authorised Nominee may appoint in respect of each Omnibus Account it holds.
14. For the purpose of determining who shall be entitled to attend this meeting, the Company shall be requesting Bursa Malaysia Depository Sdn Bhd to make available to the Company pursuant to the Article 69(2) of the Company's Constitution and Rule 7.16(2) of the ACE Market Listing Requirements of Bursa Malaysia Securities Berhad, a Record of Depositors ("**ROD**") as at **25 January 2022** and only a Depositor whose name appears on such ROD shall be entitled to attend, speak and vote at this meeting or appoint proxy to attend and/or speak and/or vote in his/her behalf.
15. All resolutions as set out in this notice of Seventh AGM are to be voted by poll.

Explanatory Notes on Ordinary Business

Resolution 1 – Payment of Directors' fees

Resolution 1 is to facilitate payment of Directors' fees on current financial year basis, calculated based on the number of non-executive directors and the role and responsibilities undertaken by the non-executive directors for financial year 2022 and assuming that all Directors will hold office until the end of the financial year. In the event the Directors' fees proposed are insufficient (e.g. due to enlarged Board size), approval will be sought at the next AGM for additional fees to meet the shortfall.

Resolution 2 – Payment of Directors' benefits

Resolution 2 is to approve the payment of Directors' benefits comprised of allowances pursuant to the requirements of Section 230 of the Companies Act 2016 for the period from 8 February 2022 until the conclusion of the next AGM of the Company.

Explanatory Notes on Special Business

Resolution 7 – Authority to issue shares

The proposed Ordinary Resolution 7, if passed, primarily to renew the mandate to give authority to the Board of Directors of the Company to issue and allot shares in the Company up to an amount not exceeding 10% of the total number of issued shares (excluding treasury shares) of the Company for the time being for such purposes as the Directors consider would be in the best interest of the Company without convening a general meeting. This would avoid any delay and costs in convening a general meeting to specifically approve such an issue of shares. This authority, unless revoked or varied by the shareholders of the Company in general meeting, will expire at the conclusion of the next AGM.

As at the date of this Notice, 60,678,000 new ordinary shares pursuant to the private placement were issued pursuant to the mandate granted to the Directors at the last annual general meeting held on 8 February 2021. The total proceeds of RM63.71 million from private placement exercise has not been utilised as at 14 December 2021.

A renewal of this authority is being sought at the Seventh Annual General Meeting under proposed Ordinary Resolution 7.

The renewal mandate if granted will provide flexibility to the Company for the allotment of shares for the purpose of fund-raising activities including but not limited to further placing of shares, for purpose of funding future investment project(s), working capital, acquisition(s) and/or settlement of banking facility(ies).

NOTICE OF ANNUAL GENERAL MEETING (CONT'D)

Resolution 8 – Proposed additional award to Ng Sang Beng pursuant to RSP

The shareholders of the Company had on 8 February 2021 granted an approval to the Directors to grant and to award Ng Sang Beng, of up to 182,500 Shares to be issued to and/or vested in him pursuant to the RSP at any time throughout the duration of the existing RSP. As at the date of this Notice, the Company has not awarded any Shares to Ng Sang Beng pursuant to the said RSP.

The proposed Ordinary Resolution 8, if passed, will allow the Directors to grant and to award Ng Sang Beng, an Executive Director / Chief Executive Officer of the Company, of an additional award of up to 108,800 Shares to be issued to and/or vested in him pursuant to the RSP at any time and from time to time throughout the duration of the existing RSP, in accordance with the provision of the By-Laws governing and constituting the RSP and any prevailing guidelines issued by Bursa Securities, the Listing Requirements or any other relevant authorities.

Resolution 9 – Proposed additional award to Yeoh Chee Keong pursuant to RSP

The shareholders of the Company had on 8 February 2021 granted an approval to the Directors to grant and to award Yeoh Chee Keong, of up to 46,200 Shares to be issued to and/or vested in him pursuant to the RSP at any time throughout the duration of the existing RSP. As at the date of this Notice, the Company has not awarded any Shares to Yeoh Chee Keong pursuant to the said RSP.

The proposed Ordinary Resolution 9, if passed, will allow the Directors to grant and to award Yeoh Chee Keong, an Executive Director / Chief Operating Officer of the Company, of an additional award up to 27,600 Shares to be issued to and/or vested in him pursuant to the RSP at any time and from time to time throughout the duration of the existing RSP, in accordance with the provision of the By-Laws governing and constituting the RSP and any prevailing guidelines issued by Bursa Securities, the Listing Requirements or any other relevant authorities.

Resolution 10 – Proposed additional award to Wong Shee Kian pursuant to RSP

The shareholders of the Company had on 8 February 2021 granted an approval to the Directors to grant and to award Wong Shee Kian, of up to 143,700 Shares to be issued to and/or vested in him pursuant to the RSP at any time throughout the duration of the existing RSP. As at the date of this Notice, the Company has not awarded any Shares to Wong Shee Kian pursuant to the said RSP.

The proposed Ordinary Resolution 10, if passed, will allow the Directors to grant and to award Wong Shee Kian, an Executive Director / Chief Technology Officer of the Company, of an additional award of up to 85,700 Shares to be issued to and/or vested in him pursuant to the RSP at any time and from time to time throughout the duration of the existing RSP, in accordance with the provision of the By-Laws governing and constituting the RSP and any prevailing guidelines issued by Bursa Securities, the Listing Requirements or any other relevant authorities.

Resolution 11 – Proposed additional award to Ng Chin Wah pursuant to RSP

The shareholders of the Company had on 22 February 2019 and 8 February 2021 granted an approval to the Directors to grant and to award Ng Chin Wah, of up to 120,000 Shares and 99,400 Shares respectively to be issued to and/or vested in him pursuant to the RSP at any time throughout the duration of the existing RSP. As at the date of this Notice, the Company has not awarded any Shares to Ng Chin Wah pursuant to the said RSP.

The proposed Ordinary Resolution 11, if passed, will allow the Directors to grant and to award Ng Chin Wah, an Executive Director / Chief Financial Officer of the Company, of an additional award of up to 65,200 Shares to be issued to and/or vested in him pursuant to the RSP at any time and from time to time throughout the duration of the existing RSP, in accordance with the provision of the By-Laws governing and constituting the RSP and any prevailing guidelines issued by Bursa Securities, the Listing Requirements or any other relevant authorities.

Resolution 12 – Proposed award to Dato' Seri Lee Kah Choon pursuant to RSP

The proposed Ordinary Resolution 12, if passed, will allow the Directors to grant and to award Dato' Seri Lee Kah Choon, an Independent Non-Executive Director of the Company, of up to 13,800 Shares to be issued to and/or vested in him pursuant to the RSP at any time and from time to time throughout the duration of the existing RSP, in accordance with the provision of the By-Laws governing and constituting the RSP and any prevailing guidelines issued by Bursa Securities, the Listing Requirements or any other relevant authorities.

NOTICE OF ANNUAL GENERAL MEETING (CONT'D)

Resolution 13 – Proposed award to Ong Chong Chee pursuant to RSP

The proposed Ordinary Resolution 13, if passed, will allow the Directors to grant and to award Ong Chong Chee, an Independent Non-Executive Director of the Company, of up to 11,500 Shares to be issued to and/or vested in him pursuant to the RSP at any time and from time to time throughout the duration of the existing RSP, in accordance with the provision of the By-Laws governing and constituting the RSP and any prevailing guidelines issued by Bursa Securities, the Listing Requirements or any other relevant authorities.

Resolution 14 – Proposed award to Friiscor Ho Chii Ssu pursuant to RSP

The proposed Ordinary Resolution 14, if passed, will allow the Directors to grant and to award Friiscor Ho Chii Ssu, an Independent Non-Executive Director of the Company, of up to 11,500 Shares to be issued to and/or vested in him pursuant to the RSP at any time and from time to time throughout the duration of the existing RSP, in accordance with the provision of the By-Laws governing and constituting the RSP and any prevailing guidelines issued by Bursa Securities, the Listing Requirements or any other relevant authorities.

PERSONAL DATA POLICY

By submitting an instrument appointing a proxy(ies) and/or representative(s) to attend, speak and vote at the Annual General Meeting and/or any adjournment thereof, a member of the Company (i) consents to the collection, use and disclosure of the member's personal data by the Company (or its agents) for the purpose of the processing and administration by the Company (or its agents) of proxies and representatives appointed for the Annual General Meeting (including any adjournment thereof) and the preparation and compilation of the attendance list, minutes and other documents relating to the Annual General Meeting (including any adjournment thereof) and in order for the Company (or its agents) to comply with any applicable laws, listing rules, regulations and/or guidelines (collectively, the "Purposes"). (ii) warrants that where the member discloses the personal data of the member's proxy(ies) and/or representative(s) to the Company (or its agents), the member has obtained the prior consent of such proxy(ies) and/or representative(s) for the collection, use and disclosure by the Company (or its agents) of the personal data of such proxy(ies) and/or representative(s) for the Purposes, and (iii) agrees that the member will indemnify the Company in respect of any penalties, liabilities, claims, demands, losses and damages as a result of the member's breach of warranty.

STATEMENT ACCOMPANYING NOTICE OF ANNUAL GENERAL MEETING

(Pursuant to Rule 8.29(2) of the Listing Requirements of Bursa Malaysia Securities Berhad)

As at date of this notice, there are no individuals who are standing for election as Directors (excluding the above Directors who are standing for re-election) at this forthcoming Annual General Meeting.

The Company will seek shareholders' approval on the general mandate for issue of securities in accordance with the Rule 6.04(3) of the Listing Requirements of Bursa Malaysia Securities Berhad. Please refer to the proposed ordinary resolution 7 as stated in the Notice of Annual General Meeting of the Company for the details.

This page has been intentionally left blank.

Proxy Form

CDS Account No.	
No. of ordinary shares held	

I/We
(Full Name in Block Letters)

(NRIC No./Passport No./Registration No.....)

of
(Full Address)

being a *member/members of **AEMULUS HOLDINGS BERHAD** (the "Company") hereby appoint

Name of Proxy	NRIC No./Passport No.	Proportion of Shareholdings Represented	
		No. of Shares	%
Address			
E-mail	Contact No.		

*and

Name of Proxy	NRIC No./Passport No.	Proportion of Shareholdings Represented	
		No. of Shares	%
Address			
E-mail	Contact No.		

to attend and vote for *me/ us and on *my/ our behalf at the Seventh Annual General Meeting ("AGM") of the Company to be conducted fully virtual through live streaming from the Broadcast Venue at Shah Jahan Room, Aemulus Base, No. 25, Jalan Sultan Azlan Shah, Zon Perindustrian Bayan Lepas, Phase 1, 11900 Bayan Lepas, Pulau Pinang, Malaysia on Tuesday, 8 February 2022 at 10:00 am, and at any adjournment thereof to vote as indicated below:

No.	Resolutions	For	Against
Ordinary Resolution 1	Approval of payment of Directors' fees for the financial year ending 30 September 2022		
Ordinary Resolution 2	Approval of payment of Directors' benefits from 8 February 2022 until the conclusion of the next AGM of the Company		
Ordinary Resolution 3	Re-election of Mr. Friiscor Ho Chii Ssu as Director		
Ordinary Resolution 4	Re-election of Mr. Ong Chong Chee as Director		
Ordinary Resolution 5	Re-election of Dato' Seri Lee Kah Choon as Director		
Ordinary Resolution 6	Re-appointment of Messrs Grant Thornton Malaysia PLT as Auditors of the Company and to authorise the Directors to fix their remuneration		
Ordinary Resolution 7	Authority under Sections 75 and 76 of the Companies Act 2016 for the Directors to issue shares		
Ordinary Resolution 8	Proposed Additional Award to Ng Sang Beng pursuant to Aemulus Holdings Berhad Restricted Share Plan		
Ordinary Resolution 9	Proposed Additional Award to Yeoh Chee Keong pursuant to Aemulus Holdings Berhad Restricted Share Plan		
Ordinary Resolution 10	Proposed Additional Award to Wong Shee Kian pursuant to Aemulus Holdings Berhad Restricted Share Plan		
Ordinary Resolution 11	Proposed Additional Award to Ng Chin Wah pursuant to Aemulus Holdings Berhad Restricted Share Plan		
Ordinary Resolution 12	Proposed Award to Dato' Seri Lee Kah Choon pursuant to Aemulus Holdings Berhad Restricted Share Plan		
Ordinary Resolution 13	Proposed Award to Ong Chong Chee pursuant to Aemulus Holdings Berhad Restricted Share Plan		
Ordinary Resolution 14	Proposed Award to Friiscor Ho Chii Ssu pursuant to Aemulus Holdings Berhad Restricted Share Plan		

(Please indicate with an "X" in the spaces provided above to how you wish your vote to be cast. If you do not do so, the proxy may vote or abstain from voting at his/ her discretion)

In case of a vote taken by a show of hands, the *First named Proxy / Second named Proxy shall vote on *my/ our behalf.

As witness my hand this day of 2022.

.....
Signature of Member(s)/ Common Seal

* Strike out whichever is not desired

Contact No. : _____

Notes :

1. **IMPORTANT NOTICE**

- The Broadcast Venue is strictly for the purpose of complying with Section 327(2) of the Companies Act 2016 and Guidance Note on the Conduct of General Meetings for Listed Issuers issued by the Securities Commission Malaysia on 16 July 2021 (including any amendment that may made from time to time) which require the Chairman of the meeting to be present at the main venue of meeting.
2. Members/proxies/corporate representatives/attorneys **WILL NOT BE ALLOWED** to attend the Seventh AGM in person at the Broadcast Venue on the day of the meeting.
 3. Members are to attend, speak (including posing questions to the Board via real time submission of typed text(s) and vote (collectively, "participate") remotely at the Seventh AGM via the Remote Participation and Voting facilities ("RPV") provided by our Share Registrar, Tricor Investor & Issuing House Services Sdn Bhd ("Share Registrar", "Tricor" or "TIIH"), via its TIIH Online website at <https://tiih.online>. Please follow the procedures for RPV provided in the Administrative Details for the Seventh AGM.
 4. The appointment of a proxy may be made in a hard copy form or by electronic means in the following manner and must be received by the Company not less than forty-eight (48) hours before the time appointed for holding the AGM or adjourned AGM at which the person named in the appointment proposes to vote:
 - (i) In hard copy form
In the case of an appointment made in hard copy form, the proxy form must be deposited at the Company's Registered Office at 48 Jalan Chow Thye, 10050 George Town, Pulau Pinang, Malaysia.
 - (ii) By electronic means via TIIH Online
The proxy form can be electronically lodged with the Company's Share Registrar via **TIIH Online** at <https://tiih.online>.
 5. There shall be no restriction as to the qualification of the proxy, a proxy may but need not be a member of the Company.
 6. A member shall be entitled to appoint not more than two (2) proxies to attend and vote at the same meeting.
 7. Where a member appoints two (2) proxies, the appointments shall be invalid unless the member specifies the proportions of his shareholding to be represented by each proxy.
 8. A member who has appointed a proxy or attorney or corporate representative to attend and vote at this AGM must request his/her proxy or attorney or corporate representative **to register himself/herself for the RPV** at **TIIH Online** website at <https://tiih.online>. Please follow procedures for RPV in the Administrative Details of this AGM.
 9. The instrument appointing a proxy shall be in writing under the hand of the appointor or his attorney duly authorised in writing or if the appointor is a corporation, under its Common Seal or under the hand of its attorney.
 10. Any authority pursuant to such appointment is made by a power of attorney must be deposited at the Company's Registered Office at 48 Jalan Chow Thye, 10050 George Town, Pulau Pinang, Malaysia not less than 48 hours before the time of holding the AGM or adjourned AGM.
 11. For a corporate member who has appointed an authorised representative, please deposit the **original/duly signed** certificate of appointment of authorised representative at the Company's Registered Office at 48 Jalan Chow Thye, 10050 George Town, Pulau Pinang, Malaysia.
 12. Last date and time for lodging proxy form is **Sunday, 6 February 2022 at 10:00 am**.
 13. Where a member of the Company is an exempt authorised nominee as defined under the Securities Industry (Central Depositories) Act 1991 which holds ordinary shares in the Company for multiple beneficial owners in one securities account ("**Omnibus Account**"), there shall be no limit to the number of proxies which the Exempt Authorised Nominee may appoint in respect of each Omnibus Account it holds.
 14. For the purpose of determining who shall be entitled to attend this meeting, the Company shall be requesting Bursa Malaysia Depository Sdn Bhd to make available to the Company pursuant to the Article 69(2) of the Company's Constitution and Rule 7.16(2) of the ACE Market Listing Requirements of Bursa Malaysia Securities Berhad, a Record of Depositors ("**ROD**") as at **25 January 2022** and only a Depositor whose name appears on such ROD shall be entitled to attend, speak and vote at this meeting or appoint proxy to attend and/or speak and/or vote in his/her behalf.
 15. All resolutions as set out in this notice of Seventh AGM are to be voted by poll.

Please fold across the line and close

STAMP
HERE

To

The Company Secretaries
AEMULUS HOLDINGS BERHAD
Registration No. 201401037863 (1114009-H)
48, Jalan Chow Thye,
10050 George Town,
Pulau Pinang, Malaysia.

Please fold across the line and close



AEMULUS HOLDINGS BERHAD

Registration No. 201401037863 (1114009-H)

No. 25, Jalan Sultan Azlan Shah, Zon Perindustrian Bayan Lepas,
Phase 1, 11900 Bayan Lepas, Pulau Pinang, Malaysia.

 (604) 684 6000

 (604) 646 6799

 www.aemulus.com

Concept & designed by :

