

















- 30 [10,024,468](#)  [Conduit fitting with components adapted for facilitating assembly](#)
- 31 [9,903,518](#)  [Single action push to connect conduit fitting](#)
- 32 [9,863,542](#)  [Diaphragm valve with welded diaphragm seat carrier](#)
- 33 [9,851,032](#)  [Conduit fitting with torque collar](#)
- 34 [9,835,256](#)  [Self-aligning valve seal](#)
- 35 [9,810,328](#)  [Valve and valve with seat insertion tool and extraction tool](#)
- 36 [9,778,149](#)  [Fluid sample system and method](#)
- 37 [9,777,858](#)  [Coated seals](#)
- 38 [9,617,632](#)  [Concurrent flow of activating gas in low temperature carburization](#)
- 39 [9,611,961](#)  [Pull-up by torque fitting with female threaded nut and integral dynamic wedge](#)
- 40 [9,562,635](#)  [Conduit fitting with pull-up indication](#)
- 41 [9,556,981](#)  [Fitting assembly evaluating apparatus](#)
- 42 [9,556,979](#)  [Fitting assembly evaluating apparatus](#)
- 43 [9,400,070](#)  [Conduit fitting with sensor on a threaded nut](#)
- 44 [9,383,048](#)  [Ferrule with internal recess and cylindrical wall](#)
- 45 [9,038,655](#)  [Clamp ring for welded diaphragms](#)
- 46 [9,033,372](#)  [Fitting nut with adapted engaging surfaces](#)
- 47 [9,010,810](#)  [Conduit connection with non-wetted strain sensor](#)
- 48 [8,777,276](#)  [Ferrule with internal recess and cylindrical wall](#)
- 

[Top](#)[View Cart](#)[Home](#)[Quick](#)[Advanced](#)[Pat Num](#)[Help](#)