


Matrixian Group B.V. - 68792271



Summary

Chamber of Commerce Number	68792271
Company Name	Matrixian Group B.V.
Address	Transformatorweg 104 1014AK AMSTERDAM
Statutory Seal	Apeldoorn
Safe Number	NL04524980
Telephone number	0202440145
RSIN Number	857593985
Company type	Private limited liability company (BV) with ordinary structure
Branch number	000037200739
Establishment date	18/05/2017

Credit information

Company Status	Active		
Today's score (0-100)	74	Today's credit limit (€)	10,000
Score description	Lowest chance of financial calamity		
Turnover	-	results on ordinary operations before tax	-
Net worth	82,057	Purchase limit	-

International Score

A International Score Description	Very Low Risk	The Creditsafe International Score is a standardised score derived from the Creditsafe score. It enables credit risk comparison between companies that are registered in different countries.
--	---------------	---

Ultimate holding company

Safe Number	Company Name	Company Number
NL04820453	Liplijn Ventures B.V.	71758194

No linked companies have been found.

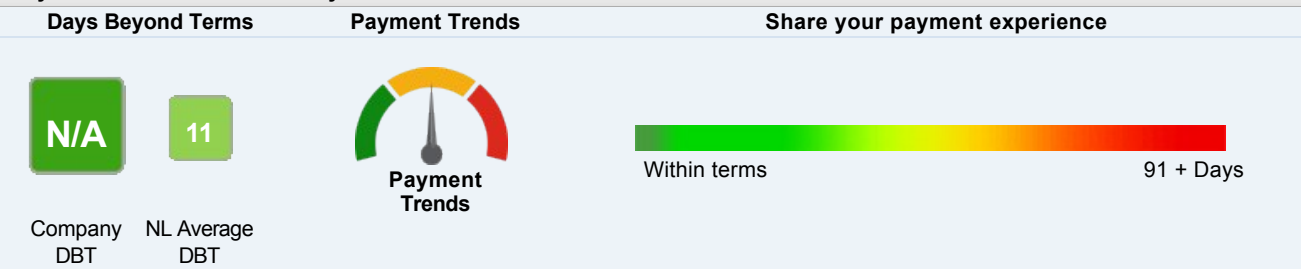
Commentary

The business was established over 3 years ago.	→
The business has 1 employees.	→
The business is part of a group.	→
The business has been at the address for over 16 months.	→
The credit rating for this business has increased from 59 to 74 on 08-08-2020.	↑
The credit limit for this business has increased from €8500 to €10000 on 08-08-2020.	↑
The financial statements on file are 20 months old.	→
Net Worth increased by 8205600% during the latest trading period.	↑
A 116754% growth in Total Assets occurred during the latest trading period.	↑

Accounts

Date of latest accounts	Net worth	Working capital	Quick ratio
31/12/2018	82,057	55,284	-
31/12/2017	1	0	-

Payment Information Summary



Payment expectations summary

Payment expectation days		Day sales outstanding	
Industry average payment expectation days	60.05	Industry average day sales outstanding	51.87
Suspension of payments / moratorium	no		

Court Data Summary

Court action	no
--------------	----

Enquiries summary

The last enquiry date was 31/03/2020.
There have been 10 enquiries in the last 12 months.
There are an average of 1 reports taken each month.

	3 MONTHS	6 MONTHS	9 MONTHS
Enquiries	0	0	5

Information

Trading name	Matrixian Group B.V.	Office type	Main Office
Address	Transformatorweg 104 1014AK Amsterdam		
Telephone number	0202440145	Web address	www.homematrix.nl www.matrixiangroup.com
Fax number		Company type	Private limited liability company (BV) with ordinary structure
Company Status	Active	E-Mail	
Company start date	18/05/2017	Founding deed date	18/05/2017
Business Group Type	Company	Importer	no
Exporter	no	Continuance date	
Ceased trading date		Date of latest accounts	31/12/2018
Reason for Dissolution		Reason for Registration	Verplaatsing over kamergrens

Activities			
Main Activity Code:	70102		
Main Activity Description:	Holding companies (not financial)		
Other Activity Codes:	78202	-	Job pools (no employment projects)
	Holdingactiviteiten. Ter beschikking stellen van arbeidskrachten	-	

Post Address			
Address	Transformatorweg 104 1014AK AMSTERDAM	Country	Nederland


Capital details			
Nominal capital		Placed capital	120
Deposited capital	120		

Employees details	
Number of employees	1
Number of Employees (Source: Accounts)	0
Employees Fulltime	1 (last updated 01/04/2020)


















Director information

Trading name

Accounts

General information from the annual account			
Annual accounts	31-12-2018	31-12-2017	
Auditing			
Judgement			
 Consolidated subsidiaries	0	-	0

Balance sheet				
Annual accounts	31-12-2018	%	31-12-2017	
Weeks	52		52	
Currency	EUR		EUR	
Consolidated (y/n)	N		N	
ASSETS				
Intangible fixed assets	-	-	-	

	Tangible fixed assets	-	-	-
	Financial fixed assets	86,110	999.9%	121
	Total fixed assets	86,110	999.9%	121
	Inventories	-	-	-
	Trade Debtors	-	-	-
	Other receivables	0	-	0
	Cash	-	-	-
	Miscellaneous current assets	55,284	-	0
	Total current assets	55,284	-	-
	Total Assets	141,394	999.9%	121
LIABILITIES				
	Issued share capital	-	-	-
	Revaluation reserve	-	-	-
	Minority interests	-	-	-
	Retained earnings	0	-	0
	Other reserves	82,057	999.9%	1
	Group Net Worth	0	-	0
	Total Equity	82,057	999.9%	1
	Total provisions	-	-	-
	Subordinated loans	-	-	-
	Other long term liabilities	59,336	999.9%	120
	Total long term debts	59,336	999.9%	120
	Trade creditors	-	-	-
	Other current liabilities including accruals & deferred income	0	-	0
	Total current liabilities	0	-	0
	Total Liabilities	141,393	999.9%	121
	Working capital	55,284	-	0
	Net worth	82,057	999.9%	1

Profit & loss

Annual accounts	31-12-2018	%	31-12-2017
Weeks	52		52
Currency	EUR		EUR
Consolidated (y/n)	N		N
Turnover	-	-	-
other operating income	-	-	-
Total operating expenses	-	-	-
Operating result	-	-	-
Total financial income	-	-	-
Total financial expenses	-	-	-
Results on ordinary operations before tax	-	-	-

Taxation	-	-	-
Results on ordinary operations after tax	-	-	-
Share in profit/(loss) of minority interest	-	-	-
Extraordinary items	-	-	-
Net result	-	-	-
OTHER INFORMATION			
Payroll costs	-	-	-
Amortization and depreciation	-	-	-

Ratio analysis

Annual accounts	31-12-2018	%	31-12-2017
Weeks	52		52
Currency	EUR		EUR
Consolidated (y/n)	N		N

TRADING PERFORMANCE

Results on ordinary operations before taxation margin	-	-	-
Return on capital employed	-	-	-
Return on total assets employed	-	-	-
Return on net assets employed	-	-	-
Sales / net working capital	-	-	-




OPERATING EFFICIENCY

Stock turnover ratio	-	-	-
Debtor days	-	-	-
Creditor days	-	-	-

SHORT TERM STABILITY





Current ratio	-	-	-
Liquidity ratio / acid ratio	-	-	-
Current debt ratio	-	-	-

LONG TERM STABILITY

 Gearing	72.31	-99.4%	12,000.00
 Equity in percentage	58.03	999.9%	0.83
 Total debt ratio	0.72	-99.4%	120.00

Payment Expectations

Payment Information Summary

Days Beyond Terms	Payment Trends	Share your payment experience
 		
Company DBT	NL Average DBT	Within terms 91 + Days

Trade Payment Information

Average Invoice Value	€2741.26
Invoices available	2
Paid	2
Outstanding	0
Trade Payment Data is information that we collect from selected third party partners	

who send us information about their whole sales ledger.

Customer Payment Experiences

Number of Experiences N/A


Customer Payment Experiences are supplied directly by Creditsafe users based on their payment experience with their customers.

Debt Collection Data

Date Of Claim	Age Of Claim (Days)	Total Debt Amount	Amount Paid	Status	Claim Disputed
No Data Available					

Score

Score Summary

Today's Score	74 	Score Description	Lowest chance of financial calamity
Previous Score	59		

The following section details the data utilised across all models in the Creditsafe scoring engine.

Creditsafe Data	Company Information	Demographics	Financials	Trade Payment Data
Web Searches	Group Structure	Industry	Current Ratio	Payments Paid
	Change in Board of Directors	Province	Total Equity	Payments Owed
	Company Age		Equity in Percentage	Outstanding Balance
	Number of Employees		Current Assets	Total invoice value
			Turnover	
			Working Capital	

Credit information

Today's score (0-100)	74	Today's credit limit (€)	10,000
Score description	Lowest chance of financial calamity	Today's purchase limit	

SCORE	DEFINITION
74 - 100	Very good credit worthiness
59 - 73	Good credit worthiness
37 - 58	Credit worthy
27 - 36	Credit against collateral
0 - 26	Caution - credit at your discretion

LIMIT DEFINITION

The Creditsafe recommended credit limit is calculated using a formula that analyses information from a company's financial accounts, demographics and industry code. The company credit limit is our recommendation of the total amount of credit that should be outstanding at any one time.

International Score

A **International Score Description** Very Low Risk

The Creditsafe International Score is a standardised score derived from the Creditsafe score. It enables credit risk comparison between companies that are registered in different countries.

Score History

Date	Score	Description
08/03/2020	59	Very low chance of financial calamity
08/02/2020	52	Low chance of financial calamity
24/09/2019	59	Very low chance of financial calamity
08/08/2019	65	Very low chance of financial calamity
24/07/2019	74	Lowest chance of financial calamity
23/07/2019	64	Very low chance of financial calamity
22/07/2019	65	Very low chance of financial calamity
17/05/2019	64	Very low chance of financial calamity
16/05/2019	65	Very low chance of financial calamity
09/05/2019	64	Very low chance of financial calamity

Limit History

Date	Credit Limit
08/03/2020	8,500
08/02/2020	6,500
24/09/2019	8,500
08/08/2019	8,500
24/07/2019	10,000
23/07/2019	1,500
22/07/2019	1,500
17/05/2019	1,500
16/05/2019	1,500
09/05/2019	1,500

Industry comparison

Activity code	70102
Activity description	Holding companies (not financial)
Industry average credit score	73.08
Industry average credit limit	86,954

Shareholder

Summary

Group - Number of Companies	6
Linkages - Number of Companies	0
Number of Countries	0

Ultimate holding company

Name	Liplijn Ventures B.V.
------	-----------------------

Holding company (100%)

Name	Liplijn Ventures B.V.
Street	Transformatorweg
House or po box number	104
City	AMSTERDAM
Post code	1014AK

Group Structure

Company name		Number	Safe number	Latest financials	Creditsafe Score Class (0-100)	Limit
- Liplijn Ventures B.V.		71758194	NL04820453	31-12-2018	72	€7,000
- - Matrixian Group B.V.		68792271	NL04524980	31-12-2018	74	€10,000

--- ConsuMatrix B.V.		64081176	NL04053611	31-12-2018	71	€21,000
--- Riskmatrix B.V.		68793219	NL04525831	31-12-2018	59	€0
--- Bizzmatrix B.V.		71760067	NL04820611	31-12-2018	62	€0
--- Homematrix B.V.		71759468	NL04820559	31-12-2018	63	€0

Companies that match this address

Company Name	Company Number	Score	Limit	Latest Accounts Filed
AvixNL B.V.	64371883	60	1500	31/12/2017
Bizzmatrix B.V.	71760067	62	0	31/12/2018
ConsuMatrix B.V.	64081176	71	21000	31/12/2018
Coöperatie Arches Capital Investment I U.A.	73027758	64	6500	-
Coöperatie Arches Capital Investment II U.A.	73631833	61	6500	-
Coöperatie Arches Capital Investment III U.A.	74004611	61	6500	-
Coöperatie Arches Capital Investment IV U.A.	74179004	61	6500	-
Coöperatie Arches Capital Investment V U.A.	74667777	61	6500	-
Coöperatie Arches Capital Investment VI U.A.	76723887	61	6500	-
Coöperatie Arches Capital Investment VII U.A.	77151356	61	6500	-
Coöperatie Arches Capital U.A.	73021318	51	5000	-
Homematrix B.V.	71759468	63	0	31/12/2018
Lijlijn Ventures B.V.	71758194	72	7000	31/12/2018
Publishizer B.V.	73996084	66	3000	-
Riskmatrix B.V.	68793219	59	0	31/12/2018
Stichting Administratiekantoor Publishizer	73946893	61	6500	-
Zamaradi Communications	57054290	68	6500	-

Linkages

Court

Court data

There is no data for this company

Directors

Director details (Persons)

Director details (Companies)

COMPANY NAME	NUMBER	STARTDATE
Lijlijn Ventures B.V.	71758194	28 May 2018
Lijlijn Ventures B.V.	71758194	28 May 2018

Events

Event History

Date	Event	Previous Value	Current Value
24/07/2019	New accounts filed.		31/12/2018
06/06/2019	Phone number change	055 2032092	020 2440145
06/06/2019	Internet address change	www.homematrix.nl	www.matrixiangroup.com
16/05/2019	Address changed.	102	104
16/05/2019	Mail house no change	102	104
07/06/2018	Trading name change	ConsuMatrix Enterprise B.V.	Matrixian Group B.V.

07/06/2018	Executive name change	Liplijn	
07/06/2018	Executive gender change	M	
07/06/2018	Company name changed.	ConsuMatrix Enterprise B.V.	Matrixian Group B.V.
07/06/2018	Company name long change	ConsuMatrix Enterprise B.V.	Matrixian Group B.V.
01/05/2018	New accounts filed.		31/12/2017
11/01/2018	Internet address change		www.homematrix.nl
13/08/2017	Address changed.	Canadalaan	Transformatorweg
13/08/2017	Address changed.	34	102
13/08/2017	Address changed.	APELDOORN	AMSTERDAM
13/08/2017	Address changed.	7316BZ	1014AK
13/08/2017	Mail street name change	Canadalaan	Transformatorweg
13/08/2017	Mail city change	APELDOORN	AMSTERDAM
13/08/2017	Mail postal code change	7316BZ	1014AK
13/08/2017	Mail house no change	34	102

KvK filings (since 20-12-2012)

Filing Date	Filed Event
17/07/2019	New financial accounts filed
30/05/2018	New appointment of director
30/05/2018	Ending appointment of director
30/05/2018	Amendment of the statutes
11/04/2018	New financial accounts filed
18/05/2017	Director in/out of appointment
18/05/2017	New establishment



© Creditsafe Nederland B.V.
Jan Pietersz. Coenstraat 10
2595WP 'S-GRAVENHAGE