


Annual Report

For the Year Ended 31 December 2023

Raytheon Systems Limited (Registered Number 00406809)



Raytheon
UK



Annual Report

For the Year Ended 31 December 2023

Raytheon Systems Limited (Registered Number 00406809)



Raytheon
UK

Annual Report Contents

Directors and Advisors	3
Strategic Report.....	4
Directors' Report.....	9
Streamlined Energy and Carbon Reporting.....	11
Statement of Directors' responsibilities in respect of the financial statements.....	12
Independent auditors' report to the members of Raytheon Systems Limited	13
Statement of Comprehensive Income.....	17
Statement of Financial Position.....	18
Statement of Changes in Equity.....	19
Notes to the Financial Statements.....	20

Directors and Advisers

Executive Directors

Barbara Borgonovi	Secretary and Registered Office
Paul Ferraro	John Reilly
Christophe James Gray	Kao One
Mike Guinan	Kao Park
Chander Nijhon	Harlow
Sinead O'Donnell	Essex
John Reilly	England
Bryan Rosselli	CM17 9NA

Independent Auditors

PricewaterhouseCoopers LLP
1 Embankment Place
London
WC2N 6RH

Bankers

JP Morgan Chase
1 Chaseside
Bournemouth
Dorset
BH7 7DA

Strategic Report for the Year Ended 31 December 2023

The Directors present their Strategic Report for the year ended 31 December 2023 for Raytheon Systems Limited (the Company).

Principal activities and review of business

Revenue for the year amounted to £452,437,000 (2022: £368,135,000). The profit for the year, after taxation, amounted to £79,718,000 (2022: £65,805,000). The net asset position amounted to £239,241,000 (2022: £209,753,000).

The operating subsidiaries of Raytheon Systems Limited are set out in note 10. On 8 May 2023 the Company subscribed for 99.99% of Raytheon Global Technology India Private Limited. The remaining 0.01% is owned by Raytheon United Kingdom Limited, the immediate parent of Raytheon Systems Limited.

The principal activity of the Company is that of a major supplier of electronic systems, products, components, training and associated support services to the defence and commercial markets, both in the UK and overseas.

This activity embraces systems integration as well as the design, development and manufacture of a wide range of advanced electronic products and integrated systems including surveillance systems, airport radars, identification friend or foe systems, anti-jamming global navigation systems and power and control systems. The Directors anticipate that this activity will continue.

Key performance indicators (KPI)

Key performance indicators are monitored and are documented in the Principal Activities and Review of business section. There are no KPI's beyond these.

Business environment

The Company is a subsidiary of its ultimate parent, RTX. The Company operates in a number of core markets as set out in the strategy section below. The principal territories that the Company operates within are set out in note 2.

The Company met the challenges of a dynamic business environment in 2023 and performed well with solid execution driving strong operating results.


STRATEGY

The Company's strategy is to:

- Strengthen our identity
- Expand the core
- Enter new markets
- Export

The core markets are:

- National security
- Sensors
- Weapons
- Training
- Intelligence Surveillance & Reconnaissance
- Space



Strategic Report for the Year Ended 31 December 2023 (continued)

Future outlook

Based on the size of the Company's order book, the level of highly liquid assets and credit quality of customers and counterparties, the Company is confident in its future outlook.

Risk Management

The Company's multi-national operations expose it to a variety of risks that include changes in foreign currency exchange rates, credit, people, continuity, geopolitical, reputational and cyber risks. The Company has a process for identifying enterprise level risks. These risks are reviewed on a regular basis with the leadership team and mitigated as deemed appropriate.

Foreign exchange risk:

The Company mainly enters into contracts within the UK, US, Middle East and Continental Europe. The Company is exposed to foreign exchange risk primarily with respect to US dollars. The Company has in place a risk management programme that seeks to limit the adverse effects on the financial performance of the Company by using foreign currency forward contracts to manage the foreign exchange risk. These contracts are managed by a group Company, United Technologies Treasury Center (UTTC).

Credit risk:

The Company has no significant concentrations of credit risk. The Company has implemented policies that require appropriate credit checks on potential customers before sales commence. The amount of exposure to any individual counterparty is subject to a limit which is reassessed periodically by the Board of Directors.

People risk:

The Company recognises that its employees are key to delivering its strategy and business plan and focuses on developing the existing workforce and hiring talented people to meet current and future requirements.

Continuity risk:

The Company performed a cash flow sensitivity analysis to assess the impact a series of severe but plausible downside scenarios to the Company's working capital position. Following this analysis the Directors have concluded that the Company has adequate resources to operate as a going concern. Refer to the going concern note in the Directors' report and Note 1 Accounting policies for further detail.

Geopolitical risk:

The Company recognises that due to the nature of our products we must obtain licences and authorisations from various government agencies. Our ability to obtain



these licences and authorisations are subject to risks and uncertainties including changing government policies or delays in governmental approvals.

Reputational risk:

The Company is subject to various regulations and the business reputation could be negatively affected if the Company fails to comply with these. The Company has implemented procedures to help ensure regulations are met and adhered to.

Cyber risk:

As a defence contractor the Company is the target of advanced and persistent cyber-attacks from a variety of assailants. We believe the Company has implemented appropriate measures and controls and have invested in resources to appropriately identify and monitor these threats and mitigate potential risks.

Financial risk:

Liquidity risk and capital risk are managed on a group-wide basis by the Company's ultimate parent company, RTX Corporation, which is incorporated in the United States of America. The Company operates under the Internal Group Cash Management Agreements, with Silver Aero Limited and UT (UK) Limited, which are cash pool arrangements. Silver Aero Limited and UT (UK) Limited are part of the RTX Corporation Group. Silver Aero Limited and UT (UK) Limited's liquidity is managed as part of the liquidity management for the ultimate parent company, RTX Corporation. The Company operates in accordance with funding policies controlled by the executive Directors of the ultimate parent company.

Strategic Report for the Year Ended 31 December 2023 (continued)

Directors' Duties – compliance with s.172(1) of the Companies Act 2006.

Section 172 of the Companies Act 2006 ("s.172") requires the Directors to promote the success of the Company for the benefit of the members and in doing so have regard to the interests of stakeholders including customers, employees, suppliers, and the wider community in which it operates. The Board is focused on its responsibilities under s.172(1) (a–f) of the Companies Act 2006, and the impact of the business on key stakeholder groups is considered on a regular basis. We have outlined our considerations of these areas below:

Risk Management

We supply electronic systems, products, components and associated support services to the defence and commercial markets, both in the UK and overseas, often in highly regulated environments. As we grow the business for our stakeholders it is vital that we effectively identify, evaluate, manage, and mitigate the risks we face. For details of our strategy, see the 'Risk Management' section above.

Shareholders

We believe that good governance enhances shareholder value and goes beyond simply complying with legal requirements. It means grounding governance practices in a culture of integrity, accountability, transparency, and the highest ethical standards. The strategy outlined above is aligned to the strategy of our ultimate parent company to ensure decisions of the Company meet the needs of the shareholders.

Employees

Our goal is to maintain both a strong workforce and a culture where every employee can thrive and do the best work of their lives. We strive to provide employees with industry-leading benefits and exciting professional challenges and opportunities. We invest in our employees' long-term growth, and we maintain a highly engaged workforce that delivers the best business performance possible.

The health, safety and well-being of our employees is one of our primary considerations in the way we conduct our business. To support and develop a safe working environment we recognise the importance of regular inspections, safety training, encouraging near miss non-injury reporting with open two-way communications.

Diversity, Equity and Inclusion, underpin our cultural transformation work. Our Employee Resource Groups (ERGS) have been instrumental in supporting this transformation. We have six ERGS in total, RTX ADAPT Able & Disabled Associates Partnering Together; RTX PRIDE LGBTQIA+ Alliance; RTX NXGEN Next Generation Professionals; RTX VETS Armed Services Community; RTX WISE Women Inspiring Success and Empowerment and RTX MCN Multicultural Network.

Our ERGS are benchmarked externally to enable us to continue to invest in, and develop, our talent. Examples of external benchmarks include Gold Award Winner of the UK Government's Armed Forces Covenant and UK Government recognising the Company as an employer with Disability Confident Level 2. All this investment is critical in attracting and maintaining a rich and diverse talent base across the UK. We enable employees safely to share data about themselves that enable us to support our Diversity, Equity, and Inclusion mission.

Customers and suppliers

We are committed to working with our suppliers to provide the best and most affordable products. A prime enabler for this is Raytheon CORE (Customer Oriented Results and Excellence) management system. This initiative drives continuous improvement where experienced individuals work with our suppliers to drive down costs and identify and mitigate risks. These actions are also utilised to ensure the customers receive value for money and competitively priced products and services.

Community and environment

As a UK Employer we recognise the importance of community, environment and how we can positively impact the areas in which we operate. We are positively impacting our communities by:

- Building a more disability smart business to support the Government in reducing the disability employment gap.
- Forward Steps programme, which supports paid volunteering hours within the communities in which our employees work and live.
- STEM careers, supporting local schools to engage with young people and participate in our Quadcopter challenge.
- Commitments to reduce our carbon emissions and water consumptions as well as sourcing our energy from renewable sources by 2025.
- Building a considered and forward-thinking approach to Health and Wellbeing across our business.

We support educational initiatives that inspire and support the next generation of scientists, engineers, and business professionals.

Climate related financial information

Section 414CB of the Companies Act 2006 requires the Directors to disclose certain climate-related financial information of the Company, including governance systems, risk identification and assessment processes, and climate-related risks and opportunities.

Strategic Report for the Year Ended 31 December 2023 (continued)

Governance Systems

The Company has governance systems in place to assist in assessing and managing the impacts of climate change on its operations. Many of these systems flow down from our ultimate parent company RTX. At the RTX level, the Governance and Public Policy Committee (GPPC) of the RTX Board of Directors oversees strategy, performance and goals relating to the environment and sustainability. The GPPC receives briefings periodically (at least annually) on sustainability performance, key initiatives, and goals, including climate-related matters. In addition, the Finance Committee of the RTX Board of Directors and, in certain cases the full RTX Board of Directors, reviews and approves significant capital investments, such as capital expenditures for research and development of sustainable technologies. Executive and senior management compensation is linked to progress towards the RTX 2025 greenhouse gas reduction goal.

Climate-Related Risk and Opportunity Identification and Assessment

The Company uses several risk management processes to identify and assess climate related risks and opportunities including: Enterprise Risk Management (ERM); Business Resilience and Crisis Management (BRCM) program; and long-range strategic planning. The ERM process is led by the finance function at the RTX level and involves all its business units. Annually, risks are identified and assessed through structured inputs, reviews, and mitigation planning. The top risks are identified and evaluated through both a bottom-up and a top-down process. Top risks are compiled annually and briefed to the RTX Board of Directors and communicated to RTX's business unit senior leaders. As part of the Company's BRCM program, certain sites conduct Threat and Vulnerability Assessments (TVAs) to identify, assess, and manage different types of site-specific risks, including physical risks associated with climate change, and develop Incident Response Plans to address potential risks. The Company also uses the RTX-led long-range strategic planning process to identify and manage climate risks. The plans are a central mechanism for assessing changes in customer priorities and setting business-level priorities in the Company's operations, technology, research and development investment, and funding priorities. Identification and assessment of climate related risks are integrated into the Company's overall risk management processes.

The Directors have identified the following climate-related risks and opportunities in connection with the operations of the Company:

Market / Technology Transition Risk - These are risks associated with increasing customer demands for

products, services and technologies focused on addressing climate change, transitioning to lower emission technologies, including low to no carbon products and services, use of alternative energy sources and other sustainable technologies, and lower carbon operations. As a result, we continue to make additional investments in new technologies and capabilities and devote management and other resources to these matters.

Acute and Chronic Physical Risks - These risks relate to the increase in severity and frequency of extreme weather events caused by climate change, such as severe storms, tornados, hurricane, wildfires, and heat waves and droughts. These events could damage our facilities, products, and other assets, and cause disruptions to our business and operations, and supply chain. It could also lead to an increase in expenditures to improve the climate resiliency of our operations. RTX maintains property and business interruption insurance to mitigate these risks.

Regulatory / policy risks - Current and emerging environmental and climate-related laws, regulations, or other policies in the UK and elsewhere, such as regulations on greenhouse gas emissions, carbon pricing, energy taxes, product efficiency standards, and mandatory climate disclosures, could increase the Company's operational and compliance expenditures. The Company may face an increase in energy and raw materials costs, and costs associated with manufacturing changes. The Company may also incur additional expenditures related to new or additional investments in product designs and facility upgrades.

Climate-Related Opportunities - A potential opportunity is in the development and/or expansion of products and services that address climate change, such as low emission products, or products and services related to climate adaptation and resiliency solutions. The Company is well positioned to be a leader in sustainable technologies and capture new business opportunities. RTX and its business units continue to pursue its technology roadmaps and invest substantial amounts in research and development.

The aforementioned risks and opportunities were assessed over the short, medium, and long-term (current year to 2050). None of these are deemed financially material to the Company due to the nature of its operations. However, the impacts may increase over time. Therefore, the Company, together with its parent companies, plans to continue monitoring these risks and opportunities and enhancing its assessment

Strategic Report for the Year Ended 31 December 2023 (continued)

methodologies over time as improved techniques are established. Since the climate-related risks and opportunities are not deemed material to the Company, the Directors consider Sections 414CB (2A)(e)-(h) not necessary for an understanding of the Company's business.

Reducing Greenhouse Gases - The Company is committed to reducing greenhouse gas emissions from its operations and supports the RTX goal of reducing overall emissions by 15% by 2025 and 46% by 2030 from a 2019 baseline. Key decarbonization strategies include energy conservation, energy efficiency projects, and procurement of renewable electricity. See section on the Streamlined Energy and Carbon Reporting (SECR) for energy and greenhouse gas metrics.

The streamlined Energy and Carbon Reporting is included on page 11.

On behalf of the Board



C J Gray, Director
25 September 2024



Directors' Report for the Year Ended 31 December 2023

The Directors present their report and the audited financial statements for the year ended 31 December 2023.

Directors

The Directors of the Company who were in office during the year and up to the date of signing the financial statements were:

- Roy Azevedo (Resigned 1 March 2023)
- Barbara J Borgonovi
- David Broadbent (Resigned 10 November 2023)
- Denis J Donohue (Appointed 12 September 2022 and resigned 1 June 2023)
- Paul Ferraro (Appointed 29 November 2023)
- Christophe James Gray (Appointed 31 May 2024)
- Mike Guinan
- Jeff Lewis (Resigned on 30 May 2024)
- Chander Nijhon (Appointed 1 June 2023)
- Sinead O'Donnell
- John Reilly
- Bryan Rosselli

Directors' interests in shares of the Company

According to the register kept under section 808 of the Companies Act 2006, no Director had any beneficial interest in the shares of the Company either at the beginning or end of the year. There were no changes in Directors' interests during the year.

Going concern

The financial statements have been prepared on the basis that the Company is a going concern. The Directors believe that the cash flow forecasts support this assumption. The Directors have undertaken reviews of the business financial forecasts, to assess whether the Company has adequate resources to continue in operational existence for at least twelve months from the date of signing these financial statements and continue to adopt the going concern basis of accounting.

For assessing going concern, the Directors considered a period to December 2025 against the base case, Board of Directors-approved, budget. The Directors also considered a series of severe but plausible downside scenarios which are sensitivities run against the base case budget which include a reduction in revenues and attributable cash receipts of 10% to assess the impact on the Company's working capital position. The Directors also considered differing potential scenarios in respect of a particular contract with a Middle East customer, being either the repayment of advance payments received of £318.8m (which would be repayable to that certain Middle East customer in the event of contract termination), or the cash flows that would result from

that contract re-commencing. In either scenario the Company would have access to intergroup facilities for the necessary funds.

As disclosed in note 12 Trade and other receivables, in 2022 the Company entered into the Internal Group Cash Management Agreements with Silver Aero Limited and UT (UK) Limited. This results in the Company's cash balances being transferred into a cash pool arrangement. Following entering this Internal Group Cash Management Agreement, the Company meets its day to day working capital requirements through this cash pooling arrangement of Silver Aero Limited and UT (UK) Limited.

Silver Aero Limited has received a letter of support from the ultimate parent undertaking, RTX Corporation and enquiries have been made to ensure that RTX Corporation can provide this support to Silver Aero Limited. In assessing this letter of support the Directors have considered a number of factors, including the current balance sheet position and available liquidity as well as the principal and emerging risks which could impact the ability of RTX Corporation to provide financial support in managing the working capital requirements of the Company.

Based on the Directors' assessment of the recoverability of financial assets together with a letter of support received by Silver Aero Limited from the ultimate parent undertaking, RTX Corporation, the Directors are of the opinion that the Company has adequate resources to continue in operational existence to enable the Company to meet its day to day working capital requirements through this cash pooling arrangement for a period of at least 12 months from the date of signing the Company's financial statements for the year ended 31 December 2023 and therefore the going concern basis has been adopted in preparing the financial statements.

Directors' indemnities

As permitted by the Articles of Association, the Directors have the benefit of an indemnity which is a qualifying third-party indemnity provision as defined by Section 234 of the Companies Act 2006. The indemnity was in force throughout the last financial year and is currently in force. The Company also purchased and maintained throughout the financial year Directors' and Officers' liability insurance in respect of itself and its Directors.

Financial risk management

This has been outlined in the Strategic Report.

Future developments

These have been outlined in the Strategic Report.

Directors' Report for the Year Ended 31 December 2023 (continued)

Employees

The Company continued its policy of providing regular information on Company performance, business activities and related matters to all employees. Smaller groups of employees, including senior employee representatives, attend regular business reviews, at which opportunity is given to question the Company on business performance, plans and strategies. Committees, which include employee representation, continued to operate and provide regular consultation in the particular areas of safety, the extension and development of technological change and the operation of an employee suggestion scheme.

The Company is committed to achieving equal opportunities and complying with anti-discrimination legislation and employees are encouraged to train and develop their careers. Company policy is to offer the opportunity to benefit from fair employment, without regard to gender, sexual orientation, marital status, race, religion or belief, age or disability and full and fair consideration is given to the employment of disabled persons for all suitable jobs.

Streamlined Energy and Carbon Reporting

The Streamlined Energy and carbon Reporting is included on page 11.

Dividends

During 2023 Raytheon Systems Limited paid dividends amounting to £nil to Raytheon United Kingdom Limited (2022: £nil). As at the date of signing the Directors do not recommend a final dividend for 2023.

Contingent liabilities

The Directors do not consider that material loss will arise to the Company as a result of indemnities and guarantees relating to the due performance of contracts, see note 22.

Payment policies

The Company operates procedures to ensure that suppliers are paid on time. In particular, the Company seeks:

- To agree terms of payments with suppliers when agreeing the terms of the transaction;
- To ensure that suppliers are made aware of the agreed terms of payment; and
- To abide by the terms of payment.

Research and development

The Company is heavily committed to research and development activities in all areas of its business which include a number of specialised fields in which it is a market leader.

The procedures include arrangements for accelerated payments of small suppliers. Payments are made to suppliers in accordance with specific terms agreed with suppliers. As such, the Company believes that disclosure of creditor days does not provide a meaningful measure of compliance with payment terms.

Post balance sheet event

Since the balance sheet date, the United States announced in August 2024 that it will resume sales of offensive weapons to the country of a certain middle east customer and will do so in regular order, with appropriate congressional notification and consultation. The Company has a contract with this customer that in our 2020 accounts we determined was no longer probable of obtaining United States regulatory approval and within the balance sheet includes inventory, Inventory provisions, Accruals and deferred income that will require management assessment following the announcement.

This has been determined to be a non-adjusting post balance sheet event and therefore if there is any impact this will be on the 31 December 2024 financial statements. It is not possible for the company to estimate the potential future impact of the recent announcement whilst the impact of the announcement is being assessed.

Disclosure of information to auditors


In the case of each Director in office at the date the Directors' report is approved:

- so far as the Director is aware, there is no relevant audit information of which the Company's auditors are unaware; and
- they have taken all the steps that they ought to have taken as a Director in order to make themselves aware of any relevant audit information and to establish that the Company's auditors are aware of that information.

Independent Auditors

PricewaterhouseCoopers LLP have expressed their willingness to continue in office as Auditors and a resolution to reappoint them will be proposed at the forthcoming annual general meeting.

On behalf of the Board



C J Gray
Director
25 September 2024

Streamlined Energy and Carbon Reporting

Methodology

As a large, unquoted organisation, Raytheon Systems Limited is required to report its energy use and carbon emissions in accordance with the Companies (Directors' Report) and Limited Liability Partnerships (Energy and Carbon Report) Regulations 2018.

The data detailed in this table represents emissions and energy use for which Raytheon Systems Limited is responsible, including electricity use on our sites and fuel used in vehicles on company business.

We have used the main requirements of the Greenhouse Gas Protocol Corporate Standard to calculate our emissions, along with the UK Government GHG Conversion Factors for Company Reporting 2023. Any estimates included in our totals are derived from actual data extrapolated to cover missing periods or from benchmarks. There are no overseas operations.

We have restated our comparison year's 2022 emissions to reflect improvements in data availability and data quality.


Streamlined Energy & Carbon reporting disclosure for the period 1 January 2023 to 31 December 2023 - UK and offshore		
	Current Reporting Year 2023	Comparison Reporting Year 2022 (restated)
UK and offshore UK Emissions from combustion of gas (Scope 1) / tCO ₂ e	2,311.9	2,131.7
Emissions from combustion of fuel for transport purposes (Scope 1) / tCO ₂ e	208.0	175.5
Emissions from business travel in rental cars or employee - owned vehicles where company is responsible for purchasing the fuel (Scope 3) / tCO ₂ e	212.4	160.7
Emissions from purchased electricity (Scope 2, location-based) / tCO ₂ e	2,320.6	2,423.7
Total gross emissions based on above / tCO ₂ e	5,052.9	4,891.6
Energy consumption used to calculate emissions / kWh	25,378,571	25,561,713
Intensity ratio: tCO ₂ e gross figure based from mandatory fields above, per ft ²	0.00975	0.00928
Emissions from other activities which the company own or control including operation of facilities (Scope 1) / tCO ₂ e	167.4	114.5
Emissions from electricity related to extraction, production, and transportation of fuels consumed in the generation of electricity for which the company does not own or control (Scope 3) / tCO ₂ e	558.9	632.7
Emissions from generation of electricity that is consumed in a transmission and distribution system for which the company does not own or control (Scope 3) / tCO ₂ e	200.8	221.7
Emissions from extraction and production of purchased fuels for which the company does not own or control (Scope 3) / tCO ₂ e	474.9	407.0
Total gross Scope 1, Scope 2 location & Scope 3 emissions / tCO₂e	6,454.9	6,267.5

Energy Efficiency

For the year 2023 Raytheon Systems Limited has completed the following energy efficiency projects:

- Replacement of a water chiller with a newer more efficient mode
- Gradual replacement of windows with double glazing.

On behalf of the Board



C J Gray, Director,
25 September 2024

Statement of Directors' responsibilities in respect of the financial statements

The Directors are responsible for preparing the Annual Report and the financial statements in accordance with applicable law and regulation.

Company law requires the Directors to prepare financial statements for each financial year. Under that law the Directors have prepared the financial statements in accordance with United Kingdom Generally Accepted Accounting Practice (United Kingdom Accounting Standards, comprising FRS 102 "The Financial Reporting Standard applicable in the UK and Republic of Ireland", and applicable law).

Under company law, Directors must not approve the financial statements unless they are satisfied that they give a true and fair view of the state of affairs of the Company and of the profit or loss of the Company for that period. In preparing the financial statements, the Directors are required to:

- select suitable accounting policies and then apply them consistently.
- state whether applicable United Kingdom Accounting Standards, comprising FRS 102 have been followed, subject to any material departures disclosed and explained in the financial statements.
- make judgements and accounting estimates that are reasonable and prudent; and

- prepare the financial statements on the going concern basis unless it is inappropriate to presume that the Company will continue in business.

The Directors are responsible for safeguarding the assets of the Company and hence for taking reasonable steps for the prevention and detection of fraud and other irregularities.

The Directors are also responsible for keeping adequate accounting records that are sufficient to show and explain the company's transactions and disclose with reasonable accuracy at any time the financial position of the Company and enable them to ensure that the financial statements comply with the Companies Act 2006.

On behalf of the Board



C J Gray
Director
25 September 2024



Independent auditors' report to the members of Raytheon Systems Limited

Report on the audit of the financial statements

Opinion

In our opinion, Raytheon Systems Limited's financial statements:

- give a true and fair view of the state of the company's affairs as at 31 December 2023 and of its profit for the year then ended;
- have been properly prepared in accordance with United Kingdom Generally Accepted Accounting Practice (United Kingdom Accounting Standards, including FRS 102 "The Financial Reporting Standard applicable in the UK and Republic of Ireland", and applicable law); and
- have been prepared in accordance with the requirements of the Companies Act 2006.

We have audited the financial statements, included within the Annual Report, which comprise: the Statement of Financial Position as at 31 December 2023; the Statement of Comprehensive Income and the Statement of Changes in Equity for the year then ended; and the notes to the financial statements, which include a description of the significant accounting policies.

Basis for opinion

We conducted our audit in accordance with International Standards on Auditing (UK) ("ISAs (UK)") and applicable law. Our responsibilities under ISAs (UK) are further described in the Auditors' responsibilities for the audit of the financial statements section of our report. We believe that the audit evidence we have obtained is sufficient and appropriate to provide a basis for our opinion.

Independence

We remained independent of the company in accordance with the ethical requirements that are relevant to our audit of the financial statements in the UK, which includes the FRC's Ethical Standard, and we have fulfilled our other ethical responsibilities in accordance with these requirements.

Conclusions relating to going concern

Based on the work we have performed, we have not identified any material uncertainties relating to events or conditions that, individually or collectively, may cast significant doubt on the company's ability to continue as a going concern for a period of at least twelve months from when the financial statements are authorised for issue.

In auditing the financial statements, we have concluded that the directors' use of the going concern basis of accounting in the preparation of the financial statements is appropriate.

However, because not all future events or conditions can be predicted, this conclusion is not a guarantee as to the company's ability to continue as a going concern.

Our responsibilities and the responsibilities of the directors with respect to going concern are described in the relevant sections of this report.

Independent auditors' report to the members of Raytheon Systems Limited (continued)

Reporting on other information

The other information comprises all of the information in the Annual Report other than the financial statements and our auditors' report thereon. The directors are responsible for the other information. Our opinion on the financial statements does not cover the other information and, accordingly, we do not express an audit opinion or, except to the extent otherwise explicitly stated in this report, any form of assurance thereon.

In connection with our audit of the financial statements, our responsibility is to read the other information and, in doing so, consider whether the other information is materially inconsistent with the financial statements or our knowledge obtained in the audit, or otherwise appears to be materially misstated. If we identify an apparent material inconsistency or material misstatement, we are required to perform procedures to conclude whether there is a material misstatement of the financial statements or a material misstatement of the other information. If, based on the work we have performed, we conclude that there is a material misstatement of this other information, we are required to report that fact. We have nothing to report based on these responsibilities.

With respect to the Strategic Report and Directors' Report, we also considered whether the disclosures required by the UK Companies Act 2006 have been included.

Based on our work undertaken in the course of the audit, the Companies Act 2006 requires us also to report certain opinions and matters as described below.

Strategic Report and Directors' Report

In our opinion, based on the work undertaken in the course of the audit, the information given in the Strategic Report and Directors' Report for the year ended 31 December 2023 is consistent with the financial statements and has been prepared in accordance with applicable legal requirements.

In light of the knowledge and understanding of the company and its environment obtained in the course of the audit, we did not identify any material misstatements in the Strategic Report and Directors' Report.

Responsibilities for the financial statements and the audit

Responsibilities of the directors for the financial statements

As explained more fully in the Statement of Directors' responsibilities in respect of the financial statements, the directors are responsible for the preparation of the financial statements in accordance with the applicable framework and for being satisfied that they give a true and fair view. The directors are also responsible for such internal control as they determine is necessary to enable the preparation of financial statements that are free from material misstatement, whether due to fraud or error.

Independent auditors' report to the members of Raytheon Systems Limited (continued)

In preparing the financial statements, the directors are responsible for assessing the company's ability to continue as a going concern, disclosing, as applicable, matters related to going concern and using the going concern basis of accounting unless the directors either intend to liquidate the company or to cease operations, or have no realistic alternative but to do so.

Auditors' responsibilities for the audit of the financial statements

Our objectives are to obtain reasonable assurance about whether the financial statements as a whole are free from material misstatement, whether due to fraud or error, and to issue an auditors' report that includes our opinion. Reasonable assurance is a high level of assurance, but is not a guarantee that an audit conducted in accordance with ISAs (UK) will always detect a material misstatement when it exists. Misstatements can arise from fraud or error and are considered material if, individually or in the aggregate, they could reasonably be expected to influence the economic decisions of users taken on the basis of these financial statements.

Irregularities, including fraud, are instances of non-compliance with laws and regulations. We design procedures in line with our responsibilities, outlined above, to detect material misstatements in respect of irregularities, including fraud. The extent to which our procedures are capable of detecting irregularities, including fraud, is detailed below.

Based on our understanding of the company and industry, we identified that the principal risks of non-compliance with laws and regulations related to defence procurement and export controls, and we considered the extent to which non-compliance might have a material effect on the financial statements. We also considered those laws and regulations that have a direct impact on the financial statements such as relevant tax legislation and the Companies Act 2006. We evaluated management's incentives and opportunities for fraudulent manipulation of the financial statements (including the risk of override of controls), and determined that the principal risks were related to posting of inappropriate journal entries and management bias in judgements and accounting estimates.. Audit procedures performed by the engagement team included:

- Discussions with management and those charged with governance, including consideration of any known or suspected instances of non-compliance with laws and regulations and fraud;
- Reviewing minutes of meetings of those charged with governance;
- Performing procedures over unusual journal entries;
- Challenging assumptions made by management in determining their judgements and accounting estimates;
- Designing audit procedures to incorporate unpredictability into our testing; and
- Review of financial statement disclosures and testing to supporting documentation to assess compliance with applicable laws and regulations.

Independent auditors' report to the members of Raytheon Systems Limited (continued)

There are inherent limitations in the audit procedures described above. We are less likely to become aware of instances of non-compliance with laws and regulations that are not closely related to events and transactions reflected in the financial statements. Also, the risk of not detecting a material misstatement due to fraud is higher than the risk of not detecting one resulting from error, as fraud may involve deliberate concealment by, for example, forgery or intentional misrepresentations, or through collusion.

A further description of our responsibilities for the audit of the financial statements is located on the FRC's website at: www.frc.org.uk/auditorsresponsibilities. This description forms part of our auditors' report.

Use of this report

This report, including the opinions, has been prepared for and only for the company's members as a body in accordance with Chapter 3 of Part 16 of the Companies Act 2006 and for no other purpose. We do not, in giving these opinions, accept or assume responsibility for any other purpose or to any other person to whom this report is shown or into whose hands it may come save where expressly agreed by our prior consent in writing.


Other required reporting

Companies Act 2006 exception reporting

Under the Companies Act 2006 we are required to report to you if, in our opinion:

- we have not obtained all the information and explanations we require for our audit; or
- adequate accounting records have not been kept by the company, or returns adequate for our audit have not been received from branches not visited by us; or
- certain disclosures of directors' remuneration specified by law are not made; or
- the financial statements are not in agreement with the accounting records and returns.

We have no exceptions to report arising from this responsibility.



Robert Wilkinson (Senior Statutory Auditor)
for and on behalf of PricewaterhouseCoopers LLP
Chartered Accountants and Statutory Auditors
London
25 September 2024

Statement of Comprehensive Income for the year ended 31 December 2023

		2023	2022
		Total	Total
	Note	£'000	£'000
Revenue	2	452,437	368,135
Cost of sales		(388,790)	(320,381)
Gross profit		63,647	47,754
Distribution costs		(6,343)	(5,935)
Administrative expenses		(25,138)	(24,190)
Operating profit		32,166	17,629
Income from shares in group undertakings	4	52,239	55,506
Net finance income	4	13,243	3,543
Profit before taxation	5	97,648	76,678
Income tax expense	6	(17,930)	(10,873)
Profit for the financial year		79,718	65,805
Other comprehensive (expense) / income			
Actuarial loss on pension scheme	16	(66,973)	(22,070)
Movement in deferred tax relating to pension asset	7	16,743	5,518
Total comprehensive income for the year		29,488	49,253

The notes on pages 20 to 39 form an integral part of these financial statements.

Statement of Financial Position as at 31 December 2023

	Note	2023		2022*	
		£'000	£'000	£'000	£'000
Fixed assets					
Intangible assets	8	2,990		3,326	
Property, plant and equipment	9	36,805		39,912	
Investments	10	167,882		167,835	
			207,677		211,073
Current assets					
Inventories	11	60,713		71,741	
Trade and other receivables	12	395,526		314,117	
Cash and cash equivalents		482		953	
Pension Asset	16	25,743		93,242	
			482,464		480,053
Trade and other payables: amounts falling due within one year	13	(437,729)		(465,181)	
Net current assets			44,735		14,872
Total assets less current liabilities			252,412		225,945
Trade and other payables: amounts falling due after more than one year	14	(145)		(164)	
Provisions for liabilities	15	(13,026)		(16,028)	
Net assets			239,241		209,753
Equity					
Called up share capital	17	240,042		240,042	
Retained earnings		(801)		(30,289)	
Total equity			239,241		209,753

*Refer to Note 1 for details of change in presentation of deferred tax liabilities and pension asset.

The notes on pages 20 to 39 form an integral part of these financial statements. The Financial Statements on pages 17 to 39 were authorised for issue by the Board of Directors and signed on its behalf by:

On behalf of the Board



C J Gray
Director
25 September 2024

Statement of Changes in Equity for the year ended 31 December 2023

	Called up share capital	Retained earnings	Total equity
	£'000	£'000	£'000
Balance as at 1 January 2022	240,042	(79,542)	160,500
Profit for the financial year	-	65,805	65,805
Other comprehensive income for the year	-	(16,552)	(16,552)
Total comprehensive income for the year	-	49,253	49,253
Balance as at 31 December 2022	240,042	(30,289)	209,753
Profit for the financial year	-	79,718	79,718
Other comprehensive expense for the year	-	(50,230)	(50,230)
Total comprehensive income for the year	-	29,488	29,488
Balance as at 31 December 2023	240,042	(801)	239,241

The notes on pages 20 to 39 form an integral part of these financial statements.

Notes to the Financial Statements for the year ended 31 December 2023

Note 1. Principal accounting policies

General information

Raytheon Systems Limited is a major supplier of electronic systems, products, components and associated support services to the defence and commercial markets, both in the United Kingdom and overseas. The Company is a private Company limited by shares and is incorporated and domiciled in the United Kingdom. The address of its registered office is Kao One, Kao Park, Harlow, Essex, England, CM17 9NA.

Statement of compliance

The individual financial statements of Raytheon Systems Limited have been prepared in compliance with United Kingdom Accounting Standards, comprising Financial Reporting Standard 102, "The Financial Reporting Standard applicable in the United Kingdom and the Republic of Ireland" ("FRS 102") and the Companies Act 2006.

Summary of significant accounting policies

The principal accounting policies applied in the preparation of these financial statements are set out below. These policies have been consistently applied to all the years presented, unless otherwise stated.

Basis of preparation

These financial statements are prepared on a going concern basis, under the historical cost convention, except for where required, certain financial instruments that are measured at fair value at the end of each reporting period, as explained in the accounting policies below. The financial statements have been prepared in accordance with applicable Accounting Standards in the United Kingdom and the Companies Act 2006. The preparation of financial statements in conformity with FRS 102 requires the use of certain critical accounting estimates. It also requires management to exercise its judgement in the process of applying the Company's accounting policies. Pension assets are now reported within current assets and deferred tax liabilities are now included in Provisions for liabilities. This is a change in presentation on the prior year to ensure that the balance sheet appropriately reflects the requirements of FRS 102 and the Companies act.

Going concern

The financial statements have been prepared on the basis that the Company is a going concern. The Directors believe that the cash flow forecasts support this assumption. The Directors have undertaken reviews of the business financial forecasts, to assess whether the Company has adequate resources to continue in operational existence for at least twelve months from the date of signing these financial statements and continue to adopt the going concern basis of accounting.

For assessing going concern, the Directors considered a period to December 2025 against the base case, Board of Directors-approved, budget. The Directors also considered a series of severe but plausible downside scenarios which are sensitivities run against the base case budget which include a reduction in revenues and attributable cash receipts of 10% to assess the impact on the Company's working capital position. The Directors also considered differing potential scenarios in respect of a particular contract with a Middle East customer, being either the repayment of advance payments received of £318.8m (which would be repayable to that certain Middle East customer in the event of contract termination), or the cash flows that would result from that contract re-commencing. In either scenario the Company would have access to intergroup facilities for the necessary funds.

As disclosed in note 12 Trade and other receivables, in 2022 the Company entered into the Internal Group Cash Management Agreements with Silver Aero Limited and UT (UK) Limited. This results in the Company's cash balances being transferred into a cash pool arrangement. Following entering this Internal Group Cash Management Agreement, the Company meets its day to day working capital requirements through this cash pooling arrangement of Silver Aero Limited and UT (UK) Limited.

Silver Aero Limited has received a letter of support from the ultimate parent undertaking, RTX Corporation and enquiries have been made to ensure that RTX Corporation can provide this support to Silver Aero Limited. In assessing this letter of support the Directors have considered a number of factors, including the current balance sheet position and available liquidity as well as the principal and emerging risks which could impact the ability of RTX Corporation to provide financial support in managing the working capital requirements of the Company.

Based on the Directors' assessment of the recoverability of financial assets together with a letter of support received by Silver Aero Limited from the ultimate parent undertaking, RTX Corporation, the Directors are of the opinion that the Company has adequate resources to continue in operational existence to enable the Company to meet its day to day working capital requirements through this cash pooling arrangement for a period of at least 12 months from the date of signing the Company's financial statements for the year ended 31 December 2023 and therefore the going concern basis has been adopted in preparing the financial statements.

Notes to the Financial Statements for the year ended 31 December 2023

Note 1. Principal accounting policies (continued)

Exemptions for qualifying entities under FRS 102

The Company is a qualifying entity as per FRS 102, as it is a member of a group that prepares publicly available financial statements, in which that member is consolidated. The Company has taken advantage of the following disclosure exemptions of FRS 102, section 1 paragraph(s):

- 1.12 (a) reconciliation of the number of shares outstanding at the beginning and end of the prior year
- 1.12 (b) statement of cash flows
- 1.12 (c) financial instruments as the information is included in the consolidated financial statements
- 1.12 (e) key management compensation in total
- 33.1 (a) and 33.7 related party transactions disclosures

Critical accounting judgements and estimation uncertainty

In applying its accounting policies, the Company has made estimates and assumptions concerning the future, which may differ from the related actual outcomes around revenue recognition, inventory provision and defined benefit obligations. Estimates and judgements are continually evaluated and are based on historical experience and other factors, including expectations of future events that are believed to be reasonable under the circumstances. The estimates and assumptions which have a significant risk of causing a material adjustment to the carrying amount of assets and liabilities are outlined below.

Estimates and assumptions

Revenue recognition

The Company estimates the contract price at contract inception, including any variable consideration, and updates the estimates each reporting period for any changes in circumstances.

The Company uses the input method to recognise revenue over the life of the contract for both product and service revenue. Under the input method, the extent of progress towards completion is measured based on the ratio of costs incurred to date to the total estimated costs at completion of the performance obligation. The Company has a standard and disciplined quarterly Estimate at Completion (EAC) process in which management reviews the progress and execution of performance obligations. Revenue is recorded proportionately as costs are incurred. Estimates of revenue, costs or extent of progress are reviewed through the EAC process.

Defined benefit obligations

The Defined benefit pension scheme accounting valuation is prepared by an independent actuary. The liabilities of the pension scheme are valued based on a number of actuarial assumptions relating to the future. These key assumptions are assessed regularly according

to market conditions and data available to management. Further information is provided in note 16.

The asset recognised in the statement of financial position in respect of the defined benefit plan is the fair value of the plan assets at the reporting date less the present value of the defined benefit obligation at the end of the reporting date. The present value is determined by discounting the estimated future payments using market yields on high quality corporate bonds and that have terms approximating the estimated period of the future payments ('discount rate').

Inventory provision

The carrying value of inventories is reviewed by management regularly, applying a provision to adjust values, where appropriate, down to prevailing market values. The key area of estimation uncertainty is the assessment of future market demand which can fluctuate as a result of global economic and political factors.

Consolidated financial statements

The Company is a wholly owned subsidiary of Raytheon United Kingdom Limited and of its ultimate parent RTX Corporation. It is included in the consolidated financial statements of RTX Corporation which are publicly available. Therefore, the Company is exempt by virtue of section 401 of the Companies Act 2006 from the requirement to prepare consolidated financial statements.

These financial statements are the Company's separate financial statements.

Revenue recognition

The revenue of the Company is generated by providing various goods and services to a variety of customers. These goods and services include training, state-of-the-art electronics, mission systems and other capabilities in the areas of National Security, Sensors, Weapons, Training, Intelligence Surveillance & Reconnaissance and Space.

The Company determines the appropriate revenue recognition for its contracts with customers by analysing the type, terms and conditions of each contract or arrangement with a customer. The Company defines "product" revenue as revenue from activities that are associated with the design, development or production of tangible assets, the delivery of software code or a specific capability. Service revenue is revenue associated with service contracts, which are those that do not provide for physical or electronic delivery of a Raytheon-produced or manufactured deliverable, software code or capability design.

Notes to the Financial Statements for the year ended 31 December 2023

Note 1. Principal accounting policies (continued)

The Company estimates the contract price at contract inception, including any variable consideration, and updates the estimates each reporting period for any changes in circumstances. Contract modification resulting in change orders are accounted for as it were part of the original contract. Accordingly, a cumulative revenue catch-up adjustment is accounted for at the time of contract modification.

The Company uses the input method to recognise revenue over the life of the contract for both product and service revenue. Under the input method, the extent of progress towards completion is measured based on the ratio of costs incurred to date to the total estimated costs at completion of the performance obligation. The Company has a standard and disciplined quarterly Estimate at Completion (EAC) process in which management reviews the progress and execution of performance obligations. Revenue is recorded proportionately as costs are incurred. Estimates of revenue, costs or extent of progress are reviewed through the EAC process. Where circumstances change, any resulting impact is recognised in profit and loss in the period where the circumstances arise. Where it is probable that a loss will arise from a contract, the excess of total costs over revenue is recognised as an expense immediately. Consideration is due to the Company upon completion of agreed milestones and the payment terms within the individual contracts.

Amounts recoverable on contracts

Amounts recoverable on contracts represents the cumulative revenue recognised on a contract less billing to date. Payments on account represents a situation where billings to date exceed revenue recognised on a contract to date.

Pension

The asset recognised in the statement of financial position in respect of the defined benefit plan is the fair value of the plan assets at the reporting date less the present value of the defined benefit obligation at the end of the reporting date. The present value is determined by discounting the estimated future payments using market yields on high quality corporate bonds and that have terms approximating the estimated period of the future payments ('discount rate').

Employee benefits

Short term benefits, including holiday pay and other similar non-monetary benefits, are recognised as an expense in the period in which the service is received.

Taxation

Taxation expense for the year comprises current and deferred taxes recognised in the reporting period. Tax is recognised in the statement of comprehensive income,

except to the extent that it relates to items recognised in other comprehensive income or directly in equity. In this case tax is also recognised in other comprehensive income or directly in equity respectively. Current or deferred taxation assets and liabilities are not discounted.

Current tax

Current tax is the amount of income tax payable in respect of the taxable profit for the year or prior years. Tax is calculated on the basis of tax rates and laws that have been enacted or substantively enacted by the period end. Provisions are established where appropriate on the basis of amounts expected to be paid to the tax authorities.

Deferred tax

Deferred tax arises from timing differences that are differences between taxable profits and total comprehensive income as stated in the financial statements. These timing differences arise from the inclusion of income and expenses in tax assessments in periods different from those in which they are recognised in financial statements. Deferred tax is recognised on all timing differences at the reporting date except for certain exceptions. Unrelieved tax losses and other deferred tax assets are only recognised when it is probable that they will be recovered against the reversal of deferred tax liabilities or other future taxable profits.

Deferred tax is measured using tax rates and laws that have been enacted or substantively enacted by the period end and that are expected to apply to the reversal of the timing difference.

Intangible assets

Computer software - Computer software is stated at cost less accumulated amortisation and accumulated impairment losses. Software is amortised over its estimated useful life, of between three and ten years, on a straight-line basis. Where factors, such as technological advancement or changes in market price, indicate that residual value or useful life have changed, the residual value, useful life or amortisation rate are amended prospectively to reflect the new circumstances. The assets are reviewed for impairment if the above factors indicate that the carrying amount may be impaired.

Notes to the Financial Statements for the year ended 31 December 2023

Note 1. Principal accounting policies (continued)

Goodwill - Goodwill recognised represents the excess of the fair value and directly attributable costs of the purchase consideration over the fair values of the Company's interest in identified net assets, liabilities and contingent liabilities acquired. Goodwill is amortised on a straight-line basis over its expected useful life. Goodwill acquired prior to transition to FRS 102 will continue to be amortised over 10 years. Where it is not possible to make a reliable estimate of useful life, goodwill will be amortised over a period not exceeding 5 years. Goodwill is assessed for impairment annually or more frequently if events or changes in circumstances indicate that the carrying value may not be recoverable. Impairment losses are charged to the statement of comprehensive income.

Tangible Assets

Expenditure on tangible fixed assets is capitalised at cost plus any incidental costs of acquisition.

Depreciation and residual values - Land is not depreciated. Depreciation is calculated so as to write off the cost of fixed assets on a straight line basis or a reducing balance basis over the expected useful economic lives of the assets concerned which are as follows:

Leasehold land and buildings	Lesser of period of lease or useful life of the improvement
Freehold buildings	30 Years
Test equipment	7-10 Years
Plant and equipment	7-10 Years
Data processing equipment	3-7 Years
Office equipment	8 Years
Aircraft	10 Years

Assets in the course of construction - Assets in the course of construction are stated at cost. These assets are not depreciated until available for use.

Operating leased assets - Leases that do not transfer all the risks and rewards of ownership are classified as operating leases. Payments under operating leases are charged to the statement of comprehensive income on a straight-line basis over the period of the lease.

Lease incentives - Incentives received to enter into an operating lease are credited to the statement of comprehensive income on a straight-line basis over the period of the lease. The Company has taken advantage of the exemption in respect of lease incentives on leases in existence on the date of transition to FRS 102 (1 January 2014) and continues to credit such lease incentives to the statement of comprehensive income over the lease term or, if shorter, over the period to the first review date on which the rent is adjusted to market rates.

Impairment of non-financial assets

At each statement of financial position date non-financial assets not carried at fair value are assessed to determine whether there is an indication that the asset (or asset's cash generating unit) may be impaired. If there is such an indication the recoverable amount of the asset (or asset's cash generating unit) is compared to the carrying amount of the asset (or asset's cash generating unit). Impairment losses are charged to the statement of comprehensive income if required.

Investments

Investments in subsidiary companies are held at cost less accumulated impairment losses. The investments are assessed for impairment at each reporting date and any impairment losses or reversals of impairment losses are recognised immediately in the statement of comprehensive income.

Inventories

Inventories are stated at the lower of cost and estimated selling price less costs to complete and sell. Inventories are recognised as an expense in the period in which the related revenue is recognised. Cost is determined on the weighted average method. The cost includes the purchase price and transport and handling costs directly attributable to bringing the inventory to its present location and condition. The cost of manufactured finished goods and work in progress includes design costs, raw materials, direct labour and other direct costs and related production overheads (based on normal operating capacity).

Where necessary, provision is made for obsolete, slow moving and defective stocks. At the end of each reporting period inventories are assessed for impairment. If an item of inventory is impaired, the identified inventory is reduced to its selling price less costs to complete and sell and an impairment charge is recognised in the statement of comprehensive income. Where a reversal of the impairment is recognised the impairment charge is reversed, up to the original impairment loss, and is recognised as a credit in the statement of comprehensive income.

Cash and cash equivalents

Cash and cash equivalents includes cash at bank and other short-term highly liquid investments with original maturities of three months or less which are readily accessible at an earlier date if deemed necessary. The Company operates within a cash pool arrangement with the wider Group. Cash and cash equivalents held in the cash pool arrangement are included within debtors: Amounts falling due within one year per the repayment terms of the agreement.

Notes to the Financial Statements for the year ended 31 December 2023

Note 1. Principal accounting policies (continued)

Government grants

Grants that relate to specific capital expenditure are treated as deferred income which is then credited to the statement of comprehensive income over the related asset's useful life. Revenue-based grants are credited to the statement of comprehensive income in the same period as the corresponding expenditure is charged.

Research and development expenditure

Research and development expenditure is expensed in the year in which it is incurred.

Provisions

Provisions are recognised when the Company has a present legal or constructive obligation as a result of past events, it is probable that an outflow of resources will be required to settle the obligation and the amount of the obligation can be estimated reliably.

Financial instruments

As a qualifying entity under FRS 102, Raytheon Systems Limited is able to take an exemption from presenting financial instrument disclosure requirements of FRS 102 sections 11 and 12, as a result of equivalent disclosures being included in the ultimate parent company (RTX Corporation) Group financial statements which consolidate the entity.

Financial assets

Basic financial assets, including trade and other receivables, amounts owed by Group undertakings, cash and cash equivalents and amounts recoverable on contracts are recognised at transaction price.

Derivatives

The Company enters into forward foreign exchange contracts, with a group company, which are derivatives and are not basic financial instruments. Derivatives are

initially recognised at fair value on the date the derivative contract is entered into and are subsequently re-measured at their fair value. Changes in the fair value of derivatives are recognised in the statement of comprehensive income. The Company does not currently apply hedge accounting for foreign exchange derivatives.

Offsetting

Financial assets and liabilities are offset and the net amounts presented in the financial statements when there is a legally enforceable right to offset the recognised amounts and there is an intention to settle on a net basis or to realise the asset and settle the liability simultaneously.

Share capital

Ordinary shares are classified as equity. Incremental costs directly attributable to the issue of new ordinary shares or options are shown in equity as a deduction, net of tax, from the proceeds. Preference shares are classified as equity when the entity has an unconditional right to avoid settling a contractual obligation.

Distributions to equity holders

Dividends and other distributions to the Company's shareholder are recognised as a liability in the financial statements in the period in which the dividends and other distributions are approved by the Company's shareholder. These amounts are recognised in the statement of changes in equity.

Related party transactions

The Company discloses transactions with related parties which are not wholly owned within the same group. It does not disclose transactions with members of the same group that are wholly owned. The Company has taken advantage of the disclosure exemption of FRS 102 and therefore has not disclosed key management personnel compensation in total.

Notes to the Financial Statements for the year ended 31 December 2023

Note 2. Revenue and geographical analysis

	2023	2022
	£'000	£'000
United Kingdom	264,195	231,239
North America	141,813	94,644
Asia/Pacific	3,173	2,973
South America	2,894	2,445
Middle East and North Africa	21,103	29,747
Rest of Europe	19,259	7,087
	452,437	368,135

Principal activities		
	2023	2022
	£'000	£'000
Intelligence Surveillance and Reconnaissance	84,507	91,941
National Security	82,219	72,132
Sensors	54,659	48,299
Space	1,385	353
Training	43,003	23,020
Weapons	186,664	132,390
	452,437	368,135

Notes to the Financial Statements for the year ended 31 December 2023

Note 3. Directors' emoluments and employee information

	2023	2022
	£'000	£'000
Directors' remuneration		
Aggregate remuneration	1,107	1,162
Pension costs	74	71

The aggregate remuneration of the highest paid director was £410,000 (2022: £355,000). Pension contributions made on behalf of the highest paid director in the UK were £15,000 (2022: £15,000). The pension costs attributable to other Directors during the year were £59,000 (2022: £56,000).

Some Directors' emoluments are borne by a fellow Group Company and have not been recharged. It is deemed impractical to allocate their remuneration between related parties for the purpose of disclosure.

The monthly average number of persons, including Executive Directors, employed by the Company during the year was as follows:

Employee Numbers	2023	2022
By activity	No.	No.
Manufacturing and engineering	1,296	1,237
Marketing	38	41
Administration	597	589
Total	1,931	1,867

The aggregate payroll costs of the above were as follows:

	2023	2022
	£'000	£'000
Wages and salaries	100,095	92,448
Social security costs	12,382	10,751
Other pension costs (note 16 and below)	12,249	10,563
Total	124,726	113,762

The Company provides a defined contribution scheme for some employees. The amounts recognised as an expense for the scheme were £8,489,000 (2022: £7,461,000). The Company encourages employees to be involved in the overall profitability of the Company through a performance related bonus and share options.

Notes to the Financial Statements for the year ended 31 December 2023

Note 4. Finance and other income and expenses

	2023	2022
	£'000	£'000
Interest receivable and similar income		
On bank deposits and other interest income	5	51
Net interest income on pension scheme assets (note 16)	4,589	2,061
On loans to group undertakings	8,706	1,431
Total	13,300	3,543

Income from shares in group undertakings

Dividends received	52,239	55,506
--------------------	--------	--------

The Company received dividend income from Raytheon Australia of £52,239,000 (2022: £55,505,000) and Raytheon Systems France S.A.R.L. £nil (2022: £1,000).

	2023	2022
	£'000	£'000
Interest payable and similar expenses		
Other interest expense	57	-
Total	57	-

Note 5. Profit before taxation

Profit before tax is stated after charging the following:	2023	2022
	£'000	£'000
Depreciation of property, plant and equipment	6,957	8,089
Amortisation of goodwill	336	119
Auditors' remuneration: audit fees	394	371
Taxation compliance services *	10	14
Operating lease and short-term rentals for plant and machinery and motor vehicles	654	733
Operating lease rentals for land and buildings	2,935	2,251
Research and development costs	8,014	7,564
Loss in derivative fair value changes	300	4,818

* These fees were paid to the auditor of the Company. In addition to those tax services disclosed above, during the year our auditors provided £39,000 (2022: £65,000) of tax compliance services to a subsidiary of Raytheon Systems Limited. These were paid for by Raytheon Systems Limited before being recharged directly to the subsidiary.

Notes to the Financial Statements for the year ended 31 December 2023

Note 6. Income tax expense

The tax charge is based on the taxable profit for the year and comprises:

	2023	2022
	£'000	£'000
Current tax charge		
UK corporation tax for the year	4,527	2,418
Adjustments in respect of prior years	(1,572)	(769)
Total current tax	2,955	1,649
Deferred taxation		
Origination and reversal of timing differences		
Prior year	(14,613)	(24,915)
Current year	29,720	33,885
Deferred tax: pensions	(132)	254
Total deferred tax	14,975	9,224
Tax on profit	17,930	10,873
Representing:		
United Kingdom	17,901	10,475
Foreign Taxes	29	398
Total tax charge	17,930	10,873

The tax assessed for the year is lower (2022: lower) than the standard rate of the corporation tax in the UK.

	2023	2022
	£'000	£'000
Profit before taxation	97,648	76,678
Profit before taxation multiplied by the standard rate of corporation tax in the UK in 2023: 23.52% (2022: 19.00%)	22,967	18,035
Effects of:		
Research and development not taxed	(1,041)	(1,341)
Expenses not deductible for tax purposes	920	320
Capital allowances in excess of depreciation	(66)	364
Pension contributions in excess of net pension cost	6	(239)
Tax losses utilised	(5,671)	(3,196)
Derivative fair value not taxed	(330)	1,133
Adjustments in respect of prior years – current tax	(1,572)	(769)
Income not taxed	(12,287)	(13,055)
Foreign taxes	29	398
Deferred tax	14,975	9,223
Total tax charge	17,930	10,873

Notes to the Financial Statements for the year ended 31 December 2023

Note 6. Income tax expense (continued)

In the Budget 2020, the government announced that the corporation tax main rate (for all profits except ring fence profits) for the years starting 1 April 2020 and 2021 would remain at 19%. In the Spring Budget 2021, the UK Government announced that from 1 April 2023 the corporation tax rate would increase to 25% (rather than remaining at 19%, as previously enacted). This new law was substantively enacted on 24 May 2021. In the Autumn Statement in November 2022, the government confirmed the increase in corporation tax rate to 25% from April 2023. Relevant deferred taxes at the balance sheet date have been measured using this enacted tax rate.

On 20 June 2023, Finance (No.2) Act 2023 was substantively enacted in the UK, introducing a global minimum effective tax rate of 15%. The legislation implements a domestic top-up tax and a multinational top-up tax, effective for accounting periods starting on or after 31 December 2023. The Company has applied the exception allowed by an amendment to IAS 12 to recognising and disclosing information about deferred tax assets and liabilities related to top-up income taxes.

Note 7. Deferred taxation

Deferred taxation accounted for in the statement of financial position of deferred taxation are:

	2023 £'000 Pension	2023 £'000 ACA	2023 £'000 Losses	2023 £'000 TOTAL	2022 £'000 Pension	2022 £'000 ACA	2022 £'000 Losses	2022 £'000 TOTAL
Movement in Deferred Tax								
Opening Balance	(23,310)	(2,224)	14,658	(10,876)	(28,575)	(3,447)	24,851	(7,171)
Movement - profit for the financial year	132	(449)	(14,658)	(14,975)	(253)	1,223	(10,193)	(9,223)
Movement - other Comprehensive income	16,743	-	-	16,743	5,518	-	-	5,518
Closing deferred tax Asset /(liability)	(6,435)	(2,673)	-	(9,108)	(23,310)	(2,224)	14,658	(10,876)

Deferred tax is calculated at the rates that will be in force in the respective years to the extent those rates have been substantively enacted.

Notes to the Financial Statements for the year ended 31 December 2023

Note 8. Intangible assets

	Goodwill	Computer Software	Total
	£'000	£'000	£'000
Cost			
At 1 January 2022	1,300	12,798	14,098
Additions	3,445	-	3,445
At 31 December 2022	4,745	12,798	17,543
Additions	-	-	-
At 31 December 2023	4,745	12,798	17,543
Accumulated amortisation			
At 1 January 2022	1,300	11,838	13,138
Charge for the year	119	960	1,079
At 31 December 2022	1,419	12,798	14,217
Charge for the year	336	-	336
At 31 December 2023	1,755	12,798	14,553
Net book value			
At 31 December 2023	2,990	-	2,990
At 31 December 2022	3,326	-	3,326

Included in the net book value of goodwill above at 31 December 2022 is £3,445,000 of additions arising on the acquisition of Northern Space and Security Limited and subsequent hive up of assets and liabilities to Raytheon Systems Limited. Refer to Note 23 for further details.

Notes to the Financial Statements for the year ended 31 December 2023

Note 9. Property, plant and equipment

	Land and buildings	Plant, Machinery, Fixtures, Fittings, Tools and Equipment	Aircraft	Assets in the course of construction	Total
	£'000	£'000	£'000	£'000	£'000
Cost					
At 1 January 2022	28,527	73,623	-	17,586	119,736
Additions	-	-	-	2,889	2,889
Disposals	-	-	-	-	-
Transfers	1,252	4,293	10,350	(15,895)	-
At 31 December 2022	29,779	77,916	10,350	4,580	122,625
Additions	-	-	-	3,850	3,850
Disposals	(41)	(4,419)	-	-	(4,460)
Transfers	264	3,286	-	(3,550)	-
At 31 December 2023	30,002	76,783	10,350	4,880	122,015
Accumulated depreciation					
At 1 January 2022	18,479	56,145	-	-	74,624
Charge for the year	1,194	5,860	1,035	-	8,089
Disposals	-	-	-	-	-
At 31 December 2022	19,673	62,005	1,035	-	82,713
Charge for the year	1,117	4,805	1,035	-	6,957
Disposals	(41)	(4,419)	-	-	(4,460)
At 31 December 2023	20,749	62,391	2,070	-	85,210
Net book value					
At 31 December 2023	9,253	14,392	8,280	4,880	36,805
At 31 December 2022	10,106	15,911	9,315	4,580	39,912

Included in the net book value of land and buildings above at 31 December 2023 are £2,000 of leasehold improvements (2022: £11,000). The remainder of this balance comprises freehold land and buildings. Leasehold improvements for the Company are all in respect of short leaseholds. Transfers relate to assets that were in the course of construction that were stated at cost for which construction was completed during the year and the asset become available for use.

Notes to the Financial Statements for the year ended 31 December 2023

Note 10. Investments

	2023	2022
	£'000	£'000
Shares in group undertakings		
At 1 January	167,835	167,704
Impairment of investment	(110)	-
Acquisition of investment	157	131
At 31 December	167,882	167,835

On 6 September 2022 the Company purchased the entire share capital of Northern Space & Security Limited. The assets and liabilities were hived up to Raytheon Systems Limited on 30 September 2022 recognising goodwill of £3,445,000. Refer to note 23 for further details. The company was impaired by £110,000 to £21,000 in 2023. The company was struck off on 12th March 2024 after paying a dividend of £21,000.

On 8 May 2023 the Company subscribed for 99.99% of Raytheon Global Technology India Private Limited for £157,000. The remaining 0.01% is owned by Raytheon United Kingdom Limited, the immediate parent of Raytheon Systems Limited.

The Company owns the entire issued share capital of Raytheon Australia Ltd, Raytheon Canada Limited, Northern Space & Security Limited and Raytheon Deutschland GmbH.

The following table lists the direct operating subsidiaries of the Company as at 31 December 2023.

Name of Company	Nature of business	Country of incorporation	Descriptions of shares held
Raytheon Australia Ltd	Electronics	Australia	10,477,047 fully paid ordinary shares
Raytheon Canada Ltd	Electronics	Canada	24,300 class "A" preference shares and 2,500 common shares
Northern Space & Security Limited	Space	United Kingdom	100 ordinary shares of £1 each
Raytheon Global Technology India Private Limited	Electronics	India	1,649,835 ordinary shares of INR 10
Raytheon Deutschland GmbH	Electronics	Germany	One share in the nominal amount of DM 28,000,000 and one share in the nominal amount of DM 100,000

Registered address

Raytheon Australia Ltd:	Brindabella Business Park, 4 Brindabella Circuit, Pialligo ACT 2609, Australia
Raytheon Canada Ltd:	360 Albert Street, Suite 1640, Ottawa, Ontario, K1R 7X7, Canada
Northern Space & Security Limited:	Kao One, Kao Park, Harlow, Essex, England, CM17 9NA
Raytheon Global Technology India Private Limited	811, New Delhi House, Barakhamba Road, Connaught Place, New Delhi, Central Delhi DL 110001 India
Raytheon Deutschland GmbH:	Kulturstrasse 105, Freisin 85356, Germany

The Directors believe that the carrying value of the investments is supported by future cash flows. In addition to the companies listed above, Raytheon Systems Limited owns the entire issued share capital of Raytheon Limited (dormant) and Rays of Light Trading & General Services LLC (non-trading). The Company owns less than 1% of Raytheon Systems France S.A.R.L.

Notes to the Financial Statements for the year ended 31 December 2023

Note 11. Inventories

	2023	2022
	£'000	£'000
Raw materials and consumables	3,204	2,757
Work in progress	264,071	271,246
Provision for impairment	(206,562)	(202,262)
Total	60,713	71,741

Inventory consists of both strategic purchases made to obtain favourable pricing arrangements and advance purchases made to mitigate product availability risk.

In addition to the above is inventory for a contract for direct commercial sales for precision guided munitions with a certain Middle East customer, for which we have not yet obtained US regulatory approval. We do not expect all this inventory to be utilised or otherwise directed to other customers and therefore a provision for impairment against this inventory has been recorded.

The work in progress and related provision is driven by the Middle East contract detailed above. The Company has contractual supplier liabilities for inventory in relation to this contract, which have continued to be settled.

Note 12. Trade and other receivables

	2023	2022
	£'000	£'000
Amounts falling due within one year:		
Trade receivables	311	144
Amounts owed by group undertakings	12,713	4,236
Cash pool loan and interest with Silver Aero Limited	274,714	223,271
Cash pool loan and interest with UT (UK) Limited	-	3,069
Other receivables	1,941	73
Corporation tax	2,693	5,733
Amounts recoverable on contracts *	89,394	74,783
Prepayments and accrued income	13,760	2,808
Total	395,526	314,117

Amounts owed by group undertakings are unsecured and repayable on demand. These bear interest based on the Sterling Base Rate (the "Reference Interest Rate"), as published minus a rate per annum determined by the Pool Leader (the "Loan Margin"). The initial Loan Margin shall be 0.25% per annum. Prepayments and accrued income are predominately driven by payments in advance for customer contract related supplies. The balance is driven in line with the production schedule of customer contracts.

In 2022 the Company entered into the Internal Group Cash Management Agreement which is a centrally managed cash pool arrangement by the ultimate parent undertaking RTX Corporation. Pursuant to the Internal Group Cash Management Agreement each participant loan balance shall bear interest based on the Sterling Base Rate (the "Reference Interest Rate"), as published minus a rate per annum determined by the Pool Leader (the "Loan Margin"). The initial Loan Margin shall be 0.25% per annum. This is repayable on demand.

*Of the £89.4m amounts recoverable on contract, £5.9m was billed as of the balance sheet date and £83.5m was unbilled at this date.

Notes to the Financial Statements for the year ended 31 December 2023

Note 13. Trade and other payables: amounts falling due within one year

	2023	2022
	£'000	£'000
Payments received on account	376,105	398,803
Trade payables	13,592	16,041
Amounts owed to group undertakings	3,327	9,141
Cash pool loan and interest with UT (UK) Limited	477	-
Other taxation and social security	2,313	2,745
Accruals and deferred income	41,915	38,451
Total	437,729	465,181

Amounts owed to group undertakings are unsecured, interest free, have no fixed date of repayment and are repayable on demand. Accruals and deferred income are predominately costs incurred yet to be invoiced. 2023 includes £8.0m (2022: £14.6m) of supplier related termination obligations which arose from the exceptional item relating to the direct commercial sale for precision guided munitions with a certain Middle East customer for which we have not yet obtained US regulatory approval.

Included within amounts owed to group undertakings are the foreign exchange contract derivatives measured at fair value at £850,000 (2022: £551,000). The decrease in fair values of £300,000 (2022 decrease: £4,818,000) is recognised in Administrative costs. Fair value was determined using valuation techniques that utilise an observable input in valuing the derivatives of forward exchange rates for GBP: USD, GBP: CAD, GBP: EUR and GBP: SAR

Payments received on account are advance payments from customers. 2023 includes £318.8m (2022: £318.8m) of advance payments received from the certain Middle East customer on this contract which may become refundable to the customer if the contract is ultimately terminated relating to the direct commercial sale for precision guided munitions with a certain Middle East customer for which we have not yet obtained US regulatory approval.

Also included within Accruals and deferred income is £2.7m (2022: £3.4m) related to VAT.

Note 14. Trade and other payables: amounts falling due after more than one year

	2023	2022
	£'000	£'000
Government grants	145	164
Total	145	164

Note 15. Provisions for liabilities

	2023 £'000	2023 £'000	2023 £'000	2022 £'000	2022 £'000	2022 £'000
	Deferred tax	Contract loss provision	TOTAL	Deferred tax	Contract loss provision	TOTAL
Movement in provisions						
Opening balance	10,876	5,152	16,028	7,170	2,277	9,447
Charge /(credit) for year	(1,768)	3,696	1,928	3,706	4,969	8,675
Utilised during the year	-	(4,930)	(4,930)	-	(2,094)	(2,094)
Closing balance	9,108	3,918	13,026	10,876	5,152	16,028

Notes to the Financial Statements for the year ended 31 December 2023

Note 15. Provisions for liabilities (continued)

The contract loss provisions represent the Company's best estimate of foreseeable expected losses under various contractual agreements.

Note 16. Pension and similar obligations

The Raytheon Systems Limited Pension Scheme (RSLPS) is a final salary defined benefit scheme operated by the Company in the UK for staff and Directors. A full actuarial valuation for the scheme was carried out at 5 April 2021 and updated to 31 December 2023 by a qualified independent actuary.

The benefit obligations at the year-end have been based on a projection of the corresponding valuation for accounting purposes as at 31 December 2023, which themselves were projected from the results of the statutory funding valuation of the Scheme as at 5 April 2021. This projection involves rolling forward the results at the earlier date allowing for interest on the liabilities, the accrual of further benefits by active members, the actual benefits paid out and an estimate of the effect of any changes in the actuarial assumptions.

We have assumed that all other experience during the projection, apart from actual inflation, investment returns, contributions, benefit payments, administration expenses and insurance premiums, has been in line with the assumptions made at the start of the year.

The pension expense charged to the statement of comprehensive income makes no allowance for the actuarial gains and losses during the year. Actuarial gains and losses are recognised in other comprehensive income in the year that they occur.

During December 2023, the Company and the trustees of the Scheme transacted a buy-in policy with an insurance company called Just Group PLC. This policy provides income into the Scheme that is exactly equal to the benefits due to be paid out to Scheme members. The policy will therefore remove all financial and demographic risk to the Company associated with the Scheme. (The exception to this is the cost of GMP equalisation, which has not yet been insured. It is likely to be insured by paying a top-up premium to Just Retirement Limited in due course.) The impact of this transaction on the Scheme's assets is shown in the statement of other comprehensive income.

Also, over the course of the year, the Scheme was closed to future accrual and the link between past service benefits and current salary was broken for active members. There is therefore no expected service cost for financial years from 1 January 2024 onward. The impact of breaking the salary link is shown as a curtailment loss on liabilities.

In accordance with paragraph 28.22 of FRS 102, the Company are of the view that they are able to recognise a plan surplus as a defined benefit plan asset as they believe they will be able to recover the surplus on the death of the last member. Hence, the disclosures have not been adjusted for any surplus that may arise.

	2023	2022
	£'000	£'000
Change in defined benefit obligation		
Benefit obligation at beginning of year	366,372	570,263
Current service cost	535	1,342
Loss on curtailments	3,225	-
Interest cost	17,862	10,018
Benefit payments from plan assets	(19,860)	(27,369)
Plan participants' contributions	17	24
Effects of changes in assumptions	3,926	(211,954)
Effects of experience adjustments	2,050	24,048
Benefit obligation at end of year	374,127	366,372

Notes to the Financial Statements for the year ended 31 December 2023

Note 16. Pension and similar obligations (continued)

	2023	2022
	£'000	£'000
Change in fair value of plan assets		
Fair value of plan assets at beginning of year	459,614	684,560
Interest income on plan assets	22,451	12,079
Actuarial (loss)/ gain on plan assets	(60,997)	(209,976)
Employer contribution	890	2,056
Plan participants' contributions	17	24
Benefits paid	(19,860)	(27,369)
Administrative expenses	(2,245)	(1,760)
Fair value of plan assets at end of year	399,870	459,614

	2023	2022
	£'000	£'000
Amounts recognised in the statement of financial position		
Defined benefit obligation	(374,127)	(366,372)
Fair value of plan assets	399,870	459,614
Funded status	25,743	93,242
Deferred tax	(6,435)	(23,310)
Net funded status	19,308	69,932

	2023	2022
	£'000	£'000
Cost relating to defined benefit plans		
Cost (excluding interest)		
Change arising from employee service in the year	535	1,342
Loss on curtailment	3,225	-
Total cost	3,760	1,342
Net interest (income) / cost		
Interest expense on DBO	17,862	10,018
Interest income on plan assets	(22,451)	(12,079)
Total net interest income	(4,589)	(2,061)
Administrative expenses and/or taxes (not reserved within DBO)	2,245	1,760
Total pension cost recognised in the profit and loss	1,416	1,041
Effect of changes in assumptions	3,926	(211,954)
Effect of experience adjustments	2,050	24,048
Return on plan assets (excluding interest income)	60,997	209,976
Total remeasurements included in other comprehensive income	66,973	22,070
Total pension expense recognised in the profit and loss and other comprehensive income	68,389	23,111

Notes to the Financial Statements for the year ended 31 December 2023

Note 16. Pension and similar obligations (continued)

	2023	2022
	£'000	£'000
Plan assets		
Fair value of plan assets:		
Cash and cash equivalents	5,154	16,627
Equity Instruments *	9,724	-
Debt instruments *	4,555	410,820
Real estate *	10,666	12,383
Buy in policy with insurance company	369,771	19,784
Total	399,870	459,614

*Asset categories held through pooled investment vehicles.

	2023	2022
	£'000	£'000
Actual return on plan assets	(38,546)	(197,897)

	2023	2022
Weighted average assumptions used to determine benefit obligations at 31 December:		
Discount rate	4.80%	5.00%
Rate of pensionable salary increase	1.00%	1.00%
RPI inflation rate	3.10%	3.10%
CPI inflation rate	2.50%	2.40%
Assumed life expectancy on retirement at age 65	Years	Years
Retiring today (member aged 65)	21.8	22.0
Retiring in 20 years (member aged 45 today)	22.7	23.3

	2023	2022
Weighted average assumptions used to determine cost relating to defined benefit plans within the Statement of Comprehensive Income:		
Discount rate	5.00%	1.80%
Rate of salary increase	1.00%	1.00%
RPI inflation rate	3.10%	3.60%
CPI inflation rate	2.40%	2.90%
Assumed male life expectancy on retirement at age 65:	Years	Years
Retiring today (member aged 65)	22.0	22.0
Retiring in 20 years (member aged 45 today)	23.3	23.3

Contributions

The Company expects to contribute £nil (2022: £1,223,000) to the plan during the annual year beginning after the reporting year.

Notes to the Financial Statements for the year ended 31 December 2023

Note 17. Called up share capital

	2023	2022
	£'000	£'000
Authorised, allotted, called up and fully paid		
720,000,000 (2021: 720,000,000)	180,000	180,000
A Preferred shares of £0.25 each		
179,712,000 (2021: 179,712,000)	60,042	60,042
Ordinary shares of £0.3341 each		
	240,042	240,042

"A preferred shares" have a preference on return of capital equal to the nominal value of the number of the "A preferred shares" held. Ordinary shares rank behind "A preferred shares" on return of capital. All other rights attached to the shares are equal. No dividends were paid in 2023 (2022: nil).

Note 18. Capital commitments

	2023	2022
	£'000	£'000
Capital expenditure that has been contracted for but has not been provided for in t financial statements	6,351	2,035

Note 19. Financial commitments

At 31 December annual amounts payable under non-cancellable operating leases which fall due are as follows:

	2023	2022
	£'000	£'000
Within one year	2,383	2,685
Between two and five years	4,899	6,225
After five years	2,375	3,646
Total	9,657	12,556

Note 20. Ultimate Parent Company and other parent undertakings

As at 31 December 2023, the Directors regarded RTX Corporation (formerly known as Raytheon Technologies Corporation), which is incorporated in the United States of America, as the ultimate controlling party and ultimate parent company. Copies of the latest annual report may be obtained from Corporate Communications, RTX Corporation, 1000 Wilson Blvd. Arlington, VA 22209. The immediate parent is Raytheon United Kingdom Limited.

Note 21. Related party transactions

The Company is exempted under the terms of FRS 102 (Related Party Disclosures) from disclosure of related party transactions with fellow subsidiaries or its ultimate parent company as it is a wholly owned subsidiary of RTX Corporation. Consolidated financial statements of the Company's ultimate controlling company, RTX Corporation, which is incorporated in the United States of America, are publicly available for inspection.

Notes to the Financial Statements for the year ended 31 December 2023

Note 22. Contingent liabilities

Contingent liabilities in respect of indemnities and guarantees relating to the due performance of contracts amount to £996,000 (2022: £1,014,000).

The Directors do not consider that a loss will arise to the Company from these contracts as a result of the above arrangements.

At the date of signing the financial statements, the directors considered an ongoing legal case between Virgin Media Limited v NTL Pension Trustees II Limited where an appeal against the High Court ruling in July 2024 was unsuccessful. The ruling means the directors are now further considering the potential impact of this judgement on the company's defined benefit pension scheme and have included this as a contingent liability in these financial statements until further details are known.

Note 23. Acquisition of trade and assets

On 30 September 2022, the Company acquired certain trade and assets from Northern Space & Security Limited, a fellow group subsidiary.

Consideration paid for the acquisition was £3,500,000.

There were no changes in the fair value from the previous year.

The fair value of the identifiable assets and liabilities are:

	£000
Property Plant and Equipment	24
Inventory	21
Trade and other receivables	349
Cash and Cash equivalents	17
Trade and other liabilities	(356)
Total identifiable net assets at fair value	55
Consideration	3,500
Goodwill arising on acquisition	3,445

Note 24. Post Balance Sheet Events

On 20 August 2024, the Company received a dividend of £2,104,164 from Raytheon Deutschland GmbH.

Since the balance sheet date, the United States announced in August 2024 that it will resume sales of offensive weapons to the country of a certain middle east customer and will do so in regular order, with appropriate congressional notification and consultation. The Company has a contract with this customer that in our 2020 accounts we determined was no longer probable of obtaining United States regulatory approval and within the balance sheet includes inventory, Inventory provisions, Accruals and deferred income that will require management assessment following the announcement.

This has been determined to be a non-adjusting post balance sheet event and therefore if there is any impact this will be on the 31 December 2024 financial statements. It is not possible for the company to estimate the potential future impact of the recent announcement whilst the impact of the announcement is being assessed.

Prepared by:
Raytheon Systems Limited
KAO One
KAO Park
Essex
CM17 9NA
United Kingdom