

# Årsredovisning

## EasyPark AB

556626-7893

Räkenskapsår 2021-01-01 - 2021-12-31

### Fastställelseintyg

Undertecknad styrelseledamot intygar att resultaträkningen och balansräkningen i årsredovisningen har fastställts på årsstämman den 29 april 2022.

Årsstämman beslutade att godkänna styrelsens förslag till resultatdisposition.

Jag intygar också att innehållet i årsredovisningen och revisionsberättelsen stämmer överens med originalen.

Stockholm 2022-05-28

Johan Birgersson



EasyPark AB  
556626-7893  
Säte Stockholm

2022120608455

## Årsredovisning för räkenskapsåret 2021

Styrelsen och verkställande direktören för EasyPark AB avger härmed följande årsredovisning.

Innehåll	Sida
Förvaltningsberättelse	2-3
Resultaträkning	4
Balansräkning	5-6
Kassaflödesanalys	7
Noter	8-19

Om inte annat särskilt anges, redovisas alla belopp i kronor. Uppgifter inom parentes avser föregående år.



EasyPark AB  
556626-7893  
Säte Stockholm

## Förvaltningsberättelse

### Information om verksamheten

EasyPark AB utvecklar, marknadsför och säljer mobila parkeringstjänster och andra mobiltjänster – såsom "E-permits". Den dominerande tjänsten - mobilparkering möjliggör för bilisterna att starta och avsluta en parkering via en app eller med ett mobilsamtal.

EasyPark-konceptet är idag etablerat i närmare 20 länder i Europa. Länderna delar teknik, varumärke och affärsmodeller, vilket innebär stora kostnadsfördelar.

### Ägarförhållanden

EasyPark AB är ett helägt dotterbolag till EasyPark AS, Norge.

### Väsentliga händelser under räkenskapsåret

Bolaget har under 2021 bl a utvecklat och lanserat ett antal nya tjänster i appen riktade mot både privat- och företagskunder. Exempel är vidareutveckling av tjänster för motorister inkluderar t ex sökfunktioner för guidning till ledig kapacitet av p-platser; tjänsten "Find&Park", ANPR (Kameraparkering) samt utökade gränssnitt för Städer och Parkeringoperatörer att via molntjänster hämta statistik och realtids data genom tjänsten "EasyPark Parking Dashboard". Under 2021 har EasyPark dessutom levererat "PdaaS" (Parking Data as a Service) till städerna Borås och Lund, vilket ger fördjupade insikter i de lokala trafikflödena och beläggningsdata för städerna.

Utöver nya tjänster har bolaget också på ett gott sätt utökat sin distribution till att omfatta fler städer och parkeringsoperatörer. Därtill även tagit viktiga kliv i att bredda samarbeten och därigenom erbjudandet ut mot elbilsaddning, en marknad under kraftig tillväxt och ett antal fler samarbeten med olika laddoperatörer har lanserats under det gångna året.

Covid-19 har under året påverkat motoristernas parkeringsmönster, dels i form av skiftande volym men även i ett ändrat parkeringsbeteende. EasyPark har därför noggrant bevakat verksamhetens kostnader för att säkerställa fortsatt drift.

### Förväntad framtida utveckling samt risker och osäkerhetsfaktorer

Mobilparkering är numera en mycket accepterad företeelse där EasyPark har god nationell och internationell täckning. EasyPark tillhör de ledande bolagen i branschen där det finns stora effektivitetsfördelar att vinna med ny teknik, till detta följer fortsatt introduktion av nya mobila tjänster. Bolaget räknar därför med en fortsatt positiv utveckling under 2022. Bolaget bedömer att intäkterna kommer att fortsätta att öka under de kommande åren.

EasyPark AB använder en för koncernen gemensam teknikplattform. Verksamheten är beroende av att mobilnät, telefonuppkoppling, internet till kontoret och att systemet fungerar. Systemstabilitet är kritiskt för att EasyPark skall kunna leverera tjänsten.

### Möjligheter till fortsatt drift

Bolaget har en stabil ekonomisk och finansiell ställning. Resultatprognoser för år 2022 och de kommande två åren som ryms inom bolagets affärsplan pekar på fortsatt tillväxt och lönsamhet.

### Miljöpåverkan

Tillsammans med parkeringsoperatörer förbättrar vi trafikflödet genom att minska onödligt letande efter en parkeringsplats, därigenom skapar vi även nya möjligheter för en mer hållbar, kostnadseffektiv och datadriven stadsplanering. En stadsbild där samhällsnyttig data, parkeringsteknik, parkeringsutbud, elbilsaddning och den som parkerar är i perfekt balans och tillgängliga parkeringsplatser nyttjas på bästa sätt.

### Ekonomisk översikt 2021

Bolagets totala intäkter för 2021 uppgick till 706,6 MSEK (570,2 MSEK). Ökningen är en följd av den fortsatt goda tillväxten i EasyParks kundbas och utökat samarbete med befintliga parkeringsoperatörer samt ett antal nya distributionskontrakt. Personalkostnaderna för bolaget uppgick till 124,8 MSEK (84 MSEK). Ökningen beror främst på fortsatt strategisk resurstillsättning av nya funktioner inför framtida tillväxt.



**Flerårsjämförelse**

Bolagets ekonomiska utveckling i sammandrag:

		<u>2021</u>	<u>2020</u>	<u>2019</u>	<u>2018</u>	<u>2017</u>
Nettoomsättning	tkr	337 632	232 691	227 377	176 755	284 531
Resultat efter finansiella poster	tkr	50 287	90 222	154 363	118 507	75 353
Balansomslutning	tkr	1 451 889	1 310 459	1 186 444	542 341	443 441
Antal anställda (motsvarande heltidstjänster)	st	149	117	136	100	80
Soliditet	%	19,7	23,7	20,6	43,7	32,6

Nyckeltalsdefinitioner framgår av not 1

	Bundet eget kapital		Fritt eget kapital		Totalt
	<u>Aktiekapital</u>	<u>Fond för utvecklingsutgift</u>	<u>Balanserat resultat</u>	<u>Årets resultat</u>	
<b>Eget kapital 2019-12-31</b>	<b>100 000</b>	<b>2 003 061</b>	<b>211 396 263</b>	<b>5 231 231</b>	<b>218 730 555</b>
Disposition vid årsstämma			5 231 231	-5 231 231	0
Justering periodiseringsfond 2019			397 550		397 550
Fond för utvecklingsutgift		-703 608	703 608		0
Årets resultat				43 373 320	43 373 320
<b>Eget kapital 2020-12-31</b>	<b>100 000</b>	<b>1 299 453</b>	<b>217 728 652</b>	<b>43 373 320</b>	<b>262 501 425</b>

	Bundet eget kapital		Fritt eget kapital		Totalt
	<u>Aktiekapital</u>	<u>Fond för utvecklingsutgift</u>	<u>Balanserat resultat</u>	<u>Årets resultat</u>	
<b>Eget kapital 2020-12-31</b>	<b>100 000</b>	<b>1 299 453</b>	<b>217 728 652</b>	<b>43 373 320</b>	<b>262 501 425</b>
Disposition vid årsstämma			43 373 320	-43 373 320	0
Fond för utvecklingsutgift		-9 876 666	9 876 666		0
Fusion Inteleon Holding AB		9 454 094	-106 967 239		-97 513 145
Kapitaltillskott			120 000 000		120 000 000
Årets resultat				-67 886 866	-67 886 866
<b>Eget kapital 2021-12-31</b>	<b>100 000</b>	<b>876 881</b>	<b>284 011 399</b>	<b>-67 886 866</b>	<b>217 101 414</b>

Aktiekapitalet består av 1,000 st aktier.

	<u>2021</u>	<u>2020</u>
Ej återbetalade villkorade aktieägartillskott	24 546 539	24 546 539

**Förslag till resultatdisposition**

Till årsstämmans förfogande står följande vinstmedel:

Balanserat resultat	284 011 399
Årets resultat	<u>-67 886 866</u>
	kronor <b>216 124 534</b>

Styrelsen föreslår att vinstmedlen disponeras så att

i ny räkning överföres	kronor <b>216 124 534</b>
------------------------	---------------------------



EasyPark AB  
556626-7893  
Säte Stockholm

## Resultaträkning

	Not	2021	2020
Nettoomsättning	3	337 632 054	232 690 804
Övriga rörelseintäkter	3	368 925 166	337 546 291
<b>Summa rörelsens intäkter</b>		<b>706 557 220</b>	<b>570 237 095</b>
<b>Rörelsenskostnader</b>			
Övriga externa kostnader	4, 5	-425 099 385	-329 663 287
Personalkostnader	6	-124 870 553	-84 007 196
Av- och nedskrivningar av anläggningstillgångar	7, 8, 9, 10	-99 398 754	-4 625 662
Övriga rörelsekostnader		-7 670 908	-2 039
<b>Summa rörelsens kostnader</b>		<b>-657 039 600</b>	<b>-418 298 184</b>
<b>Rörelseresultat</b>	11	<b>49 517 620</b>	<b>151 938 910</b>
<b>Resultat från finansiella poster</b>			
Resultat från andelar i koncernföretag		0	-22 226 547
Övriga ränteintäkter och liknande resultatposter	12	40 568 929	35 670 913
Räntekostnader och liknande resultatposter	13	-39 799 159	-75 161 250
<b>Summa resultat från finansiella poster</b>		<b>769 770</b>	<b>-61 716 884</b>
<b>Resultat efter finansiella poster</b>		<b>50 287 390</b>	<b>90 222 026</b>
Bokslutsdispositioner	14	-123 722 717	-28 531 489
Skatt på årets resultat	15	5 548 461	-18 317 217
<b>Årets resultat</b>		<b>-67 886 866</b>	<b>43 373 320</b>



EasyPark AB  
556626-7893  
Säte Stockholm

## Balansräkning

TILLGÅNGAR	Not	2021-12-31	2020-12-31
<b>Anläggningstillgångar</b>			
<u>Immateriella anläggningstillgångar</u>			
Goodwill	7	132 855 559	0
Övriga immateriella anläggningstillgångar	7	172 359 676	184 455 545
Systeminvesteringar	8	<u>1 722 025</u>	<u>1 509 834</u>
		306 937 260	185 965 379
<u>Materiella anläggningstillgångar</u>			
Förbättringsutgifter på annans fastighet	9	2 327 279	3 117 341
Inventarier och teknisk utrustning	10	<u>10 510 404</u>	<u>5 902 571</u>
		12 837 683	9 019 912
<u>Finansiella anläggningstillgångar</u>			
Andelar i koncernföretag	16	32 026 098	401 046 793
Fordringar hos koncernföretag	17	122 121 055	110 294 230
Andra finansiella anläggningstillgångar		<u>6 775 208</u>	<u>0</u>
		160 922 362	511 341 023
<b>Summa anläggningstillgångar</b>		<b>480 697 305</b>	<b>706 326 314</b>
<b>Omsättningstillgångar</b>			
<u>Kortfristiga fordringar</u>			
Kundfordringar		69 611 310	76 709 274
Fordringar hos koncernföretag	17	344 899 846	292 822 507
Övriga fordringar		17 369 992	6 059 372
Förutbetalda kostnader och upplupna intäkter	18	<u>7 666 746</u>	<u>6 458 036</u>
		439 547 894	382 049 190
Kassa och bank	17, 19	531 644 283	222 083 066
<b>Summa omsättningstillgångar</b>		<b>971 192 177</b>	<b>604 132 255</b>
<b>SUMMA TILLGÅNGAR</b>		<b>1 451 889 482</b>	<b>1 310 458 569</b>



EasyPark AB  
556626-7893  
Säte Stockholm

### Balansräkning

#### EGET KAPITAL OCH SKULDER

	Not	2021-12-31	2020-12-31
<b>Eget kapital</b>			
<u>Bundet eget kapital</u>			
Aktiekapital	20	100 000	100 000
Fond för utvecklingsutgifter		<u>876 880</u>	<u>1 299 453</u>
		976 880	1 399 453
<u>Fritt eget kapital</u>			
Balanserad vinst eller förlust		284 011 400	217 728 652
Årets resultat		<u>-67 886 866</u>	<u>43 373 320</u>
		216 124 534	261 101 972
<b>Summa eget kapital</b>		<b>217 101 414</b>	<b>262 501 425</b>
<b>Obeskattade reserver</b>	21	88 101 546	60 768 034
<b>Avsättningar</b>			
Övriga avsättningar	22	4 100 066	7 377 079
Uppskjuten skatteskuld	23	35 075 159	37 817 569
<b>Långfristiga skulder</b>			
Skulder till koncernföretag	24	335 000 000	335 000 000
<b>Kortfristiga skulder</b>			
Leverantörsskulder		22 367 029	16 490 424
Skulder till koncernföretag	17	531 428 192	459 372 181
Aktuella skatteskulder		25 868 420	17 558 304
Övriga kortfristiga skulder	26	138 470 266	82 000 330
Upplupna kostnader och förutbetalda intäkter	27	<u>54 377 391</u>	<u>31 573 221</u>
		772 511 298	606 994 462
<b>SUMMA EGET KAPITAL OCH SKULDER</b>		<b>1 451 889 482</b>	<b>1 310 458 569</b>



EasyPark AB  
556626-7893  
Säte Stockholm

2022120608461

#### Kassaflödesanalys

	Not	2021	2020
<b>Den löpande verksamheten</b>			
Rörelseresultat före finansiella poster		49 517 620	151 938 910
Justeringar för poster som inte ingår i kassaflödet	30	106 869 919	6 839 877
Erhållen ränta		12 475 157	4 841 397
Erlagd ränta		-24 011 609	-5 225 863
Betald inkomstskatt		<u>-1 610 715</u>	<u>-3 440 585</u>
<b>Kassaflöde från den löpande verksamheten före förändringar av rörelsekapital</b>		143 240 372	154 953 736
Förändring av rörelsefordringar		-29 813 551	-27 784 863
Förändring av rörelseskulder		<u>110 846 567</u>	<u>70 809 359</u>
<b>Kassaflöde från den löpande verksamheten</b>		<b>224 273 388</b>	<b>197 978 232</b>
<b>Investeringsverksamheten</b>			
Investeringar i immateriella anläggningstillgångar	7, 8	-1 101 404	-1 577 476
Investeringar i materiella anläggningstillgångar	9, 10	-9 376 007	-4 664 030
Investeringar i dotterbolag	16	-172 208	-33 524 328
Effekt av fusion		95 417 098	0
Investeringar i övriga finansiella anläggningstillgångar		<u>-10 674 989</u>	<u>-72 027 568</u>
<b>Kassaflöde från investeringsverksamheten</b>		<b>74 092 490</b>	<b>-111 793 402</b>
<b>Finansieringsverksamheten</b>			
Övriga avsättningar		0	0
Upptagna lån	24	0	0
<b>Kassaflöde från finansieringsverksamheten</b>		<b>0</b>	<b>0</b>
<b>Årets kassaflöde</b>		<b>298 365 878</b>	<b>86 184 830</b>
Likvida medel vid årets början		222 083 066	158 048 651
Kursdifferens i likvida medel		<u>11 195 339</u>	<u>-22 150 415</u>
<b>Likvida medel vid årets slut</b>	19	<b>531 644 283</b>	<b>222 083 065</b>



EasyPark AB  
556626-7893  
Säte Stockholm

## Noter

### Not 1 Redovisnings- och värderingsprinciper

#### Allmänna redovisningsprinciper

Årsredovisningen har upprättats i enlighet med årsredovisningslagen (1995:1554) och BFNAR 2012:1 Årsredovisning och koncernredovisning (K3). Redovisningsprinciperna är oförändrade jämfört med föregående år.

#### Koncernuppgifter

Företaget är moderföretag i en koncern. Någon koncernredovisning upprättas dock inte med hänvisning till undantagsregeln i Årsredovisningslagen 7 kap 2 §.

Företaget är ett helägt dotterföretag till EasyPark AS, org nr 980 050 491 med säte i Oslo. Moderföretag i den största koncern där koncernredovisning upprättas är EasyPark Group AS, org nr 919 999 055 med säte i Oslo. Det utländska moderföretagets koncernredovisning finns att tillgå hos Brønnøysundregistrene.

#### Transfer pricing

EasyPark AB utför de gemensamma centrala och strategiska funktionerna inom koncernen. Övriga koncernbolag tillhandahåller försäljnings- och marknadsföringstjänster på uppdrag av EasyPark AB på sina respektive lokala marknader. Prissättningen av dessa tjänster sker i enlighet med inom koncernen antagen transfer pricing policy.

#### Fusioner

Fusioner redovisas enligt BFNAR 2020: Redovisning av fusion. I samband med fusionen har övertagna tillgångar och skulder övertagits till bokförda värden med tillämpning av punkt 2.8.

#### Intäkter

Inkomster upptas som intäkter utefter det verkliga värdet av vad som erhållits eller kommer att erhållas. Det innebär att inkomsten redovisas till nominellt värde (fakturabelopp) motsvarande ersättning i likvida medel. Avdrag görs för lämnade rabatter.

Intäktsredovisning sker enligt löpande räkning, det vill säga i takt med att tjänsterna tillhandahålls. Upparbetad, ej fakturerad intäkt tas i balansräkningen upp till det belopp som beräknas bli fakturerat och redovisas i posten "Förutbetalda kostnader och upplupna intäkter".

Två huvudsakliga intäktsströmmar går att urskilja; parkeringsrelaterade intäkter som kategoriseras som nettoomsättning och övriga rörelseintäkter. De parkeringsrelaterade intäkterna har sin grund i av motoristens utförda parkeringar och där tillhörande tjänster. Övriga rörelseintäkter avser ersättning för koncerninterna tjänster, ersättning inom ramarna för transfer pricing samt stöd för korttidspermittering.

#### Ersättning till anställda

Ersättningar till anställda avser alla typer av ersättningar som företaget lämnar till de anställda. Företagets ersättningar innefattar bland annat löner, betald semester, bonus och ersättningar efter avslutad anställning (pensioner). Redovisning sker i takt med intjänandet. Ersättningar till anställda efter avslutad anställning avser avgiftsbestämda pensionsplaner som finansieras i egen regi. Som avgiftsbestämda planer klassificeras planer där fastställda avgifter betalas och det inte finns förpliktelser att betala något ytterligare, utöver dessa avgifter. Utgifter för avgiftsbestämda planer redovisas som en kostnad under den period de anställda utför de tjänster som ligger till grund för förpliktelsen.

#### Leasingavtal

Samtliga avtal avser operationell leasing. Leasingavgiften kostnadsförs linjärt över leasingperioden.

#### Inkomstskatter

Redovisade inkomstskatter innefattar skatt som skall betalas eller erhållas avseende aktuellt år, justeringar avseende tidigare års aktuella skatt samt förändringar i uppskjuten skatt.

Värdering av samtliga skatteskulder/-fordringar sker till nominella belopp och görs enligt de skatteregler och skattesatser som är beslutade eller som är aviserade och med stor säkerhet kommer att fastställas.

Uppskjuten skatt beräknas enligt balansräkningsmetoden på alla temporära skillnader som uppkommer mellan redovisade och skattemässiga värden på tillgångar och skulder.



EasyPark AB  
556626-7893  
Säte Stockholm

#### Immateriella anläggningstillgångar

Immateriella anläggningstillgångar redovisas till anskaffningsvärde minskat med ackumulerade avskrivningar och eventuella nedskrivningar. Utgifter för förbättringar av tillgångars prestanda, utöver ursprunglig nivå, ökar tillgångens redovisade värde. Utgifter för reparation och underhåll redovisas som kostnader.

Immateriella anläggningstillgångar skrivs av systematiskt över tillgångens bedömda nyttjandeperiod. När tillgångarnas avskrivningsbara belopp fastställs, beaktas i förekommande fall tillgångens restvärde. Linjär avskrivningsmetod används för samtliga typer av immateriella anläggningstillgångar. Följande avskrivningstider tillämpas:

Varumärken	20 år
Övriga immateriella anläggningstillgångar	5 år
Kundrelationer	5 år
Goodwill	5 år
Systeminvesteringar	3 år

Den så kallade aktiveringsmetoden avseende internt utvecklad immateriella anläggningstillgångar tillämpas. Metoden innebär att samtliga utgifter som uppfyller kriterierna i K3 aktiveras som immateriell anläggningstillgång och skrivs av under tillgångens bedömda nyttjandeperiod. En omföring från fritt eget kapital till fond för utvecklingutgifter inom bundet eget kapital görs för motsvarande belopp som aktiverats under året. Återföring från fonden till fritt eget kapital sker med motsvarande belopp som redovisade avskrivningar / nedskrivningar.

Pågående utvecklingsarbeten aktiveras enligt samma principer som övriga immateriella anläggningstillgångar och avskrivning påbörjas så snart tillgången tas i bruk.

Goodwill avser koncerngoodwill som övertogs i samband med fusion 2021. Koncerngoodwill skrivs av över fem år.

#### Materiella anläggningstillgångar

Materiella anläggningstillgångar redovisas till anskaffningsvärde minskat med ackumulerade avskrivningar och eventuella nedskrivningar. Utgifter för förbättringar av tillgångars prestanda, utöver ursprunglig nivå, ökar tillgångens redovisade värde. Utgifter för reparation och underhåll redovisas som kostnader.

Materiella anläggningstillgångar skrivs av systematiskt över tillgångens bedömda nyttjandeperiod. När tillgångarnas avskrivningsbara belopp fastställs, beaktas i förekommande fall tillgångens restvärde. Linjär avskrivningsmetod används för samtliga typer av materiella anläggningstillgångar. Följande avskrivningstider tillämpas:

Inventarier och teknisk utrustning	3-5 år
Förbättringsutgifter på annans fastighet	5 år

#### Finansiella anläggningstillgångar

Finansiella tillgångar som är avsedda för långsiktigt innehav redovisas till anskaffningsvärde. Har en finansiell anläggningstillgång på balansdagen ett lägre värde än det bokförda värdet skrivs tillgången ned till detta lägre värde om det kan antas att värdenedgången är bestående.

#### Aktier och andelar i dotterföretag

Aktier och andelar i dotterföretag redovisas till anskaffningsvärde efter avdrag för eventuella nedskrivningar. I anskaffningsvärdet ingår köpeskillingen som erlagts för aktierna samt förvärvskostnader. Eventuella kapitaltillskott och koncernbidrag läggs till anskaffningsvärdet när de lämnas. Utdelningen från dotterföretag redovisas som intäkt.

#### Finansiella instrument

Finansiella instrument redovisas i enlighet med reglerna i K3 kapitel 11, vilket innebär att värdering sker utifrån anskaffningsvärde.

Finansiella instrument som redovisas i balansräkningen inkluderar bland tillgångarna likvida medel, kundfordringar och övriga fordringar. På skuldsidan återfinns leverantörsskulder och övriga skulder.

En finansiell tillgång eller finansiell skuld tas upp i balansräkningen när företaget blir part till instrumentets avtalsmässiga villkor. Kundfordringar tas upp när faktura har skickats. Skuld tas upp när motparten har levererat och avtalsenlig skyldighet föreligger att betala, även om faktura ännu inte har mottagits.



EasyPark AB  
556626-7893  
Säte Stockholm

En finansiell tillgång tas bort från balansräkningen när rättigheterna i avtalet realiserar, förfaller eller bolaget förlorar kontrollen över den. En finansiell skuld tas bort från balansräkningen när förpliktelsen i avtalet fullgjorts eller på annat sätt utsläccks.

Om inget annat anges ovan värderas kortfristiga fordringar till det lägsta av dess anskaffningsvärde och det belopp varmed de beräknas bli reglerade. Långsiktiga fordringar och långfristiga skulder värderas efter det första värderingstillfället till upplupet anskaffningsvärde. Övriga skulder och avsättningar värderas till det belopp varmed de beräknas bli reglerade. Övriga tillgångar redovisas till anskaffningsvärdet om inget annat anges ovan.

Fordringar med förfalldag mer än 12 månader efter balansdagen redovisas som anläggningstillgångar, övriga som omsättningstillgångar.

#### Omräkning av poster i utländsk valuta

Tillgångar och skulder i utländsk valuta värderas till balansdagens kurs. Övriga tillgångar och skulder upptas till anskaffningsvärde om inget annat anges.

Orealiserade kursvinster och kursförluster avser till den övervägande del koncerninterna lån och redovisas som finansiella intäkter respektive

#### Övriga avsättningar

Avsättningar redovisas när bolaget har en formell eller informell förpliktelse som en följd av tidigare händelser och det är sannolikt att ett utflöde av resurser kommer att krävas för att reglera förpliktelsen. Avsättningar värderas till den bästa uppskattningen av det belopp som krävs för att reglera förpliktelsen. Om effekten av tid när betalning sker är väsentlig nuvärdesberäknas förpliktelsen.

#### Nyckeltalsdefinitioner

##### Soliditet

Eget kapital och obeskattade reserver (med avdrag för uppskjuten skatt) i förhållande till balansomslutningen.

#### Not 2 Bedömningar och uppskattningar

EasyPark AB gör uppskattningar och bedömningar om framtiden. De uppskattningar för redovisningsändamål som blir följden av dessa kommer, definitionsmässigt, sällan att motsvara det verkliga resultatet. De uppskattningar och antaganden som innebär en betydande risk för väsentliga justeringar i redovisade värden för tillgångar och skulder under nästkommande år behandlas i huvuddrag nedan.

Värdering av osäkra kundfordringar sker genom en procentuell avsättning baserat på åldersintervall.

Goodwill är föremål för årliga nedskrivningstester samt om det finns indikationer på att tillgångarnas värde är lägre än återvinningsvärdet. Nedskrivningstestningen baseras på ett uppskattat framtida kassaflöde och en diskonteringsränta (nyttjandevärde). Uppskattningen av framtida kassaflöde baseras på enhetens kassaflödesgenererande budgetar och strategiska planer.

Kundrelationer och Goodwill är föremål för löpande vardeminskningssavdrag. Nedskrivningstest utförs om det finns indikationer på att tillgångens värde är lägre än återvinningsvärde.

#### Not 3 Rörelsens intäkter

	2021	2020
Parkeringsrelaterade intäkter	337 632 054	232 690 804
Övriga rörelseintäkter	<u>368 925 166</u>	<u>337 546 291</u>
<b>Total</b>	<b>706 557 220</b>	<b>570 237 095</b>

Övriga rörelseintäkter avser ersättning för koncerninterna tjänster, ersättning inom ramarna för transfer pricing samt stöd för korttidspermittering.



EasyPark AB  
556626-7893  
Säte Stockholm

2022120608465

#### Not 4 Arvode till revisorer

<i>PwC</i>	2021	2020
Revisionsuppdraget	635 400	609 000
Revisionsverksamhet utöver revisionsuppdrag	375 000	220 500
Skatterådgivning	290 000	536 980
Övriga uppdrag	<u>526 000</u>	<u>0</u>
<b>Total</b>	<b>1 826 400</b>	<b>1 366 480</b>

#### Not 5 Operationella Leasingavtal

	2021	2020
Under perioden kostnadsförda leasingavgifter	8 272 682	4 664 920

Den operationella leasingen utgörs i allt väsentligt av hyrda lokaler.

Framtida minimeleasingavgifter som ska erläggas avseende icke uppsägningsbara leasingavtal:

Förfaller till betalning inom ett år	6 412 664	5 235 000
Förfaller till betalning senare än ett men inom fem år	<u>8 937 602</u>	<u>13 960 000</u>
	<b>15 350 266</b>	<b>19 195 000</b>

Hyresavtalet löper till och med 2024-08-31 med möjlighet till förlängning.



EasyPark AB  
556626-7893  
Säte Stockholm

2022120608466

#### Not 6 Anställda och personalkostnader

	2021	2020
<b>Medelantalet anställda</b>		
Kvinnor	65	71
Män	84	45
<b>Totalt</b>	<b>149</b>	<b>117</b>
<b>Löner, sociala avgifter och pensionskostnader till anställda</b>		
Löner och andra ersättningar	85 233 271	59 153 209
Sociala avgifter enligt lag och avtal	30 449 339	19 870 627
Pensionskostnader	9 447 627	5 486 562
	<b>125 130 237</b>	<b>84 510 397</b>

Av lönekostnaderna har 7 881 225 kr (8 080 603 kr) vidarefakturerats till EasyPark Innovation AB där de aktiverats som systeminvestering.

<b>Löner, sociala avgifter och pensionskostnader till ledande befattningshavare</b>		
Löner och andra ersättningar	8 614 061	2 340 630
Sociala avgifter enligt lag och avtal	2 706 538	735 426
Pensionskostnader	1 112 869	288 618
	<b>12 433 468</b>	<b>3 364 674</b>

Tantiem till ledande befattningshavare ingår med 639 900 155 000

#### Styrelseledamöter och ledande befattningshavare

Antal styrelseledamöter på balansdagen

Kvinnor	0	1
Män	3	1
<b>Totalt</b>	<b>3</b>	<b>2</b>

Antal verkställande direktör och andra ledande befattningshavare

Män	5	1
Kvinnor	2	0
<b>Totalt</b>	<b>7</b>	<b>1</b>

#### Not 7 Övriga immateriella anläggningstillgångar

	2021	2020
Ingående anskaffningsvärden	184 466 622	0
Anskaffningar	48 009	184 466 622
Anskaffningar via fusion	209 330 191	0
<b>Utgående ackumulerade anskaffningsvärden</b>	<b>393 844 822</b>	<b>184 466 622</b>
Ingående avskrivningar	-11 077	0
Årets avskrivningar	-88 618 510	-11 077
<b>Utgående ackumulerade avskrivningar</b>	<b>-88 629 587</b>	<b>-11 077</b>
<b>Utgående restvärde enligt plan</b>	<b>305 215 235</b>	<b>184 455 545</b>



EasyPark AB  
556626-7893  
Säte Stockholm

2022120608467

**Not 8 Systeminvesteringar**

	2021	2020
Ingående anskaffningsvärden	4 762 902	4 145 036
Anskaffningar	1 053 395	691 286
Anskaffningar via fusion	16 890 578	0
Utrangeringar	-16 890 578	-73 420
<b>Utgående ackumulerade anskaffningsvärden</b>	<b>5 816 297</b>	<b>4 762 902</b>
Ingående avskrivningar	-3 253 068	-2 141 974
Årets avskrivningar	-3 643 004	-1 182 475
Ackumulerade avskrivningar via fusion	-7 436 482	0
Utrangeringar	10 238 283	71 381
<b>Utgående ackumulerade avskrivningar</b>	<b>-4 094 272</b>	<b>-3 253 068</b>
<b>Utgående restvärde enligt plan</b>	<b>1 722 025</b>	<b>1 509 834</b>

**Not 9 Förbättringsutgifter på annans fastighet**

	2021	2020
Ingående anskaffningsvärden	3 950 308	3 825 220
Anskaffningar	0	125 088
Anskaffningar via fusion	5 413 272	0
Utrangering	-5 413 272	0
<b>Utgående ackumulerade anskaffningsvärden</b>	<b>3 950 308</b>	<b>3 950 308</b>
Ingående avskrivningar	-832 967	-63 019
Årets avskrivningar	-1 787 302	-769 948
Ackumulerade avskrivningar via fusion	-3 397 419	0
Utrangering	4 394 659	0
<b>Utgående ackumulerade avskrivningar</b>	<b>-1 623 029</b>	<b>-832 967</b>
<b>Utgående restvärde enligt plan</b>	<b>2 327 279</b>	<b>3 117 341</b>

**Not 10 Inventarier och teknisk utrustning**

	2021	2020
Ingående anskaffningsvärden	17 085 576	12 546 633
Anskaffningar	9 376 007	4 538 943
Anskaffningar via fusion	1 892 467	0
<b>Utgående ackumulerade anskaffningsvärden</b>	<b>28 354 050</b>	<b>17 085 576</b>
Ingående avskrivningar	-11 183 005	-8 520 843
Årets avskrivningar	-5 349 938	-2 662 162
Ackumulerade avskrivningar via fusion	-1 310 702	0
<b>Utgående ackumulerade avskrivningar</b>	<b>-17 843 645</b>	<b>-11 183 005</b>
<b>Utgående restvärde enligt plan</b>	<b>10 510 405</b>	<b>5 902 571</b>

**Not 11 Inköp och försäljning inom koncernen**

	2021	2020
Inköp av andra företag inom koncernen (i relation till totala inköp)	49%	63%
Försäljning till andra företag inom koncernen (i relation till total försäljning)	60%	64%



EasyPark AB  
556626-7893  
Säte Stockholm

#### Not 12 Övriga ränteintäkter och liknande resultatposter

	2021	2020
Ränteintäkter och liknande resultatposter från koncernföretag	12 307 698	5 704 536
Övriga ränteintäkter och liknande resultatposter	167 459	20 237
Kursdifferenser	28 093 772	29 946 141
<b>Totalt</b>	<b>40 568 929</b>	<b>35 670 913</b>

Kursdifferenser avser främst koncerninterna transaktioner i NOK, EUR och DKK.

#### Not 13 Räntekostnader och liknande resultatposter

	2021	2020
Räntekostnader och liknande resultatposter till koncernföretag	-23 515 165	-20 997 208
Övriga räntekostnader och liknande resultatposter	-496 444	-141 155
Kursdifferenser	-15 787 550	-54 022 887
<b>Totalt</b>	<b>-39 799 159</b>	<b>-75 161 250</b>

Kursdifferenser avser främst koncerninterna transaktioner i NOK, EUR och DKK.

#### Not 14 Bokslutslspositioner

	2021	2020
Avsättning till periodiseringsfond	3 722 717	28 531 489
Lämnat koncernbidrag	120 000 000	0
<b>Totalt</b>	<b>123 722 717</b>	<b>28 531 489</b>

#### Not 15 Skatt på årets resultat

	2021	2020
Aktuell skatt för året	-2 767 020	-18 317 217
Justering skatt fg år	-269 358	0
Uppskjuten skatt	8 584 839	0
<b>Totalt</b>	<b>5 548 461</b>	<b>-18 317 217</b>

<b>Redovisat resultat före skatt</b>	<b>-73 435 327</b>	<b>61 690 537</b>
Skatt på redovisat resultat enligt gällande skattesats (20.6 % för 2021, 21.4 % för 2020)	15 127 677	-13 201 775

#### Skatteeffekt av:

Ej avdragsgilla kostnader	-10 651 989	-36 273 661
Ej skattepliktiga intäkter	196 562	31 193 253
Skattepliktiga intäkter som inte ingår i det redovisade resultatet	0	-35 034
Justering avseende tidigare år	876 210	0

<b>Redovisad skattekostnad</b>	<b>5 548 461</b>	<b>-18 317 218</b>
Effektiv skattesats	-7,6%	-29,7%



EasyPark AB  
556626-7893  
Säte Stockholm

2022120608469

**Not 16 Andelar i koncernföretag**

	2021-12-31	2020-12-31
Ingående anskaffningsvärde	401 046 793	569 158 572
Årets anskaffningar	146 064	88 668
Justering tilläggsköpeskilling	-3 048 914	-211 035
Nedskrivning aktier	0	-167 989 412
Avgår via fusion	-366 117 845	0
<b>Utgående redovisat värde</b>	<b>32 026 098</b>	<b>401 046 793</b>

Dotterföretag	Kapital- andel %	Rösträtts- andel %	Antal aktier	Bokfört värde	Bokfört värde
				2021-12-31	2020-12-31
EasyPark Oy	100	100	2 209	9	9
EasyPark GmbH	100	100	1	20 398 044	20 398 039
Parkit Israel LTD	100	100	1 000	0	0
EasyPark BV	100	100	5 000	48 771	48 771
BRAV S.r.l.	100	100	50 000	9 524 939	12 600 000
EasyPark Innovation AB	100	100	500	50 000	50 000
EasyPark Schweiz GmbH	100	100	100	169 512	169 512
EasyPark BVBA	99	99	100	174 915	174 915
EasyPark d.o.o	100	100	1	1 355 513	1 329 371
Inteleon Holding	100	100	100	0	366 117 845
EasyPark Ísland ehf.	100	100	100	69 664	69 664
EasyPark Hungary Kft	100	100	1	88 668	88 668
EasyPark Slovakia s.r.o	99	99	-	43 563	0
EP Parking	100	100	1	102 501	0
<b>Totalt</b>				<b>32 026 098</b>	<b>401 046 793</b>

Dotterföretag	Orgnr	Säte	Resultat	Eget kapital
EasyPark Oy	1460054-1	Helsingfors	2 492 032	48 560 103
EasyPark GmbH	HRB 53357	Düsseldorf	-3 421 113	-2 500 531
EasyPark Austria GmbH	51-545123-5	Herzliya	-280 097	-5 751 632
EasyPark Sarl	857620368	Doesburg	182 187	1 066 285
Parkit Israel LTD	MO-333853	Vignola	539 837	2 804 867
EasyPark BV	559110-4939	Stockholm	-36 113	53 988
BRAV S.r.l.	CHE-288.006.758	Zürich	2 550 381	16 296 566
EasyPark Innovation AB	0681-926-826	Diegem	9 942 198	8 173 299
EasyPark Schweiz GmbH	6790160000	Koper	44 344	454 925
EasyPark BVBA	559089-8465	Göteborg	7 770	130 721
EasyPark d.o.o	550149-0760	Kópavogur	23 625	480 272
Inteleon Holding	513560359	Metz	0	0
Inteleon AB	FN303147	Wien	0	0
EasyPark Ísland ehf.	556800-7735	Göteborg	-6 491 440	-5 396 947
EasyPark Hungary Kft	01-09-353421/7	Budapest	-7 253	-32 827
EasyPark Slovakia s.r.o	50929411	Bratislava	0	0
EP Parking	301409722	Torres Vedras	0	0

**EasyPark Slovakia s.r.o**  
Registreringsdatum 1 december 2021.

**EP Parking**  
Registreringsdatum 2 december 2021



EasyPark AB  
556626-7893  
Säte Stockholm

#### Not 17 Kortfristiga fordringar och skulder gentemot koncernföretag

EasyPark har en cash pool med EasyPark AB som toppkontohavare. Koncernbolagens saldo i cash poolen redovisas som kortfristig fordran eller skuld i EasyPark AB. Posten Kassa och bank utgörs av saldot på toppkontot.

#### Not 18 Förutbetalda kostnader och upplupna intäkter

	2021-12-31	2020-12-31
Förutbetalda hyror	2 230 882	1 267 412
Upplupna intäkter	0	906 368
Övriga poster	5 435 863	4 284 256
<b>Totalt</b>	<b>7 666 745</b>	<b>6 458 036</b>

Upplupna intäkter avser den del av de totala fordringar som bolaget fakturerar för egen räkning i månaden efter bokslutsmånaden. Resterande belopp som faktureras tillfaller de parkeringsoperatörer bolaget samarbetar med och redovisas, med lika stora belopp, som övriga fordringar respektive övriga skulder i balansräkningen.

#### Not 19 Kassa och bank

	2021-12-31	2020-12-31
Disponibla tillgodohavanden	531 644 283	222 083 066
<b>Totalt</b>	<b>531 644 283</b>	<b>222 083 066</b>

#### Not 20 Antal aktier

Aktiekapitalet om 100,000 kr består av 1,000 aktier á 100 kr. Samtliga aktier har lika röstvärde.

#### Not 21 Obeskattade reserver

	2021-12-31	2020-12-31
Periodiseringsfond, beskattningsår 2016 (Övertagen i samband med fusion)	2 719 000	0
Periodiseringsfond, beskattningsår 2017 (Övertagen i samband med fusion)	3 950 000	0
Periodiseringsfond, beskattningsår 2018	29 962 358	29 962 358
Periodiseringsfond, beskattningsår 2019	2 274 187	2 274 187
Periodiseringsfond, beskattningsår 2019 (Övertagen i samband med fusion)	7 088 542	0
Periodiseringsfond, beskattningsår 2020	28 531 489	28 531 489
Periodiseringsfond, beskattningsår 2020 (Övertag i samband med fusion)	9 177 418	0
Periodiseringsfond, beskattningsår 2021	4 398 552	0
<b>Totalt</b>	<b>88 101 546</b>	<b>60 768 034</b>

#### Not 22 Övriga avsättningar

	2021-12-31	2020-12-31
Tilläggsköpeskillning	4 100 066	7 377 079
<b>Totalt</b>	<b>4 100 066</b>	<b>7 377 079</b>

Posten avser tilläggsköpeskillning för förvärvet av EasyPark d.o.o. och BRAV Srl.



EasyPark AB  
556626-7893  
Säte Stockholm

#### Not 23 Uppskjuten skatteskuld

	2021-12-31	2020-12-31
Ingående saldo	37 817 569	2 834 085
Tillkommande skatteskuld	0	37 817 569
Förändring av uppskjuten skatt via resultaträkningen	-8 584 868	-2 834 085
Förändring via fusion	5 842 458	0
<b>Utgående saldo</b>	<b>35 075 159</b>	<b>37 817 569</b>

#### Not 24 Långfristiga skulder till koncernföretag

	2021-12-31	2020-12-31
Förfaller till betalning senare än 5 år	335 000 000	335 000 000
	<b>335 000 000</b>	<b>335 000 000</b>

#### Not 25 Checkräkningskredit

	2021-12-31	2020-12-31
Beviljat belopp på checkräkningskredit uppgår i koncernen till	410 007 183	401 949 462
Nyttjat belopp i EasyPark AB uppgår till 13 827 226 kr (0 kr).		

#### Not 26 Övriga kortfristiga skulder

	2021-12-31	2020-12-31
Skulder till parkeringsoperatörer	122 075 710	65 880 394
Övriga skulder	16 394 556	16 119 937
<b>Totalt</b>	<b>138 470 266</b>	<b>82 000 330</b>

#### Not 27 Upplupna kostnader och förutbetalda intäkter

	2021-12-31	2020-12-31
Upplupna löner	5 294 668	2 730 081
Upplupna semesterlöner	8 249 150	7 707 793
Upplupna sociala avgifter	2 576 422	2 421 789
Förutbetalda intäkter	7 385 462	4 855 639
Övriga poster	30 871 690	13 857 920
<b>Totalt</b>	<b>54 377 391</b>	<b>31 573 221</b>



EasyPark AB  
556626-7893  
Säte Stockholm

#### Not 28 Fusion

Under 2021 har Inteleon AB, org nr 556800-7735, och Inteleon Holding AB, org nr 559089-8465, fusionerats med EasyPark AB. Resultat- och balansräkningsposter i bolagen per fusionsdagen 2021-11-08 framgår nedan:

	Inteleon AB	Inteleon Holding AB	Total
Nettoomsättning	19 913 573	0	19 913 573
Rörelseresultat	-7 343 309	-5 631	-7 348 940
Anläggningstillgångar	8 488 321	11 431 435	19 919 756
Omsättningstillgångar	63 948 043	19 851 556	83 799 599
<b>Summa tillgångar</b>	<b>72 436 364</b>	<b>31 282 991</b>	<b>103 719 355</b>
Obeskattade reserver	23 610 544	0	23 610 544
Avsättningar	0	0	0
Skulder	10 361 761	-2 750	10 359 011
<b>Summa skulder</b>	<b>33 972 305</b>	<b>-2 750</b>	<b>33 969 555</b>

#### Not 29 Ställda säkerheter och eventalförpliktelser

	2021-12-31	2020-12-31
<b>Ställda säkerheter</b>		
Företagsinteckningar	20 000 000	20 000 000
Aktier i pant	50 000	366 167 854
<b>Eventalförpliktelser</b>		
Betalningsgaranti	14 516 221	14 282 627
<b>Summa Ställda säkerheter och eventalförpliktelser</b>	<b>34 566 221</b>	<b>400 450 481</b>

EasyPark AB har gått i borgen för EasyPark AS hyresåtagande med 2,748,375 SEK.

Betalningsgaranti har ingåtts för koncernföretags räkning.

Bolaget har lämnat en generell säkerhet för banklån upptagna av koncernbolag.

#### Not 30 Justering för poster som inte ingår i kassaflödet

	2021	2020
Avskrivningar och nedskrivningar etc	106 869 919	6 839 877
<b>Totalt</b>	<b>106 869 919</b>	<b>6 839 877</b>



EasyPark AB  
556626-7893  
Säte Stockholm

2022120608473

### Not 31 Väsentliga händelser efter balansdagen

Under starten av 2022 har Covid-19 fortsatt vara en osäkerhetsfaktor. Trots detta är EasyPark nöjda med resultatet och kommer fortsätta vara vaksamma på kostnadsutvecklingen för att säkra bolagets verksamhet på både kort och lång sikt.

Den 24 februari 2022 invaderade Ryssland Ukraina. EasyPark AB har varken kunder eller leverantörer i Ryssland eller Ukraina, och har därför kommit fram till att det inte finns behov av att göra nedskrivningar efter periodens slut eller andra justeringar av de finansiella siffrorna. Men precis som alla andra kan även EasyPark AB påverkas om situationen skulle fortsätta eller eskalera ytterligare. Det är för tidigt att göra en rimlig uppskattning av effekten av dessa händelser men styrelsen är fortsatt positiv till framtidsutsikterna för EasyPark AB.

### Not 32 Förslag till vinstdisposition

Till årsstämman förfogande står följande vinstmedel:

Balanserat resultat	284 011 399
Årets resultat	-67 886 866
	kronor
	<b>216 124 534</b>

Styrelsen föreslår att vinstmedlen disponeras så att

i ny räkning överföres:	kronor	<b>216 124 534</b>
-------------------------	--------	--------------------

Stockholm den dag som framgår av vår elektroniska signatur

Johan Birgersson  
Verkställande direktör

Danni Möller  
Styrelseledamot

Vår revisionsberättelse har lämnats den dag som framgår av vår elektroniska signatur:

Öhrlings PricewaterhouseCoopers AB

Gabriella Hermansson  
Auktoriserad Revisor



# Verification

Transaction 09222115557468188832

## Document

Årsredovisning EasyPark AB 2021  
 Main document  
 19 pages  
 Initiated on 2022-04-28 18:05:33 CEST (+0200) by Mikael Nilsson (MN)  
 Finalised on 2022-04-29 10:58:48 CEST (+0200)

## Initiator

Mikael Nilsson (MN)  
 EasyPark  
 mikael.nilsson@easypark.net  
 0790652757

## Signing parties

Johan Birgersson (JB)  
 Identified by Swedish BankID as "JOHAN BIRGERSSON"  
 EasyPark  
 ID number 6602102532  
 johan.birgersson@easypark.net  
 +46708326758



*JB*

The name returned by Swedish BankID was "JOHAN BIRGERSSON"  
 Signed 2022-04-29 08:48:02 CEST (+0200)

Danni Møller (DM)  
 Identified by Swedish BankID as "DANNI MøLLER"  
 EasyPark  
 ID number 8609235497  
 danni.moller@easypark.net  
 +46766951532



*D. Møller*


The name returned by Swedish BankID was "DANNI MøLLER"  
 Signed 2022-04-28 19:06:47 CEST (+0200)

Gabriella Hermansson (GH)  
 Identified by Swedish BankID as "GABRIELLA HERMANSSON"  
 PwC  
 ID number 7306151528  
 gabriella.hermansson@pwc.com  
 +46709293625



# Verification

Transaction 09222115557468188832



This verification was issued by Scrive. Information in italics has been safely verified by Scrive. For more information/evidence about this document see the concealed attachments. Use a PDF-reader such as Adobe Reader that can show concealed attachments to view the attachments. Please observe that if the document is printed, the integrity of such printed copy cannot be verified as per the below and that a basic print-out lacks the contents of the concealed attachments. The digital signature (electronic seal) ensures that the integrity of this document, including the concealed attachments, can be proven mathematically and independently of Scrive. For your convenience Scrive also provides a service that enables you to automatically verify the document's integrity at: <https://scrive.com/verify>





## Revisionsberättelse

Till bolagsstämman i EasyPark AB, org.nr 556626-7893

---

### Rapport om årsredovisningen

#### Uttalanden

Vi har utfört en revision av årsredovisningen för EasyPark AB för år 2021.

Enligt vår uppfattning har årsredovisningen upprättats i enlighet med årsredovisningslagen och ger en i alla väsentliga avseenden rättvisande bild av EasyPark ABs finansiella ställning per den 31 december 2021 och av dess finansiella resultat och kassaflöde för året enligt årsredovisningslagen. Förvaltningsberättelsen är förenlig med årsredovisningens övriga delar.

Vi tillstyrker därför att bolagsstämman fastställer resultaträkningen och balansräkningen för EasyPark AB.

#### Grund för uttalanden

Vi har utfört revisionen enligt International Standards on Auditing (ISA) och god revisionssed i Sverige. Vårt ansvar enligt dessa standarder beskrivs närmare i avsnittet Revisorns ansvar. Vi är oberoende i förhållande till EasyPark AB enligt god revisionssed i Sverige och har i övrigt fullgjort vårt yrkesetiska ansvar enligt dessa krav.

Vi anser att de revisionsbevis vi har inhämtat är tillräckliga och ändamålsenliga som grund för våra uttalanden.

#### Styrelsens och verkställande direktörens ansvar

Det är styrelsen och verkställande direktören som har ansvaret för att årsredovisningen upprättas och att den ger en rättvisande bild enligt årsredovisningslagen. Styrelsen och verkställande direktören ansvarar även för den interna kontroll som de bedömer är nödvändig för att upprätta en årsredovisning som inte innehåller några väsentliga felaktigheter, vare sig dessa beror på oegentligheter eller misstag.

Vid upprättandet av årsredovisningen ansvarar styrelsen och verkställande direktören för bedömningen av bolagets förmåga att fortsätta verksamheten. De upplyser, när så är tillämpligt, om förhållanden som kan påverka förmågan att fortsätta verksamheten och att använda antagandet om fortsatt drift. Antagandet om fortsatt drift tillämpas dock inte om styrelsen och verkställande direktören avser att likvidera bolaget, upphöra med verksamheten eller inte har något realistiskt alternativ till att göra något av detta.

#### Revisorns ansvar

Våra mål är att uppnå en rimlig grad av säkerhet om huruvida årsredovisningen som helhet inte innehåller några väsentliga felaktigheter, vare sig dessa beror på oegentligheter eller misstag, och att lämna en revisionsberättelse som innehåller våra uttalanden. Rimlig säkerhet är en hög grad av säkerhet, men är ingen garanti för att en revision som utförs enligt ISA och god revisionssed i Sverige alltid kommer att upptäcka en väsentlig felaktighet om en sådan finns. Felaktigheter kan uppstå på grund av oegentligheter eller misstag och anses vara väsentliga om de enskilt eller tillsammans rimligen kan förväntas påverka de ekonomiska beslut som användare fattar med grund i årsredovisningen.

En ytterligare beskrivning av vårt ansvar för revisionen av årsredovisningen finns på Revisorsinspektionens webbplats: [www.revisorsinspektionen.se/revisornsansvar](http://www.revisorsinspektionen.se/revisornsansvar). Denna beskrivning är en del av revisionsberättelsen.



## Rapport om andra krav enligt lagar och andra författningar

### Uttalanden

Utöver vår revision av årsredovisningen har vi även utfört en revision av styrelsens och verkställande direktörens förvaltning för EasyPark AB för år 2021 samt av förslaget till dispositioner beträffande bolagets vinst eller förlust.

Vi tillstyrker att bolagsstämman disponerar vinsten enligt förslaget i förvaltningsberättelsen och beviljar styrelsens ledamöter och verkställande direktören ansvarsfrihet för räkenskapsåret.

### Grund för uttalanden

Vi har utfört revisionen enligt god revisionssed i Sverige. Vårt ansvar enligt denna beskrivs närmare i avsnittet Revisorns ansvar. Vi är oberoende i förhållande till EasyPark AB enligt god revisorssed i Sverige och har i övrigt fullgjort vårt yrkesetiska ansvar enligt dessa krav.

Vi anser att de revisionsbevis vi har inhämtat är tillräckliga och ändamålsenliga som grund för våra uttalanden.

### Styrelsens och verkställande direktörens ansvar

Det är styrelsen som har ansvaret för förslaget till dispositioner beträffande bolagets vinst eller förlust. Vid förslag till utdelning innefattar detta bland annat en bedömning av om utdelningen är försvarlig med hänsyn till de krav som bolagets verksamhetsart, omfattning och risker ställer på storleken av bolagets egna kapital, konsolideringsbehov, likviditet och ställning i övrigt.

Styrelsen ansvarar för bolagets organisation och förvaltningen av bolagets angelägenheter. Detta innefattar bland annat att fortlöpande bedöma bolagets ekonomiska situation, och att tillse att bolagets organisation är utformad så att bokföringen, medelsförvaltningen och bolagets ekonomiska angelägenheter i övrigt kontrolleras på ett betryggande sätt. Den verkställande direktören ska sköta den löpande förvaltningen enligt styrelsens riktlinjer och anvisningar och bland annat vidta de åtgärder som är nödvändiga för att bolagets bokföring ska fullgöras i överensstämmelse med lag och för att medelsförvaltningen ska skötas på ett betryggande sätt.

### Revisorns ansvar

Vårt mål beträffande revisionen av förvaltningen, och därmed vårt uttalande om ansvarsfrihet, är att inhämta revisionsbevis för att med en rimlig grad av säkerhet kunna bedöma om någon styrelseledamot eller verkställande direktören i något väsentligt avseende:

- företagit någon åtgärd eller gjort sig skyldig till någon försummelse som kan föranleda ersättningsskyldighet mot bolaget
- på något annat sätt handlat i strid med aktiebolagslagen, årsredovisningslagen eller bolagsordningen.

Vårt mål beträffande revisionen av förslaget till dispositioner av bolagets vinst eller förlust, och därmed vårt uttalande om detta, är att med rimlig grad av säkerhet bedöma om förslaget är förenligt med aktiebolagslagen.

Rimlig säkerhet är en hög grad av säkerhet, men ingen garanti för att en revision som utförs enligt god revisionssed i Sverige alltid kommer att upptäcka åtgärder eller försummelser som kan föranleda ersättningsskyldighet mot bolaget, eller att ett förslag till dispositioner av bolagets vinst eller förlust inte är förenligt med aktiebolagslagen.

En ytterligare beskrivning av vårt ansvar för revisionen av förvaltningen finns på Revisorsinspektionens webbplats: [www.revisorsinspektionen.se/revisornsansvar](http://www.revisorsinspektionen.se/revisornsansvar). Denna beskrivning är en del av revisionsberättelsen.

Stockholm den dag som framgår av vår elektroniska underskrift

Öhrlings PricewaterhouseCoopers AB

Gabriella Hermansson  
Auktoriserad revisor

## Deltagare

ÖHRLINGS PRICEWATERHOUSECOOPERS AB Sverige

Signerat med Svenskt BankID

2022-04-29 09:08:38 UTC

Namn returnerat från Svenskt BankID: GABRIELLA HERMANSSON

Datum

Gabriella Hermansson

Leveranskanal: E-post

2022062038710

**Annual Report and consolidated financial statements**  
for the financial year 2021-01-01 - 2021-12-31

<b>Content</b>	<b>Page</b>
Directors' report	2
Financial statements	5-12
Consolidated income statement and statement of comprehensive income	5
Consolidated statement of financial position	6-7
Consolidated statement of changes in equity	8
Consolidated statement of cash flows	9
Parent company income statement	10
Parent company statement of financial position	11
Parent company statement of changes in equity	12
Parent company statement of cash flows	12
Group and parent company notes	13-29

Unless otherwise stated, all amounts are reported in thousand EUR. Information within parentheses refers to the previous year.



## Directors' report

### Primary activities

EasyPark Group is a leading, fast growing parking tech company that helps drivers find and manage parking as well as charging of electrical vehicles in over 3.200 cities across more than 25 countries. Our unique and cutting-edge technology not only help cities balance parking supply and driver demand via predictive technology and data visualization, but also helps cities become more sustainable increasing efficiency, and reducing Co2 emission by minimizing parking congestion in cities.

### Development in activities

Once again in 2021, our people, businesses, users and societies at large, were to different degrees and at different times, affected by the COVID pandemic. As was the case in 2020, our main focus remained on the health and wellbeing of our employees and at the same time ensuring the health of our business.

There is no doubt that COVID-19 has pushed our partners, and especially the cities over the digitalisation tipping point and is transforming the way we think and do business together. We are facing unprecedented times, where societies are accelerating and understanding the value of digital transformation. Digitalisation is now, more than ever, recognised as a crucial determinant for our society to function safely and efficiently in the future, which we see as a tremendous opportunity as our service offerings not only allow cities and parking operators to balance parking supply and driver demand via predictive technology and data visualisation, but also helps bring down Co2 emission by minimizing congestion. There is no doubt that the societies and businesses that seize the new digital opportunities will prosper in the future.

Several bold decisions have been taken in 2021 to support a sustainable long-term growth for EasyPark Group. In addition to our continued focus on expanding our business organically in our efforts to become a truly global market leader, we successfully completed the acquisition of ParkNow Group in June 2021. The acquisition of ParkNow was an important milestone, constituting the biggest acquisition to date, increasing the Group's footprint beyond mainland Europe to both the UK and the US, with a growing reach of over 3.200 cities globally. The competences brought together with the ParkNow Group acquisition and the geographical reach of the combined Group, places the Group in a favourable position – both from a capability and platform offering perspective – that we believe will strengthen our position even more.

### Parent company

The Norwegian parent company's objective is as a holding company to hold, directly or indirectly shares. The Parent assessed satisfactorily with the performance within its investments. The Parent's income statement for the year ended 31 December 2021 shows a net profit of tEUR 23, and the financial statement at 31 December 2021 showed an equity of mEUR 646 and total assets of mEUR 646.

### Financial Performance and outlook

Group revenue grew by mEUR 79.1 to mEUR 181.6 (95.8%) in reported currencies, of which the acquisition of ParkNow accounted for mEUR 67.4. As such, the organic revenue growth amounted to mEUR 11.6 (14.1%), primarily driven by a combination of increased distribution, new intake of users, as well as a generally higher parking activity compared to last year, as COVID restrictions had less of a negative in 2021.

Total operating expenses for the Group grew by mEUR 102 to mEUR 183.6 (124.9%) of which the acquisition of the ParkNow Group accounted for mEUR 82.9. The increase in operating expenses was a combination of the increased activity overall as well as costs incurred in connection with the ParkNow acquisition and subsequent integration efforts.

Net financial costs for the year were mEUR 6.5 which was an increase of mEUR 3.1 (89.5%). The increase in net financial costs was driven by a negative currency impact of mEUR 6.9 on loans in foreign currency. This was partly offset by positive adjustments on earn-outs relating to prior acquisitions of mEUR 3.4. The interest expenses relating to lending facilities decreased by mEUR 0.4 compared to last year.

Net loss increased by mEUR 20.9 to mEUR 23.5, of which the ParkNow Group acquisition accounted for a net loss of mEUR 13.4. The net loss was primarily driven by a higher relative growth in operating expenses compared to the revenue growth.

### Going concern

On a macroeconomic level, EasyPark regards the underlying trends for 2022 as positive to its business compared to last year, as the COVID restrictions in our core markets have already been lifted or is expected to be lifted during the first half of 2022. As such, the Group does not consider the consequences of COVID-19 and other events and conditions, to constitute a material uncertainty that casts doubt upon the entity's ability to continue as a going concern. EasyPark expects COVID-19 restrictions to have a slight negative impact in H1 2022, while H2 2022 is expected not to be impacted as the world returns to normal working conditions.

In accordance with the Accounting Act § 3-3a, the financial statements have been prepared under the assumption of going concern.

### Investments

The investment level in 2021, was primarily driven by the acquisition of ParkNow Group, R&D in relation to EasyPark's digital platform as well as purchase of signs and stickers for physical pay & display machines. In total the acquisition of ParkNow Group constituted mEUR 391.3. R&D constituted mEUR 11.6 corresponding to 7.2% of the revenue in 2021.

### Cashflow

The Group generated a free cashflow (defined as cashflow from operating activities less investments in tangible, intangible, and other assets) of mEUR 12.1, which was a decrease of mEUR 3.7 (23.5%) compared to last year. The decrease in free cashflow was primarily driven by the acquisition of the ParkNow Group. It is expected that the acquisition of the ParkNow Group will have a positive impact on the Group's free cash flow from 2022 and onwards.

### Funding and capital structure

As of 31 December 2021, the combined committed term loan facilities constituted a total amount of mEUR 105.4 and the committed revolving credit facility of mEUR 40. mEUR 15.6 of the committed lines were utilised on borrowings and mEUR 1.3 on guarantees, leaving a total of mEUR 23.1 available in unutilised funding for normal operations if needed with no additional costs or covenants.



## Risk Management

### *People and culture*

EasyPark's business is based on specialized expertise and innovation. It is imperative that the Group continues to attract, develop, and retain the most skilled employees and management talent. Failure to do so constitutes a risk to the Group. Moreover, it is considered a genuine risk to EasyPark's long-term position if the company's corporate values do not continue to serve as a core basis for business execution and development.

EasyPark recognises and values the uniqueness of every individual, and we will continue to invest in our people. Not embracing a diverse and inclusive culture possesses a risk of not attracting the right people.

### *Market and clients*

Responding timely to investment management market trends is critical to EasyPark's ability to stay as the global thought leader and to be competitive within the industry. Failing to spot these trends represents a risk. Competitors' expansion of service offerings and distribution could also endanger EasyPark's position in the industry.

Through extensive ongoing market research and industry analysis, EasyPark keeps abreast of trends and movements in markets it operates. Its close and longstanding value creation client relationships with municipalities, cities, parking operators and users allows EasyPark to anticipate and respond to new preferences and requirements.

### *Regulatory issues and fiscal policies*

Protecting EasyPark's long-term business interests is vital to its continued operations. This includes legal risk that may impact EasyPark's business, hence management believes that contractual risk as well as legal risk related to regulatory requirements are critical. Failure to meet or implement regulatory requirements in a timely fashion with respect to, for instance, data protection, confidentiality agreements, IPR, corruption and fraud constitutes a risk.

EasyPark's legal and compliance department ensures that all contracts entered are carefully worded and that all the Group's processes and data handling procedures are GDPR compliant. Furthermore, EasyPark's operating processes, as well as the company's value-based principles, ensures safeguarding against corruption.

### *Cyber attacks and other IT risks*

As a software company with a core business based on modern information technology, EasyPark's failure to adequately protect itself against IT risk, represents a particular risk. Cybercrime including unauthorized access to EasyPark's network and data could endanger applications as well as the infrastructure and the technical environment stored on EasyPark's network. The same goes for virus attacks and theft of code and know-how which could also entail prolonged system breakdowns impairing productivity and potentially rendering EasyPark unable to service its clients.

EasyPark monitors its technical infrastructure to identify and minimize risk to the company's production and operation. Established procedures and solutions enable a quick restoration of critical business services. EasyPark upholds a high data security level and strict access control to the physical environment and data network. Controls are monitored and reviewed to optimize information security.

### *Currency exposure*

EasyPark reports its operating results in EUR. However, as significant proportion of revenue and costs are derived in other currencies the reported results will be impacted by currency fluctuations. The main net currency exposures are USD, GBP, SEK, DKK and NOK. Underlying changes to macro and political environments outside of EasyPark's control in these countries could impact EasyPark's earnings and ability to for example distribute dividends.

EasyPark has implemented a treasury policy to deal with any uncertainties relating to currency exposure and assess the risk related to currency exposure on a regular basis.

### *Credit Risk*

Credit risk is limited as the number of clients is extensive and most customer invoices are of smaller amounts. Most private individuals pay through credit cards by which the transaction occurs on the following day. In an anomalous case when the transaction does not occur, the customer is prevented from using EasyPark's services and is invoiced later. For corporate customers a credit check is done before finalising an agreement.

### *Liquidity risk*

The Group considers this risk to be small as it has shown a positive cash flow, with which the Group can finance the planned investment in the company. Furthermore, the company has long-term bank loans, overdraft facilities and no long-term credit claims. The debts of the company are mainly related to working capital and are due within normal credit terms.

### **Liability insurance for the board of directors and executive management**

Per end of December 31, 2021, the Group's liability insurance signed on behalf of the board of directors and executive management, had a limit liability of mSEK 20 (mEUR 2) per claim and in the annual aggregate.

### **Estimates and uncertainty**

The preparation of consolidated financial statements in accordance with simplified IFRS, requires management to make judgments estimates and assumptions that affect the reported amounts of revenue, expenses, assets and liabilities, and the disclosures of contingent liabilities, at the end of the reporting period. However, uncertainty about these assumptions and estimates could result in outcomes that require a material adjustment to the carrying amount of the asset or liability affected within the next financial year. Estimates and judgments are evaluated on an ongoing basis, based upon historical results and experience, consultations with experts, trends and other methods which management considers reasonable under the circumstances, as well as forecasts as to how these might change in the future.



**Corporate social responsibility**

EasyPark always strives to operate responsibly and believes that exercising corporate social responsibility is important for safeguarding shareholder value. The Group has both general and more specific expectations to ESG, which is embedded within the corporate culture of the company and how it operates, but there have been no written procedures nor any targets in 2021. The Group will develop and implement an ESG framework in the second half of 2022.

The Group does not measure its own carbon emission, which is estimated to be limited due to the nature of its business, but fully acknowledges the importance of CSR and is among other things, striving to help drivers, cities and parking operators become more sustainable. For the individual driver, by providing a search and find that allows the user to quickly find a suitable parking spot, minimizing both time and CO2 emissions for the driver while doing so, but EasyPark's service offerings also allow cities and parking operators to balance parking supply and driver demand via predictive technology and data visualisation, that also helps bring down CO2 emission by minimizing congestion.

Regarding discrimination, human rights and workers' rights, the Group strives to promote equality without any biased opinion about gender, ethnicity, national origin, skin colour, language or religion and works actively, purposefully, and systematically to achieve the purpose of the law within our business. This is embedded in the EasyPark culture, and we do our utmost to secure a world class and safe working environment with zero working related accidents in 2021.

By the end of 2021, the group management team had 11 employees of which 2 were female and 9 were male.

**Significant events after the year end of the financial year**


See note 23. Subsequent events/ significant events.

**Proposal for distribution of loss for the year (parent company)**


The Board of Directors proposes the below disposal:

To retained earnings (in EUR)	23 066
<b>Total disposal of profit (in EUR)</b>	<b>23 066</b>

Oslo, April 28, 2022



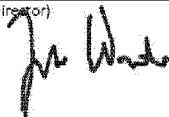
Niklas Savander (Chairman of the Board)



Tuva Palm (Director)




Bjørn Lie (Director)



Jussi Wuoristo (Director)



Johan Birgersson (Managing Director)



Henrik Aspen (Director)



Jack Alcock (Director)



Nils Andén (Director)



Consolidated income statement

	Note	2021	2020
<b>Operating revenue</b>			
Sales revenue	2	161 649	82 569
<b>Total operating revenue</b>		<b>161 649</b>	<b>82 569</b>
<b>Operating expenses</b>			
Cost of revenue		(22 227)	(9 057)
Payroll and personnel expenses	4	(53 388)	(20 170)
Depreciation and amortisation expenses	7,8,9,10,12,13	(46 095)	(32 766)
Other operating expenses	3	(61 901)	(19 643)
<b>Total operating expenses</b>		<b>(183 611)</b>	<b>(81 636)</b>
<b>Operating profit/loss</b>		<b>(21 962)</b>	<b>933</b>
<b>Financial items</b>			
Financial income	5	4 871	12 710
Financial expense	5	(11 367)	(16 138)
<b>Net financial items</b>		<b>(6 496)</b>	<b>(3 428)</b>
<b>Profit/loss after financial items</b>		<b>(28 458)</b>	<b>(2 495)</b>
Taxes	6	4 960	(97)
<b>Profit/loss for the year</b>		<b>(23 497)</b>	<b>(2 592)</b>
<i>Other comprehensive income and expenses</i>			
Exchange rate differences		13 538	2 851
Items that can be reclassified to the income statement			
		-	-
<b>Total comprehensive income for the year</b>		<b>(9 960)</b>	<b>258</b>
Total comprehensive income for the period is attributable to:			
Owners of EasyPark Group AS		(9 960)	258
Non-controlling interests		-	-



Consolidated statement of financial position

	Note	31.12.2021	31.12.2020
<b>Assets</b>			
<i>Fixed assets</i>			
<i>Intangible fixed assets</i>			
System investments	7	33 082	33 537
Brand	8	51 857	58 201
Customer contracts	9	86 474	42 476
Distribution contracts	10	62 073	-
Goodwill	11	516 355	200 365
		<b>749 841</b>	<b>334 580</b>
<i>Tangible assets</i>			
	12	6 781	2 821
		<b>6 781</b>	<b>2 821</b>
<i>Financial assets</i>			
Other shares and participations		661	0
Right-of-use-assets	13	7 277	3 066
Deferred tax assets	6	7 431	0
Other non-current receivables	14	3 363	1 972
		<b>18 733</b>	<b>5 038</b>
<b>Total fixed assets</b>		<b>775 355</b>	<b>342 439</b>
<i>Current assets</i>			
<i>Stock</i>			
Inventories		55	21
<i>Receivables</i>			
Accounts receivables	15	36 500	24 224
Other receivables		40 654	3 438
Cash and cash equivalents	16	97 900	36 500
<b>Total current assets</b>		<b>175 109</b>	<b>64 182</b>
<b>TOTAL ASSETS</b>		<b>950 464</b>	<b>406 621</b>



Consolidated statement of financial position

	Note	31.12.2021	31.12.2020
<b>EQUITY AND LIABILITIES</b>			
<b>Equity</b>			
<b><i>Paid-in capital</i></b>			
Share capital	17	388	201
Premium reserve		645 992	195 851
Own shares	17	(2 220)	(282)
<b>Total paid-in capital</b>		<b>644 160</b>	<b>195 770</b>
Retained earnings including profit for the year		(14 264)	(5 578)
<b>Equity attributable to owners of EasyPark Group AS</b>		<b>629 896</b>	<b>190 192</b>
Non-controlling interests		3	2
<b>Total Equity</b>		<b>629 898</b>	<b>190 194</b>
<b>Liabilities</b>			
<b><i>Long-term liabilities</i></b>			
Long-term interest-bearing debt	19	104 258	101 347
Provisions	20	6 073	10 942
Deferred tax liabilities	6	50 327	24 504
Non-current lease liabilities	13	6 820	2 079
<b>Total long-term liabilities</b>		<b>167 479</b>	<b>138 873</b>
<b><i>Current liabilities</i></b>			
Revolving credit facility	5	15 609	15 756
Trade creditors		5 922	4 249
Trade creditors to Parking Operators		82 601	25 589
Current tax liabilities	6	3 089	5 834
Other liabilities	21	33 829	16 287
Liabilities to authorities		7 529	3 834
Provisions	20	3 495	4 992
Current lease liabilities	13	1 012	1 012
		<b>158 087</b>	<b>77 554</b>
<b>TOTAL EQUITY AND LIABILITIES</b>		<b>950 464</b>	<b>406 621</b>

Niklas Savander (Chairman of the Board)

Tuva Palm (Director)

Bjarne Lie (Director)

Jussi Wuoristo (Director)

Johan Birgersson (Managing Director)

Henrik Aspén (Director)

Jack Alcock (Director)

Nils Andén (Director)



Statement of changes in equity

	Share capital	Premium reserve	Own shares	Other reserves	Retained earnings	Total	Non-controlling Interests	Total
<b>Balance at 1.1.2020</b>	<b>214</b>	<b>207 893</b>	<b>(309)</b>	<b>(1 371)</b>	<b>(21 165)</b>	<b>185 262</b>	<b>-</b>	<b>185 262</b>
Sale of own shares	-	-	3 909	-	1 518	5 427	-	5 427
Purchase of own shares	-	-	(3 877)	-	-	(3 877)	-	(3 877)
Other changes in equity	-	-	-	3 124	-	3 124	-	3 124
Translation differences	(12)	(12 042)	(5)	13 718	1 190	2 849	2	2 851
Profit/loss for the year	-	-	-	-	(2 592)	(2 592)	-	(2 592)
<b>Balance at 31.12.2020</b>	<b>201</b>	<b>195 851</b>	<b>(282)</b>	<b>15 471</b>	<b>(21 049)</b>	<b>190 192</b>	<b>2</b>	<b>190 194</b>
<b>Balance at 1.1.2021</b>	<b>201</b>	<b>195 851</b>	<b>(282)</b>	<b>15 471</b>	<b>(21 049)</b>	<b>190 192</b>	<b>2</b>	<b>190 194</b>
Capital increase, contribution in kind	187	450 141	-	-	-	450 328	-	450 328
Sale of own shares	-	-	2 701	-	-	2 701	-	2 701
Purchase of own shares	-	-	(4 639)	-	-	(4 639)	-	(4 639)
Other changes in equity	-	-	-	1 275	-	1 275	-	1 275
Translation differences	-	-	-	12 746	791	13 537	1	13 538
Profit/loss for the year	-	-	-	-	(23 497)	(23 497)	-	(23 497)
<b>Balance at 31.12.2021</b>	<b>388</b>	<b>645 992</b>	<b>(2 220)</b>	<b>29 492</b>	<b>(43 756)</b>	<b>629 896</b>	<b>3</b>	<b>629 898</b>

EasyPark Group AS owns 25.067 A-shares, 40.549 B-shares and 525.550 preference shares. During the year EasyPark Group AS has acquired 5.291 A-shares, 112.963 B-shares and 190.113 preference shares for a total of EUR 4.638.942 and sold 72.414 B-shares for EUR 2.701.042.



Consolidated statement of cash flows

	Note	2021	2020
<b>Operating Activities</b>			
Cash flow from operating activities			
Profit before tax		(28 458)	(2 495)
Paid taxes	6	(4 658)	(471)
Adjustment for items not included in the cash flow:			
<i>Depreciation, amortisation and impairment of asset</i>	7,8,9,10,12,13	46 095	32 766
<i>Provision</i>		-	-
<i>Effect from foreign exchange valuation</i>		8 470	(4 245)
Effect from interest expenses		209	65
Effect from financing expenses		1 275	1 804
<b>Cash flow from operating activities before changes in working capital</b>		<b>22 934</b>	<b>27 424</b>
<b>Cash flow from changes in working capital:</b>			
Increase (-)/Decrease (+) in inventories		(34)	12
Increase (-)/Decrease (+) in trade and other receivables	15	(1 476)	(7 341)
Increase (-)/Decrease (+) in other current assets		(2 540)	9 344
Increase (+)/Decrease (-) in trade and other payables		52 676	(6 174)
Increase (+)/Decrease (-) in other current liabilities		(42 325)	2 798
<b>Cash flow from changes in working capital</b>		<b>6 302</b>	<b>(2 360)</b>
<b>Cash flow from operating activities</b>		<b>29 236</b>	<b>25 064</b>
<b>Investing activities</b>			
Purchase of tangible assets	12	(2 714)	(1 333)
Purchase of intangible assets	7-11	(12 442)	(7 251)
Acquisition of subsidiaries and operations, net cash effect	18	(394 871)	(2 330)
Other investments		(2 045)	(751)
<b>Cash flow from investing activities</b>		<b>(412 072)</b>	<b>(11 666)</b>
<b>Financing activities</b>			
New shares issuing	17	450 328	-
Revolving Credit Facility		-	(1 187)
Sales/Purchases of own shares	17	(4 615)	1 550
Payment of financing expenses		(66)	(425)
Amortisation lease liability	13	(1 411)	(1 110)
<b>Cash flow from financing activities</b>		<b>444 236</b>	<b>(1 172)</b>
<b>Cash flow for the year</b>		<b>61 400</b>	<b>12 226</b>
Translation difference		-	-
Cash and cash equivalents at the beginning of the year		36 500	24 274
<b>Cash and cash equivalents at the end of the year</b>		<b>97 900</b>	<b>36 500</b>



Parent Company income statement

	Note	2021	2020
<b>Operating revenue</b>			
Sales revenue	2	-	-
<b>Total operating revenue</b>		-	-
<b>Operating expenses</b>			
Other operating expenses		(38)	(10)
		(38)	(10)
<b>Operating profit/loss</b>		<b>(38)</b>	<b>(10)</b>
<b>Financial items</b>			
Financial income	5	101	373
Financial expense	5	(33)	(282)
<b>Net financial items</b>		<b>68</b>	<b>91</b>
<i>Profit / loss before tax</i>		<b>30</b>	<b>81</b>
Taxes	6	(7)	(18)
<b>Profit/loss for the year</b>		<b>23</b>	<b>63</b>
<i>Other comprehensive income and expenses</i>			
<i>Exchange rate differences on translation of equity</i>		-	-12 024
<b>Total comprehensive income for the year</b>		<b>23</b>	<b>-11 961</b>



Parent company statement of financial position

	Note	31.12.2021	31.12.2020
<b>ASSETS</b>			
<i>Fixed assets</i>			
<i>Financial fixed assets</i>			
Investment in group companies	18	630 986	194 158
<b>Total fixed assets</b>		<b>630 986</b>	<b>194 158</b>
<i>Current assets</i>			
Receivables from group companies	22	12 123	3 295
Other short term receivables		2 677	-
Cash and cash equivalents		25	-
<b>Total current assets</b>		<b>14 825</b>	<b>3 295</b>
<b>TOTAL ASSETS</b>		<b>645 811</b>	<b>197 453</b>

Parent company statement of financial position

	Note	31.12.2021	31.12.2020
<b>EQUITY AND LIABILITIES</b>			
<i>Equity</i>			
<i>Contributed capital</i>			
Share capital		388	201
Share premium		645 992	195 851
Own shares		(2 220)	(282)
		<u>644 160</u>	<u>195 770</u>
Retained earnings		1 605	1 582
<b>Total equity</b>		<b>645 765</b>	<b>197 353</b>
<i>Current liabilities</i>			
Liabilities to group companies	22	14	78
Trade creditors		-	5
Current tax liabilities		7	-
Accrued expenses and deferred income		15	8
Other liabilities		<u>10</u>	<u>10</u>
		<u>45</u>	<u>100</u>
<b>TOTAL EQUITY AND LIABILITIES</b>		<b>645 811</b>	<b>197 453</b>

Niklas Savander (Chairman of the Board)

Tuva Palm (Director)

Bjarne Lie (Director)

Jussi Wuoristo (Director)

Johan Birgersson (Managing Director)

Henrik Aspén (Director)

Jack Alcock (Director)

Nils Andén (Director)



Parent company statement of changes in equity

	Note	Share Capital	Contributed capital	Own shares	Retained earnings	Total
Balance at 1.1.2020	17	214	207 893	(309)	22	207 821
Sale of own shares		-	-	3 909	1 518	5 427
Purchase of own shares		-	-	(3 877)	-	(3 877)
Group Contributions		-	-	-	(57)	(57)
Profit for the year		-	-	-	63	63
Accumulated translation difference		(12)	(12 042)	(5)	36	(12 024)
<b>Balance at 31.12.2020</b>		<b>201</b>	<b>195 851</b>	<b>(282)</b>	<b>1 582</b>	<b>197 353</b>
Balance at 1.1.2021		201	195 851	(282)	1 582	197 353
Capital increase, contribution in kind		187	450 141	-	-	450 328
Sale of own shares		-	-	2 701	-	2 701
Purchase of own shares		-	-	(4 639)	-	(4 639)
Group Contributions		-	-	-	-	-
Profit for the year		-	-	-	23	23
<b>Balance at 31.12.2021</b>		<b>388</b>	<b>645 992</b>	<b>(2 220)</b>	<b>1 605</b>	<b>645 766</b>

EasyPark Group AS owns 25.067 A-shares, 40.549 B-shares and 525.550 preference shares. During the year EasyPark Group AS has acquired 5.291 A-shares, 112.963 B-shares and 190.113 preference shares for a total of EUR 4.638.942 and sold 72.414 B-shares for EUR 2.701.042.

Parent company statement of cash flows

	2021	2020
<i>Current operations</i>		
Cash flow from operating activities		
Profit before tax	30	81
Adjustments for items not included in the cash flow	(62)	(63)
<b>Cash flow from operating activities</b>	<b>(32)</b>	<b>18</b>
<i>Investing activities</i>		
Acquisition of shares in subsidiaries	(436 828)	-
<b>Cash flow from investing activities</b>	<b>(436 828)</b>	<b>-</b>
<i>Financing activities</i>		
New shares issuing	450 327	-
Sales/Purchases of own shares	(4 615)	1 550
<b>Cash flow from financing activities</b>	<b>445 713</b>	<b>1 550</b>
<b>Cash flow for the year</b>	<b>8 853</b>	<b>1 568</b>
Cash and cash equivalents at the beginning of the year	3 296	1 728
<b>Cash and cash equivalents at the end of the year</b>	<b>12 149</b>	<b>3 296</b>
Cash pool	12 123	3 296
Cash and cash equivalents	25	0



## Notes

### Note 1 Accounting principles

This annual report and consolidated financial statements is for the Norwegian parent company, EasyPark Group AS, corporate ID number 919 999 055, and its subsidiaries. See list in note 18 of Investments in subsidiaries. EasyPark Group AS is domiciled in Oslo, Norway and was founded on November 21, 2017. See below for exchange rates of significant currencies.

Currency	2021		2020	
	Average rate	Closing rate	Average rate	Closing rate
NOK/EUR	0,098	0,100	0,093	0,096
SEK/EUR	0,099	0,098	0,095	0,100
DKK/EUR	0,134	0,134	0,134	0,134
USD/EUR	0,845	0,883	0,875	0,815
GBP/EUR	1,163	1,190	1,125	1,112

The Board of Directors approved this annual report on April 28th, 2022 and consolidated accounts, which will be submitted for adoption on the Annual General Meeting on April 28th, 2022.

### Applicable regulations

The consolidated financial statements for the 2021 financial year were prepared in accordance with the Norwegian Accounting Act §3-9 and the simplified International Financial Reporting Standards (IFRS) from 2014 which was adopted by the Ministry of Finance on November 3, 2014. This means that the accounting follows international accounting standards and the presentation and note information are in compliance with the Norwegian Accounting Act.

The Group uses the exception in the Simplified application of international accounting standards § 3-1 and recognise dividends and group contribution in accordance with the regulations in the Accounting Act.

The accounts are based on the principles of a historical cost accounting.

Among the most important reconciliations in the parent company's accounts is that:

- IAS 28 and IAS 31 are waived so that the cost method is used for investing in associated companies and jointly controlled entities.
- IAS 10, No 12 and 13, are waived so that dividends and group contributions in accounting conduct in accordance with the Accounting Act.

### Changes in accounting principles and note information

The group has applied the following amendments for the first time for their annual reporting period commencing 1 January 2021:

- Covid-19-related Rent Concessions - amendments to IFRS 16
- Interest Rate benchmark Reform - Phase 2 - amendments to IFRS 9, IAS 39, IFRS 7, IFRS 4 and IFRS 16

The amendments listed above did not have any impact on the amounts recognised in prior periods and are not expected to significantly affect the current or future periods.

### New or amended accounting standards not yet applied

There are no new or amended standards not yet applied, that are relevant for the EasyPark Group.

### Functional currency and presentation currency

The consolidated financial statements and company accounts are presented in thousands of EUR (tEUR) since 2020. From 2021 EUR is the parent company's functional currency. The functional and presentation currency has been changed to EUR to facilitate for the stakeholders and to harmonize with internal reporting. No material effect for the parent company. Subsidiaries with other functional currencies are translated to the balance sheet rate for balance sheet items and at the transaction rate for items in the income statement. As an approximation to transaction rate, monthly average rates are used. Translation differences are recognized in Other income/Other expenses and are specified as a separate item in equity.



#### Judgements and estimates

The preparation of financial statements in accordance with IFRS requires that corporate management make estimates and judgements and other assumptions that affect both the accounting principles and the reported amounts of assets, liabilities, income and expense. Estimates and judgements are based on historical experiences and assumptions are continually evaluated. The actual result may differ from these estimates. Changes in accounting estimates are recognized in the period in which estimates are changed and in all future periods that are affected. Future events may cause estimates to change.

The most significant estimates made by the corporate management are:

- Provisions for losses on accounts receivables, see note 15
- Capitalized development cost (system investments), see note 7
- Valuation of Goodwill, see note 11

The accounting principles below have, unless otherwise stated, been consistently applied to all periods presented in the consolidated financial statements. The Group's accounting principles have been applied consistently by Group companies.

#### Consolidated financial statements

The consolidated financial statements include the parent company EasyPark Group AS and all subsidiaries. The consolidated financial statements have been prepared as if the group were a legal entity. All intercompany transactions between the legal entities in the group are eliminated. The consolidated financial statements have been prepared according to the same principles, and the subsidiaries follow the same accounting principles as the parent company.

The consolidation of subsidiaries is recognized using the acquisition method. The method means that the acquisition of a subsidiary is considered a transaction through which the Group indirectly acquires the subsidiary's assets and assumes its liabilities. Identifiable assets and liabilities are measured at fair value on the acquisition date. Subsidiaries' financial reports are included in the consolidated financial statements from the acquisition date up to the moment when the controlling influence ceases. Transaction expenses incurred are recognized directly in profit or loss for the year.

#### Revenue

The Group has the following income categories and revenue recognition principles:

**Subscription revenue:** The subscription revenue is recognized over the subscription period. The revenue is invoiced in the beginning of the month for the actual period and recognized in the same month.

**Transaction fee:** the revenue is recognized in line with the transaction (the parking) and is invoiced the following month. The revenue is accrued for in the same period as the transaction (the parking) takes place.

**Administration fee:** an administration fee is received from the parking company for collecting the parking fee. The fee is recognized in the same period as the transaction takes place. EasyPark invoice the customer for the total fee and pays the parking company the remaining amount having deducted the administration fee. EasyPark only recognize the administration fee as revenue.

Revenue and costs related to the parking fee are presented net.

The company fulfills its performance obligations when the parking transactions occur. Transaction prices are broken down by the customer's payment method (monthly invoice or credit card payment) and by the features that the customer can use. Additional to monthly invoices or credit card payments, some customers can pay for parking in advance. See note 21 for a statement of contract debt.

**Group contribution (parent company):** Group contributions received from the subsidiaries are recognized as income if it is within retained accumulated earnings in the subsidiary after the investment date. When recognizing the group contribution, the amount should be entered gross (before tax) on a separate line in the income statement. Group contribution made to the parent company is recognized against equity. Paid group contribution is recognized net (after tax).

#### Cost of goods

The term cost of goods includes the direct cost of delivering payment transactions. It is charges for SMS and telephone and credit card fees or fees on invoices.

#### Pension expenses

The Group's pension obligations are covered only by defined contribution plans. Pension costs are recognized as expense in the period in which they are paid.

#### Rental cost

The Group's rental costs are mainly related to office rent. These rents are treated as financial leases.

#### Financial income and expenses

Financial income and expenses consist of interest income, interest expense, foreign exchange losses and foreign exchange gains, and other financial cost such as bank fees.

#### Tax

Income tax are comprised of current tax and deferred tax. Income taxes are recognised in profit and loss. Current tax is the tax calculated on the taxable profit/loss for each period. The year's taxable profit/loss differs from the year's reported profit/loss before tax in that it has been adjusted for non-taxable and non-deductible items and temporary differences. Tax liabilities and receivables are calculated in accordance with the taxation rates stipulated or announced on the closing day. For the parent company is the tax rate 22 % for 2021 and 2020.

Deferred tax is calculated in accordance with the balance sheet method based on temporary differences between the carrying amount and the tax base as well as any tax loss carry forward. Deferred tax is calculated in accordance to the taxations rates that are expected to apply to the period in which the assets is recovered or the liability are offset. Deferred tax asset are reported in the balance sheet in respect of loss carry forwards and all deductible temporary differences to that extent that it is likely that these amounts can be used to offset future taxable surpluses.

#### Dividend

Dividend is distributed when it is approved by the general meeting. Dividend received is recognized as income when the distributing company has acknowledged the dividend.

#### Classification of assets and liabilities

Assets intended for permanent ownership or use is classified as fixed assets. Other assets are classified as current assets. Receivables to be repaid within one year are classified as current assets. The same criteria apply to the classification of long-term and short-term liabilities.



#### Intangible assets

Intangible assets are goodwill, brand, customer contracts, distribution contracts, system investments and patents.

##### Goodwill

Goodwill represent the difference between the historical cost of the acquisition and the fair value of the Group's share of the acquired assets, assumed liabilities and contingent liabilities. Goodwill is allocated to cash-generating units and is not amortised. Goodwill on acquired companies is not amortized but an annual impairment test is performed.

##### System investments

Costs for in-house production of intangible assets, including expenses for in-house development, are recognized in the balance sheet when it is probable that the future economic benefits associated with the assets will flow to the company and the acquisition cost can be measured reliably. Capitalized development costs are primarily related to the acquisition of a new operating system for parking transactions. The expenses are primarily external costs.

##### Capitalisation of intangible assets in acquisitions

The value of brands, customer contracts and distribution contracts are recognised in conjunction with an acquisition. The assets are reported at fair value at acquisition date less accumulated amortisation.

##### Amortisation

Amortisation is recognised in profit and loss a straight-line bases over the estimated useful life of the intangible asset for amortisable assets. Goodwill has an indefinite useful life and is impairment tested. The estimate useful lives are:

-Brand	2-20 years
-Customer base	5-14 years
-Distribution contracts	13-15 years
-Capitalized expenditures	5 years
-Patent	5 years

#### Tangible assets

Tangible assets are valued at historical cost less accumulated depreciation. If the fair value of the fixed assets is lower than the balance sheet value and the impairment is not expected to be temporary, an impairment loss at fair value has been made.

Tangible assets are depreciated on a straight-line bases over the estimated useful life of the assets. The estimated useful lives are:

-Real estate improvements	4 years
-Leasehold improvements	3 years
-Office equipment, data, licenses	5 years
-Signs	3 years

#### Impairment of fixed assets

Intangible assets that are not amortised, goodwill, are subject to an annual impairment test. Other tangible and intangible assets that are amortized are subject to an impairment test if there are any indicators of impairment.

Losses due to impairment are recognized as expenses. If the basis for the write-down no longer exists, the write down is reversed.

#### Right-of-use assets and lease liabilities

The group recognizes a liability to make lease payments and an assets representing the right to use the underlying asset during the lease term and recognizes depreciation of the right-to use assets separately from interest on lease liabilities in the income statement. The right-of-use asset is depreciated on a straight-line basis over the shorter of the asset's useful life or the lease term. The lease contracts included in scope of IFRS 16 for EasyPark Group are mainly related to lease of land and buildings. Low-value leases are not capitalized. Right-of-use assets and lease liabilities are presented separately in the statement of financial position.

When calculating the initial lease liability EasyPark use the implicit rate of each lease contract. When the implicit interest rate is not available, the group uses the incremental borrowing rate, which is estimated based on the groups interest rate margin, contract length and interest level in the country where the asset is leased.

#### Financial instrument

Financial instruments recognised on the asset side of the balance sheet include cash and cash equivalents, Accounts receivables and other long-term assets. On the liability side, these include trade accounts payables, trade accounts payable to parking partners and interest bearing liabilities, bank loan and borrowings and other shares.

The following of the company's financial instruments are not valued at fair value: Cash and cash equivalents, accounts receivables, other short-term receivables, overdraft facilities, long-term debt and hold-to-maturity investments. Non-current and current provisions consist of earn-outs and is measured at fair value in profit and loss.

#### Fair value

The company's financial instruments consist mainly of trade accounts receivables, trade accounts liabilities and other current receivables and other current liabilities. The carrying amount of cash and cash equivalents and overdraft facilities is approximately equal to the fair value because these instruments have a short maturity. Similarly, the booked value of accounts receivables and accounts payables is approximately equal to fair value as they are entered into under normal conditions.

#### Financial Market risk

For information regarding how the company view on the financial risks, we refer to the section Financial risks in the Directors' report.



**Receivables**

Accounts receivables and other receivables are stated at amortised cost after deduction of provisions for expected loss. Provisions for losses are based on an individual assessment of the individual receivable. In addition, for the accounts receivable, an unspecified provision is made to cover expected losses.

**Bank deposits, cash and cash equivalents**

Bank deposits, cash and cash equivalents include cash, bank deposits and other means of payment with maturity shorter than three months from acquisition.

**Liabilities to parking companies**

EasyPark normally carries the credit risk for all accounts receivables (parking fees and EasyPark's own fees). The debt to the Parking companies on one side and related claims against customers on the other, are reported gross in the balance sheet, as liabilities to parking companies and accounts receivables. To reduce the risk of any losses on receivables EasyPark has entered into agreements with several partners, such as Adyen, AMEX, Visma Collectors, Order2Cash, AfterPay and Intrum Justitia. However, only income from EasyPark's own services is recognized as revenue in the income statement.

**Provisions**

A provision is recognized when there is a statutory or implied obligation because of an earlier event and it is probable that this will result in the payment or transfer of other assets to settle the obligation, and the liability connected with the obligation can be measured reliable.

**Cash flow statement**

Cash flow statement is set-up using the indirect method.

**Subsidiaries and affiliates (Parent company)**

Subsidiaries are assessed according to the cost method in the parent company. The investment is assessed at the acquisition cost of the shares unless a write-down has been necessary.

**Note 2 Revenue by income type**

The income is related to the parking solutions offered by the Group and is mainly distributed as follows:

Revenue by income type	2021	2020
Fees related to parking	155 179	79 264
Other revenue	6 470	3 306
<b>Total</b>	<b>161 649</b>	<b>82 569</b>

Revenue by geographical region	2021	2020
Europe excl UK	124 839	82 569
UK	15 896	-
US	20 914	-
<b>Total</b>	<b>161 649</b>	<b>82 569</b>

**Note 3 Fees to auditors**

	Parent company		Group	
	2021	2020	2021	2020
<b>PriceWaterhouseCoopers</b>				
Audit assignments	19	5	132	88
Other audit work	2	-	67	-
Other service, non audit	12	-	2	42
<b>Total</b>	<b>33</b>	<b>5</b>	<b>201</b>	<b>130</b>
<b>Other auditing firms</b>				
Audit assignments	-	-	226	88
Other audit work	-	-	41	-
Other service, non audit	-	-	48	42
<b>Total</b>	<b>-</b>	<b>-</b>	<b>315</b>	<b>130</b>
<b>Total fees</b>	<b>33</b>	<b>5</b>	<b>516</b>	<b>260</b>

**Note 4 Employee expenses, number of employees, allowances, loans to employees etc**

Number of Full-time equivalent employees (FTE)	2021	2020
	941	455

Salaries and other remunerations	2021	2020
Salaries	42 713	15 264
Social insurance cost	8 012	3 948
Pension cost	2 355	1 187
Other remuneration expenses	2 112	834
Activated salaries	(1 804)	(1 062)
<b>Total</b>	<b>53 388</b>	<b>20 170</b>



**Information on salaries and other remuneration to the Board, the Managing Director and other employees.**

The parent company has not paid any salary to the Managing Director, as the Managing Director is formally employed in EasyPark Strategy AB. In addition to salary, the Managing Director has a bonus agreement related to the business objectives set by the Board. The members of the board receive a fixed compensation for their assignments.

No loans or guarantees have been provided to the Managing Director, the Chairman of the Board or other related parties. There are no loans or guarantees that sum up to more than 10% of the company's equity.

The group has not undertaken to pay special remuneration to the Managing Director or the Chairman of the Board in the event of termination of the employment or change of the employment contract. In 2021, consulting fees of 32 tEUR have been paid to companies owned by board members. No bonus agreement, dividend, stock options or similar has been agreed to for senior executives or member of the Board, other than mentioned in this note.

	2021	2020
<b>Salaries</b>		
Managing Director	385	223
Senior Executives	1 415	704
<b>Total</b>	<b>1 800</b>	<b>927</b>
<b>Pension cost</b>		
Managing Director	39	33
Senior Executive	162	107
<b>Total</b>	<b>200</b>	<b>140</b>
<b>Bonus</b>		
Managing Director	133	37
Senior Executive	180	135
<b>Total</b>	<b>313</b>	<b>171</b>
Fees to the Board of Directors	59	59

**Pension cost**

The pension plans in the Group comply with the pension legislation enacted in respective countries. The pension plans require that the Group pays premiums to public or private administrative pensions plans on a mandatory, contractual or voluntary basis. There are no further obligations once the annual premiums are paid. The premiums are accounted for as personnel expenses as soon as they are incurred. Pre-paid premiums are accounted for as an asset to the extent that future benefits can be determined as plausible.

**Option program**

On December 1, 2021, EasyPark Group launched an option program that includes certain employees in a US subsidiary. As of 31.12.2021, there are 22 employees in the group option program and a total of 58.000 options outstanding. The employees must work in the Group to be entitled to exercise the options at the time of vesting. The options are settled in shares at the time of exercise. The purpose of the establishment of the options program is to attract and retain key personnel. The fair value and annual expense/costs of the options are calculated based on the Black-Scholes model, and expensed over the estimated vesting period. The annual cost calculated for the option program is 154 tEUR is based on the Black & Scholes formula.

**Note 5 Financial income and financial expense**

	Group	
	2021	2020
Foreign exchange gain	1 343	12 540
Foreign exchange loss	(4 205)	(8 530)
Other financial income	3 506	151
Interest expenses	(7 228)	(7 608)
Interest income	89	19
<b>Total</b>	<b>(6 496)</b>	<b>(3 428)</b>
	Parent company	
	2021	2020
Foreign exchange gain	9	357
Foreign exchange loss	(15)	(282)
Interest expenses	(16)	0
Interest expenses, group	(3)	(1)
Interest income, group	92	16
<b>Total</b>	<b>68</b>	<b>91</b>

**Credit facility**

The total credit facility amounts to EUR 40.000.000, whereof the equivalent to EUR 15.568.608 was drawn in cash (SEK 70.000.000 and EUR 8.779.979,62) and in addition EUR 1.348.974 was drawn for guarantees, per December 31st, 2021. Termination date for the credit facility is September 24th, 2024.



**Note 6 Tax transactions and balances**

*Reconciliation of reported tax for the year*

	Group	
	2021	2020
Current tax for the period	(2 366)	(4 771)
Adjustments relating to previous years	(2)	223
Deferred tax income attributable to capitalized losses carry forward	751	-
Deferred tax income/expense relating to temporary differences	6 577	4 451
<b>Total reported tax expense (-)/tax income (+)</b>	<b>4 960</b>	<b>(97)</b>

*Reconciliation of effective tax rate in the Group*

	Group	
	2021	2020
Profit /loss before tax	(28 458)	(2 494)
Tax in accordance with the applicable tax rate for the parent company (22%)	6 261	549
Tax effect on permanent differences	(2 118)	(933)
Tax effect on other tax rates for foreign subsidiaries	1 527	105
Other adjustment	(742)	(34)
Tax adjustments relating to previous years	33	217
<b>Total reported tax expense (-)/tax income (+)</b>	<b>4 960</b>	<b>(97)</b>
<b>Effective tax rate (%)</b>	<b>-17%</b>	<b>4%</b>

*Current tax in the balance sheet*

	Group	
	2021	2020
Opening balance current tax	(5 834)	(1 488)
Booked current tax	(2 368)	(4 773)
Paid tax	4 658	471
Reclassification	374	171
Translation differences	81	(215)
<b>Closing balance current tax asset (+)/current tax liabilities (-)</b>	<b>(3 089)</b>	<b>(5 834)</b>

*Deferred tax in the balance sheet*

	Group	
	2021	2020
Opening balance deferred tax asset (+) / deferred tax liabilities (-)	(24 504)	(28 877)
Acquisition	(26 264)	-
Reported in the Income Statement	7 329	4 451
Translation differences	543	(78)
<b>Deferred tax asset (+) / deferred tax liabilities (-)</b>	<b>(42 896)</b>	<b>(24 504)</b>
<b>Closing balance deferred tax assets</b>	<b>7 431</b>	<b>105</b>
<b>Closing balance deferred tax liabilities</b>	<b>(50 327)</b>	<b>(24 609)</b>

\*Closing balance 2020 is presented as net value of deferred tax assets and deferred tax liabilities

Deferred tax asset not recorded in the balance sheet	27 321	2
--	--------	---

*Overview of temporary differences:*

	Group	
	2021	2020
Intangible assets	207 161	111 146
Tangible assets	529	(103)
Other temporary differences	10 072	7 579
Operating loss carried forward	(134 424)	(4 617)
<b>83 338</b>	<b>114 005</b>	

**Tax loss carried forward**

The groups cumulative carried forward tax losses as of 31 December 2021 amounted to 134,424 tEUR. The majority of the losses has no expire time. Deferred tax is recognized when it is likely that the group will be able to use them against future taxable profit. Deferred tax assets per 31 December 2021 includes an amount of 6,972 tEUR which relates to carried forward losses, 27,021 tEUR, in Park Now Group Holding BV. The rest of the cumulative carry forward losses do not meet the capitalisation criteria.



Reconciliation of reported tax for the year for the parent company

Current tax  
Change in deferred tax with regards to temporary differences  
**Reported tax in the Parent company**

Parent company	
2021	2020
(7)	(16)
-	(2)
<b>(7)</b>	<b>(18)</b>

Current tax in the balance sheet

Opening balance current tax  
Booked current tax  
Tax effect of Group contribution  
**Closing balance current tax asset (+)/current tax liabilities (-)**

Parent company	
2021	2020
16	-
6	16
(16)	-
<b>6</b>	<b>16</b>

Result before tax  
Effect on permanent differences  
Used tax loss carried forward  
**Calculated tax base in the parent company**

Parent company	
2021	2020
30	81
-	-
-	-
<b>30</b>	<b>81</b>

Reconciliation of effective tax rate in the parent company

Profit /loss before tax  
Tax in accordance with the applicable tax rate for the parent company (22%)  
**Reported tax in the parent company**  
**Effective tax rate (%)**

Parent company	
2021	2020
30	81
(6)	(18)
<b>(6)</b>	<b>(18)</b>
<b>-20%</b>	<b>-22%</b>

Note 7 System investments

Acquisition cost

Opening balance  
Increases through acquisition of business  
Purchases  
Sales/disposals  
Reclassification  
Translation effect

2021	2020
63 260	53 493
32 515	681
12 442	7 661
(1 908)	(849)
(3 001)	(28)
95	2 301

Closing balance

**103 404**      **63 260**

Accumulated amortisation

Opening balance  
Increase through acquisition of business  
Amortisation  
Sales/disposals  
Reclassifications  
Translation effect

(29 723)	(18 886)
(29 263)	(461)
(12 745)	(9 776)
1 252	467
864	-
(707)	(1 068)

Closing balance

**(70 322)**      **(29 723)**

Booked value

**33 082**      **33 537**

The capitalized expenditures are amortised over estimated useful life of 5 years.  
Total amount of capitalized expenses for research and development (R & D) is mEUR 11.6 during the year.



**Note 8 Brand**

**Acquisition cost**

Opening balance January 1, 2020

Purchases

Write off

Reclassification

Translation effect

Closing balance December 31, 2020

**Accumulated amortisation**

Accumulated amortisation January 1, 2020

Amortisation

Write off

Reclassification

Translation effect

Closing balance December 31, 2020

Booked value December 31, 2020

**Acquisition cost**

Opening balance January 1, 2021

Increase through acquisition of business

Write off

Reclassification

Translation effect

Closing balance December 31, 2021

**Accumulated amortisation**

Opening balance January 1, 2021

Amortisation

Write off

Reclassification

Translation effect

Closing balance December 31, 2021

Booked value December 31, 2021

\* Europe refers to European countries except UK

Brand related to the acquisition of ParkNow group has a estimated useful life of 2-7 years.

Brand related to earlier acquisitions is amortized with the estimated useful life of 20 years.

Europe*	UK	US	Total
64 513	-	-	64 513
84	-	-	84
(61)	-	-	(61)
8	-	-	8
2 574	-	-	2 574
<b>67 118</b>	<b>-</b>	<b>-</b>	<b>67 118</b>

Europe*	UK	US	Total
(5 042)	-	-	(5 042)
(3 211)	-	-	(3 211)
(316)	-	-	(316)
(3)	-	-	(3)
(346)	-	-	(346)
<b>(8 918)</b>	<b>-</b>	<b>-</b>	<b>(8 918)</b>
<b>58 200</b>	<b>-</b>	<b>-</b>	<b>58 200</b>

Europe*	UK	US	Total
67 118	-	-	67 118
1 185	1 079	4 075	6 339
(346)	-	-	(346)
-8 854	-	-	(8 854)
(1 304)	-	315	(989)
<b>57 799</b>	<b>1 079</b>	<b>4 389</b>	<b>63 268</b>

Europe*	UK	US	Total
(8 918)	-	-	(8 918)
(3 214)	(210)	(350)	(3 774)
346	-	-	346
761	0	0	761
190	-	(16)	174
<b>(10 835)</b>	<b>(210)</b>	<b>(366)</b>	<b>(11 410)</b>
<b>46 965</b>	<b>869</b>	<b>4 024</b>	<b>51 857</b>



**Note 9 Customer contracts**

**Acquisition cost**

Opening balance January 1, 2020	86 959	-	-	86 959
Reclassification	(240)	-	-	(240)
Translation effect	3 280	-	-	3 280
<b>Closing balance December 31, 2020</b>	<b>89 998</b>	<b>-</b>	<b>-</b>	<b>89 998</b>

	Europe*	UK	US	Total
Opening balance January 1, 2020	86 959	-	-	86 959
Reclassification	(240)	-	-	(240)
Translation effect	3 280	-	-	3 280
<b>Closing balance December 31, 2020</b>	<b>89 998</b>	<b>-</b>	<b>-</b>	<b>89 998</b>

**Accumulated amortisation**

Opening balance January 1, 2020	(28 349)	-	-	(28 349)
Amortisation	(17 244)	-	-	(17 244)
Translation effect	(1 930)	-	-	(1 930)
<b>Closing balance December 31, 2020</b>	<b>(47 522)</b>	<b>-</b>	<b>-</b>	<b>(47 522)</b>

	Europe*	UK	US	Total
Opening balance January 1, 2020	(28 349)	-	-	(28 349)
Amortisation	(17 244)	-	-	(17 244)
Translation effect	(1 930)	-	-	(1 930)
<b>Closing balance December 31, 2020</b>	<b>(47 522)</b>	<b>-</b>	<b>-</b>	<b>(47 522)</b>

Booked value December 31, 2020

42 476 - - 42 476

**Acquisition cost**

Opening balance January 1, 2021	89 998	-	-	89 998
Increase through acquisition of business	28 948	1 768	23 228	53 943
Reclassification	8 134	-	-	8 134
Translation effect	(1 882)	-	1 795	(87)
<b>Closing balance December 31, 2021</b>	<b>125 198</b>	<b>1 768</b>	<b>25 022</b>	<b>151 988</b>

	Europe*	UK	US	Total
Opening balance January 1, 2021	89 998	-	-	89 998
Increase through acquisition of business	28 948	1 768	23 228	53 943
Reclassification	8 134	-	-	8 134
Translation effect	(1 882)	-	1 795	(87)
<b>Closing balance December 31, 2021</b>	<b>125 198</b>	<b>1 768</b>	<b>25 022</b>	<b>151 988</b>

**Accumulated amortisation**

Opening balance January 1, 2021	(47 522)	-	-	(47 522)
Amortisation	(20 650)	(103)	(998)	(21 751)
Reclassification	2 657	-	-	2 657
Translation effect	1 147	-	(44)	1 103
<b>Closing balance December 31, 2021</b>	<b>(64 368)</b>	<b>(103)</b>	<b>(1 043)</b>	<b>(65 514)</b>

	Europe*	UK	US	Total
Opening balance January 1, 2021	(47 522)	-	-	(47 522)
Amortisation	(20 650)	(103)	(998)	(21 751)
Reclassification	2 657	-	-	2 657
Translation effect	1 147	-	(44)	1 103
<b>Closing balance December 31, 2021</b>	<b>(64 368)</b>	<b>(103)</b>	<b>(1 043)</b>	<b>(65 514)</b>

Booked value December 31, 2021

60 830 1 665 23 979 86 474

\* Europe refers to European countries except UK.

Customer base related to the acquisition of ParkNow group has a estimated useful life of 10-14 years.

Customer base related to earlier acquisitions is amortised with the estimated useful life of 5 years.

**Note 10 Distributions contracts**

**Acquisition cost**

Opening balance January 1, 2021	-	-	-	-
Increase through acquisition of business	24 169	-	37 752	61 922
Translation effect	-	-	2 917	2 917
<b>Closing balance December 31, 2021</b>	<b>24 169</b>	<b>-</b>	<b>40 669</b>	<b>64 838</b>

	UK	US	Total
Opening balance January 1, 2021	-	-	-
Increase through acquisition of business	24 169	-	61 922
Translation effect	-	2 917	2 917
<b>Closing balance December 31, 2021</b>	<b>24 169</b>	<b>40 669</b>	<b>64 838</b>

**Accumulated amortisation**

Opening balance January 1, 2021	-	-	-	-
Amortisation	(940)	(1 747)	(2 687)	(2 687)
Translation effect	-	(78)	(78)	(78)
<b>Closing balance December 31, 2021</b>	<b>(940)</b>	<b>(1 825)</b>	<b>(2 765)</b>	<b>(2 765)</b>

	UK	US	Total
Opening balance January 1, 2021	-	-	-
Amortisation	(940)	(1 747)	(2 687)
Translation effect	-	(78)	(78)
<b>Closing balance December 31, 2021</b>	<b>(940)</b>	<b>(1 825)</b>	<b>(2 765)</b>

Booked value December 31, 2021

23 229 38 844 62 073

Distributions contracts are related to the acquisition of ParkNow group and has a estimated useful life of 13-15 years.



**Note 11 Goodwill**

**Acquisition cost**

Opening balance January 1, 2020  
Increase through acquisition of business  
Translation differences  
Closing balance December 31, 2020

Europe <sup>†</sup>	UK	US	Total
178 054	-	-	178 054
17 341	-	-	17 341
4 970	-	-	4 970
<b>200 365</b>	<b>-</b>	<b>-</b>	<b>200 365</b>

Opening balance January 1, 2021  
Increase through acquisition of business  
Translation differences  
Closing balance December 31, 2021

Europe*	UK	US	Total
200 365	-	-	200 365
85 580	36 199	182 497	304 276
(2 385)	-	(14 099)	11 714
<b>283 559</b>	<b>36 199</b>	<b>196 596</b>	<b>516 354</b>

\* Europe refers to European countries except UK.

See note 18 for additional information on the acquisitions.

Goodwill is monitored by management at the level of cash generating units (CGU), which are defined as the geographical areas; Europe\*, UK and US.

Goodwill is subject to annual impairment tests. Tests are also done if there is an indication that the value of the assets is lower than the recoverable amount. The impairment testing is based on an estimated future cash flow and a discount rate (value in use). The discount rate is an estimated capital cost for EasyPark with an adjustment for GDP. The estimation of future cash flow is based on the unit's cash flow generating budgets and strategic plans. The starting point for the estimations is the realized EBITDA margin for the financial year. In any indication of impairment on unit-level, future cashflows are estimated for underlying countries.

The discount rate applied in the impairment tests is between 14-18 % before tax. After an explicit period of 9 years (forecasted year by year), a terminal value has been calculated. The growth factor used for calculation of the terminal value is 2%.

The yearly test indicated no need for impairment.

The uncertainty linked to the conditions applied in the calculations has been tested through sensitivity analyzes. Among other things, a reduction in EBITDA and an increase in the discount rate have been tested. A reduction in EBITDA by 1% and an increase in the discount rate by 1% do not affect the conclusion.

Unit	Acquisition	Amount of Goodwill	Year
EU	Acquisition of the EasyPark Holding Group	152	2018
EU	Acquisition of Traffic Pass Holding GmbH	2	2018
EU	Acquisition of Zeleno Mesto d.o.o.	0,2	2018
EU	Acquisition of assets from Já hf.	1	2019
EU	Acquisition of Inteleon Holding AB	25	2019
EU	Acquisition of Parkimeter Technologies SL	5	2020
EU	Acquisition of assets from Ingeniería Vial SL	13	2020
EU	Acquisition of assets from E24 AG	0,3	2021
EU	Acquisition of ParkNow Group BV	85	2021
UK	Acquisition of ParkNow Holding Ltd	36	2021
US	Acquisition of Parkmobile USA Inc.	197	2021
		<b>516</b>	



Note 12 Tangible assets

	Real estate improvements	Leasehold improvements	Office equipment, data, licenses	Signs	Total
<b>Acquisition cost</b>					
<i>Opening balance January 1, 2020</i>	884	825	564	3 571	5 844
Increase through acquisition of business	-	-	41	-	41
Purchases	12	26	48	1 252	1 338
Sales/disposals	-	(10)	-	-	(10)
Reclassification	-	-	-	-	-
Translation effect	37	6	1	18	62
<b>Closing balance December 31, 2020</b>	<b>933</b>	<b>846</b>	<b>655</b>	<b>4 841</b>	<b>7 275</b>
<b>Accumulated depreciations</b>					
<i>Opening balance January 1, 2020</i>	(217)	(620)	(468)	(1 904)	(3 209)
Increase through acquisition of business	-	-	(32)	-	(32)
Depreciation	(188)	(90)	(71)	(833)	(1 181)
Sales/disposals	-	6	-	-	6
Reclassification	-	-	-	-	-
Translation effect	(17)	(5)	(2)	(14)	(39)
<b>Closing balance December 31, 2020</b>	<b>(422)</b>	<b>(710)</b>	<b>(571)</b>	<b>(2 751)</b>	<b>(4 455)</b>
<b>Booked value December 31, 2020</b>	<b>513</b>	<b>136</b>	<b>82</b>	<b>2 090</b>	<b>2 820</b>

	Real estate improvements	Leasehold improvements	Office equipment, data, licenses	Signs	Total
<b>Acquisition cost</b>					
<i>Opening balance January 1, 2021</i>	933	846	655	4 841	7 275
Increase through acquisition of business	2 585	6 013	1 168	985	10 751
Purchases	3	414	158	2 139	2 714
Sales/disposals	(534)	(599)	(411)	(478)	(2 023)
Reclassification	-	-	-	-	-
Translation effect	96	89	86	82	363
<b>Closing balance December 31, 2021</b>	<b>3 083</b>	<b>6 763</b>	<b>1 665</b>	<b>7 569</b>	<b>19 080</b>
<b>Accumulated depreciation</b>					
<i>Opening balance January 1, 2021</i>	(422)	(710)	(571)	(2 751)	(4 454)
Increase through acquisition of business	(741)	(4 607)	(1 124)	(702)	(7 174)
Depreciation	(452)	(527)	(173)	(1 409)	(2 561)
Sales/disposals	433	589	394	472	1 888
Reclassification	-	1	0	(0)	1
Translation effect	(35)	(65)	147	(48)	0
<b>Closing balance December 31, 2021</b>	<b>(1 216)</b>	<b>(5 319)</b>	<b>(1 327)</b>	<b>(4 437)</b>	<b>(12 299)</b>
<b>Booked value December 31, 2021</b>	<b>1 867</b>	<b>1 444</b>	<b>338</b>	<b>3 131</b>	<b>6 781</b>
Estimated useful lives, number of years	4	3	5	3	



Note 13 Right-of-use-assets and Lease liabilities

	Group	
	2021	2020
<b>Right-of-use-assets</b>		
<b>Acquisition cost</b>		
Opening balance	4 837	3 682
Increase through acquisition of business	5 775	-
Change in additional leases	291	1 104
Translation difference	-47	51
<b>Closing balance</b>	<b>10 856</b>	<b>4 837</b>
<b>Accumulated depreciation</b>		
Opening balance	(1 771)	(731)
Depreciation	(1 821)	(1 060)
Translation difference	13	20
<b>Closing balance December</b>	<b>(3 579)</b>	<b>(1 771)</b>
<b>Booked value</b>	<b>7 277</b>	<b>3 066</b>

	Group	
	2021	2020
<b>Lease liabilities</b>		
Opening balance	3 091	2 962
Increase through acquisition of business	5 698	-
Change in additional leases	291	1 104
Interest	200	64
Payments	(1 411)	(1 110)
Translation difference	-36	71
<b>Booked value</b>	<b>7 832</b>	<b>3 091</b>

Current lease liabilities amounts to mEUR 1.

	2021	2020
<b>Income statement</b>		
Depreciation expense of right of use assets	(1 821)	(1 060)
Interest expense on lease liabilities	(200)	(64)
Office rental expense	(311)	(12)
Expenses related to leases of low-value	(122)	(96)
<b>Total amount recognised in Income statement</b>	<b>(2 454)</b>	<b>(1 232)</b>

The main lease agreements regard Office rent. Yearly rent and duration according to below:

Type of leased asset	Yearly rent	Duration of agreement	Booked value	Interest rate (yearly)
Office rent Sweden	542	2024-08-31	1 345	5,57%
Office rent US (incl expansion space)	426	2026-05-31	1 937	3,50%
Office rent UK	349	2030-03-31	3 332	3,50%

	2021	2020
<b>Future minimum lease payments</b>		
-within one year	2 717	1 012
-between one and five years	4 000	2 079
-more than five years	1 116	-
<b>Total future lease payments</b>	<b>7 832</b>	<b>3 091</b>

Note 14 Other non-current receivables

	31.12.2021	31.12.2020
Deposits	3 363	1 972
<b>Booked value</b>	<b>3 363</b>	<b>1 972</b>

The deposits have mainly been granted to parking operators, but also to landlords as security for rental agreements. The term of the deposits depends on underlying agreement.



**Note 15 Accounts receivables**

	31.12.2021	31.12.2020
<b>Age distribution accounts receivables</b>		
Current accounts receivables 0-30 days	30 861	23 605
Overdue receivables 31 -60 days	2 569	543
Overdue receivables 61 -90 days	870	224
Overdue receivables over 90 days	4 796	2 696
	<b>39 097</b>	<b>27 069</b>
<b>Provision for doubtful accounts receivables</b>		
Current accounts receivables 0-30 days	(185)	(302)
Overdue receivables 31 -60 days	(39)	(166)
Overdue receivables 61 -90 days	(41)	(144)
Overdue receivables over 90 days	(2 332)	(2 233)
	<b>(2 597)</b>	<b>(2 845)</b>
<b>Total accounts receivables</b>	<b>36 500</b>	<b>24 224</b>

Accounts receivables are reported net of provision for expected credit losses. The net value reflects the amounts that are expected to be collected based on circumstances known at the balance sheet date. In accordance with IFRS 9, historical data is used to calculate the percentages used for estimating the different age intervals.

	Group	
	2021	2020
<b>Losses on accounts receivables according to income statement</b>	2 819	933

The group has not pledged its accounts receivables. The booked value represents the maximum credit risk.

**Accounts receivables by currency, December 31, 2021:**

Total amounts by currency:

	EUR	SEK	NOK	DKK	CHF	ISK	HUF	USD	GBP
	11 893	66 410	50 511	32 455	206	2 117	24 430	5 322	3 133

**Note 16 Restricted deposits, guarantees, contingent liabilities and credit facility**

	Group	
	31.12.2021	31.12.2020
<b>Restricted deposits</b>		
Deposits	5 151	1 965
Withholding tax	73	62
<b>Closing balance</b>	<b>5 224</b>	<b>2 028</b>

Deposits relates to restricted funds linked to acquisitions, office rent agreements and parking operators.

EasyPark Professionals AS has pledged all shares in EasyPark Strategy AB (Group value mEUR 6.011) as collateral for its own obligations.

EasyPark Strategy AB has pledged all shares in EasyPark Holding AS as collateral for its own obligations.

EasyPark Holding AS has pledged all shares in EasyPark AS as collateral for its own obligations.

EasyPark AS has pledged all shares in EasyPark AB and EasyPark A/S as collateral.

EasyPark AB has pledged all shares in EasyPark Innovation AB, EasyPark OY as collateral.

EasyPark AB has provided a guarantee to the City of Copenhagen with DKK 10.000.000, to the City of Oslo with NOK 100.000 and to the Cooperatie Servicehuis Parkereer-en Verbljfsrechten U.A with EUR 70.000.

EasyPark AB has pledged stock, accounts receivables and operating equipment, amount SEK 20.000.000.

EasyPark AB has provided a guarantee for lease obligation in EasyPark AS, amount SEK 2.478.375

Brav S.R.L has provided guarantee for contracts with the Italian police force for EUR 77.081, whereof EUR 63.688 regards Gruppo Torinese Trasporti S.p.a.

EasyPark Group has a cash pool arrangement with Nordea Bank and Unicredit with EasyPark AB as the top account owner amounted to 42.114 tEUR per 2021.12.31. The parent company's balance in the cash pool is classified as receivables from group companies see note 22.

EasyPark A/S has an ongoing dispute with the Danish consumerombudsman that will be settled in court. The timeline for this dispute, including potential financial liability awaits further clarity. It is the Group's position that we have a favourable position and therefore no financial liability has been included in the reported numbers.



**Note 17 Share capital and shareholder information**

Name	A - shares	B - shares	Preference	Ownership %
Eden Space Midco Sari (V/truvian Partners LLP)	5 185 179	30 390	186 318 254	48,2%
Red Garden Invest (D) AB (Verdane Capital)	1 585 906		57 011 068	14,7%
Red Garden Invest (E) AB (Verdane Capital)	1 267 639		45 541 089	11,8%
Verdane Capital X (D) AB (Verdane Capital)			4 288 067	1,1%
Verdane Capital X (E) AB (Verdane Capital)	49 674		1 784 598	0,5%
Purple Garden Invest (E) AB (Verdane Capital)	960 661		34 512 612	8,9%
Purple Garden Invest (D) AB (Verdane Capital)	1 202 497		43 200 818	11,2%
Johan Birgersson (Managing Director)	87 248	114 000	3 134 450	0,8%
Own shares	25 067	40 549	525 550	0,1%
Other shareholders < 1%	260 584	443 952	9 737 291	2,6%
	<b>10 745 257</b>	<b>628 891</b>	<b>386 033 797</b>	<b>100%</b>

The share capital of EUR 287.713,45 (NOK 3.974.079,45) consists of in total 397.407.945 shares (as listed above) all with the nominal value NOK 0,01. The overview shows the largest shareholders in EasyPark Group AS on December 31st, 2021. Each A-share owner has ten voting rights, and each B-share and preference share has one voting right per share.

During the year EasyPark Group AS has acquired 5.291 A-shares, 112.963 B-shares and 190.113 preference shares for a total of EUR 4.638.942 and sold and 72.414 B-shares for EUR 2.701.042. The cashflow effect for the sold shares per 31st of December 2021 was 24.245 EUR.

**Note 18 Shareholding and participation in group companies**

**Parent company**

Acquisition cost	2021	2020
Opening balance	194 158	206 097
Translation difference	-	(11 938)
Capital injection	436 828	-
<b>Closing balance</b>	<b>630 986</b>	<b>194 158</b>

Shareholding at year end (EUR)	Corporate ID	Office	Ownership %	Total result 2021	Equity as per year end	Booked value 2021
EasyPark Professionals AS (directly owned)	819999082	Oslo	100	-	648 192 519	630 986 000
ParkNow Group Holding BV (directly owned)	81285891	Diemen	100	2 214 333	31 742 842	11
EasyPark Strategy AB	559130-4752	Stockholm	100			
EasyPark Holding AS	997860641	Oslo	100			
EasyPark AS	980050491	Oslo	100			
EasyPark A/S	26454484	Odense	100			
EasyPark AB	556626-7893	Stockholm	100			
EasyPark Oy	1460054-1	Helsinki	100			
EasyPark Italia SRL	5000350651	Milano	100			
EasyPark Slovakia s.r.o	50929411	Bratislava	100			
EasyPark GmbH	HRB 53357	Düsseldorf	100			
EasyPark SARL	513 560 359	Metz	100			
Parkit LTD	51-545123-5	Herzliya	100			
EasyPark d.o.o.	6790160000	Koper	100			
EasyPark Austria GmbH	FN303147	Wien	100			
EasyPark Innovation AB	559110-4939	Stockholm	100			
EasyPark Schweiz GmbH	CHE-288.006.758	Zürich	100			
EasyPark B.V.B.A	0681.926.826	Diegem	100			
EasyPark B.V	37260863	Leiden	100			
BRAV SRL	02818030369	Vignola	100			
EasyPark Island ehf.	5504190760	Kópavogur	100			
EasyPark Hungary Kft	01-09-353421/7	Budapest	100			
EP Parking	8251-6254-2013	Lisboa	100			
EasyPark España S.L.U	865841421	Barcelona	100			
Parkimeter Technologies SLU	866074931	Barcelona	100			
Parkings Admin SLU	867486068	Barcelona	60			
ParkNow Group BV	34124818	Amsterdam	100			
ParkNow Software BV	34158425	Amsterdam	100			
Parkmobile Benelux BV	34202913	Wisselwerking	100			
Stichting Parkeergelden Nederland	34244275	Diemen	100			
Park-Line BV	27190279	s-Gravenhage	100			
Park-Line Stichting Parkeergelden	27258254	s-Gravenhage	100			
ParkNow Licenses BV	34195062	Amsterdam	100			
ParkNow Austria GmbH	FN 494197 X	Wien	100			
ParkNow GmbH	HRB 209079 B	Berlin	100			
ParkNow Suisse SA	CHE-245.686.966	Bulle	100			
ParkNow France SAS	477858807	Versailles	100			
ParkNow Holding Ltd	4421667	Basingstoke	100			
Parkmobile Ltd	4512012	Basingstoke	100			
ParkNow Ltd	3151938	Basingstoke	100			
Parkmobile Belgium BV	0895.840.431	Antwerpen	100			
Parkmobile USA Inc	14109184	Atlanta	100			
Parkmobile LLC	5563758	Atlanta	100			
ParkNow LLC	5175709	Atlanta	100			
Parkmobile Montgomery County LLC	W17333725	Atlanta	100			
Parkmobile Electronic Parking Solutions (Can) Inc	BC0858330	Vancouver BC	100			
Parkmobile International (Aus) Pty. Ltd.	52 138 896 018	Sydney	100			
ParkNow Management GmbH	HRB 210004 B	Berlin	100			
Parking GmbH	HRB 180987 B	Berlin	100			



#### Acquisitions

Per 1st of June 2021 EasyPark Group acquired ParkNow group with 22 companies and businesses with approximately 570 employees. Acquisition related cost amounts to mEUR 5,3 and are comprised of financial advisory associated with due diligence and tax. These expenses were reported in other expenses in the income statement.

The acquisition analysis for the acquisition of ParkNow group is preliminary. In the acquisition intangible assets as customer relationships, distributors contracts, brand and goodwill amounted to 396 mEUR net deferred tax. Deferred tax is calculated using local tax rates. See details in note 8-11. EasyPark Schweiz GmbH made an asset deal with E24 AG in January 2021. The goodwill from the asset deal amounts to mEUR 0,266.

The management believes that the acquisitions will result in further improved positioning in the mobile paid parking market in Europe and in addition the ParkNow acquisition implies entering two new markets, UK and US. The acquisitions will positively impact further earnings beyond the values of the individual assets, as well as synergies with existing operations. The reporting of these acquisitions has been made in accordance with IFRS 3 and using the acquisition method. See the schedule below for fair value information on assets and liabilities at the time of acquisition.

	ParkNow Group	E24 AG	EasyPark Slovenia d.o.o	Parkimeter Technologies SL	Já hf.	Ingeniería Vial S.L.	Total
<b>Assets</b>							
Intangible assets	3,3	-	-	-	-	-	3,3
Tangible assets	13,0	-	-	-	-	-	13,0
Deferred taxes	6,3	-	-	-	-	-	6,3
Cash and cash equivalents	39,4	-	-	-	-	-	39,4
Accounts receivables	10,8	-	-	-	-	-	10,8
Receivables	32,0	-	-	-	-	-	32,0
<b>Total assets</b>	<b>104,8</b>	<b>0,0</b>	<b>0,0</b>	<b>0,0</b>	<b>0,0</b>	<b>0,0</b>	<b>104,8</b>
<b>Liabilities</b>							
Longterm liabilities	8,1	-	-	-	-	-	8,1
Deferred taxes	0,7	-	-	-	-	-	0,7
Accounts payables	6,5	-	-	-	-	-	6,5
Other liabilities	55,0	-	-	-	-	-	55,0
<b>Total liabilities</b>	<b>70,3</b>	<b>0,0</b>	<b>0,0</b>	<b>0,0</b>	<b>0,0</b>	<b>0,0</b>	<b>70,3</b>
<b>Net assets and liabilities</b>	<b>34,5</b>	<b>0</b>	<b>0</b>	<b>0</b>	<b>0</b>	<b>0</b>	<b>34,5</b>
Goodwill and other values on acquisition	396,3	0,3	-	-	-	-	396,6
Purchase price	430,7	0,3	-	-	-	-	431,0
<b>Adjusted for</b>							
Cash and cash equivalents	-39,4	-	-	-	-	-	-39,4
Paid conditional purchase price	-	-	0,0	0,8	0,3	2,1	3,3
Estimated conditional purchase price	-	-	-	-	-	-	-
<b>Net cash effect</b>	<b>391,3</b>	<b>0,3</b>	<b>0,0</b>	<b>0,8</b>	<b>0,3</b>	<b>2,1</b>	<b>394,9</b>
Contribution to the Group's operating revenue	67,4	0,0	-	-	-	-	67,4
Contribution to the Group's operating result before tax	-15,4	0,0	-	-	-	-	-15,4
Additional contribution to the Group's operating revenue if acquired on 01.01.2021	100,7	-	-	-	-	-	100,7
Additional contribution to the Group's regular result before tax if included throughout the year	-58,4	-	-	-	-	-	-48,3

Consideration for conditional purchase price (earnouts) have been paid out to the sellers for acquisitions made previous years in accordance with the respective purchase agreement.

Outcome of the earnouts is related to performance in the target entity or to the fulfilment of specific conditions.



**Note 19 Long-term liability**

	Group	
	2021	2020
Long-term liability		
Debt to credit institutions	105 398	103 799
Deferred loan expenses	(1 140)	(2 451)
<b>Total</b>	<b>104 258</b>	<b>101 347</b>

The loans classified as long-term loans as of Dec 31st, 2021 are EUR 5.000.000, NOK 338.653.000 and DKK 494.491.560. Termination date for the loans is March 8th, 2025, no mandatory amortization.

The Group is reporting the following covenants to the lenders on a quarterly basis:

*Leverage ratio (Consolidated total net debt divided by Consolidated proforma EBITDA Consolidated proforma EBITDA)*

All covenants were met by a wide margin at the end of the reporting period.

The Group has a cash pool at Nordea Bank with EasyPark AB as the top account owner. For information about deposits and guarantees see note 16.

The average interest fee on the Group's debt to the credit institution is 4,4 % for 2021 and the average financing expense is 5,45 %.

	2021	2020
Payment structure for debt to credit institutions		
-within one year	-	-
-between one and five years	105 398	-
-more than five years	-	103 799
<b>Total</b>	<b>105 398</b>	<b>103 799</b>

**Note 20 Provisions**

	2021	2020
Opening balance	15 934	4 666
Provision acquired business	425	14 604
Payments	(3 311)	(3 196)
Adjustments	(3 517)	(141)
Translation differences	37	1
<b>Closing balance</b>	<b>9 568</b>	<b>15 934</b>

Provisions refer mainly to estimated additional remuneration (earn out) in connection with the acquisition of subsidiaries and intellectual property. During the year, adjustments to provisions for outstanding earnouts have been made to better reflect the latest available budget and middle term plans of the group.

**Note 21 Other liabilities**

	2021	2020
Contract liabilities		
Acquisition cost		
Opening balance	6 989	3 453
Acquisition of business	4 005	3 563
Net change contractual obligations	103	(26)
Translation difference	137	-
<b>Closing balance</b>	<b>11 235</b>	<b>6 989</b>

Contract liabilities are included in short-term liabilities and are related to prepayments from customers.

**Note 22 Intercompany balances**

	Parent company	
	31.12.2021	31.12.2020
Receivables from other group companies		
Sweden, cash pool	12 123	3 295
<b>Total</b>	<b>12 123</b>	<b>3 295</b>
Liabilities to other group companies		
Sweden	14	3
Norway	-	75
<b>Total</b>	<b>14</b>	<b>78</b>



**Note 23 Subsequent events/ significant events**

24 February 2022 Russia invaded Ukraine. The invasion does not provide evidence of conditions existing at the end of the reporting period, thus classifying the invasion as a non-adjusting event according to IAS 10. EasyPark Group has neither customers nor suppliers in Russia nor does EasyPark Group have any customer or business critical suppliers in Ukraine, and have therefore concluded that there is no need to make post period end impairments or any other adjustments to the financial figures. However, as everyone else, EasyPark Group could also be affected should the situation continue, or escalate further. It is too early to make a reasonable estimate of the effect of these events, but the Board of Directors remains positive about the future outlook for EasyPark Group.

No other significant events after the financial year end have been identified that have an impact on the reported numbers



# Verification

Transaction 09222115557468115834

## Document

2021 Annual report EasyPark AS\_Group\_final  
Main document  
29 pages  
Initiated on 2022-04-28 09:14:04 CEST (+0200) by Kerstin Burman (KB)  
Finalised on 2022-04-28 14:32:57 CEST (+0200)

## Initiator

Kerstin Burman (KB)  
EasyPark  
kerstin.burman@easypark.net

## Signing parties

Johan Birgersson (JB)  
Identified by Swedish BankID as "JOHAN BIRGERSSON"  
ID number 6602102532  
Johan.birgersson@easypark.net  
+46708326758

Signed 2022-04-28 09:15:54 CEST (+0200)

Niklas Savander (NS)  
Identified by Swedish BankID as "GEORG NIKLAS CHRISTOFFER SAVANDER"  
ID number 6208043650  
niklas.savander@fantelli.eu

Signed 2022-04-28 09:16:49 CEST (+0200)

Tuva Palm (TP)  
Identified by Swedish BankID as "Tuva Palm"  
ID number 7407030365  
Tuva.palm@gmail.com

Signed 2022-04-28 14:01:41 CEST (+0200)

Jussi Tapio Wuoristo (JTW)  
Identified by Finnish FTN as "Jussi Tapio Wuoristo"  
jussi.wuoristo@vitruvianpartners.com  
+447770851294

Signed 2022-04-28 11:47:18 CEST (+0200)

Nils Andén (NA)  
nils.anden@gmail.com  
+447766014919

Signed 2022-04-28 10:52:18 CEST (+0200)

Henrik Aspén (HA)  
Identified by Swedish BankID as "HENRIK ASPÉN"  
ID number 7110010472  
Henrik.Aspen@verdane.com

Signed 2022-04-28 09:56:09 CEST (+0200)



# Verification

Transaction 09222115557468115834

Jack Alcock (JA)

*jack.alcock@vitruvianpartners.com*

+4477958 11641



*Signed 2022-04-28 11:47:43 CEST (+0200)*

Bjarne Kviem Lie (BKL)

*Identified by Norwegian BankID as "Bjarne Kveim Lie"*

*ID number 15017141314*

*Bjarne.Lie@verdane.com*



*Signed 2022-04-28 14:32:57 CEST (+0200)*

This verification was issued by Scrive. Information in italics has been safely verified by Scrive. For more information/evidence about this document see the concealed attachments. Use a PDF-reader such as Adobe Reader that can show concealed attachments to view the attachments. Please observe that if the document is printed, the integrity of such printed copy cannot be verified as per the below and that a basic print-out lacks the contents of the concealed attachments. The digital signature (electronic seal) ensures that the integrity of this document, including the concealed attachments, can be proven mathematically and independently of Scrive. For your convenience Scrive also provides a service that enables you to automatically verify the document's integrity at: <https://scrive.com/verify>

